

WILLMOTT DIXON HOUSING
REVIEWED

PRELIMINARY	STATUS
FOR COMMENT	A
FOR CONSTRUCTION	B
SIGNED ND	C
DATE 20.05.15	

notes

- The contractor is responsible for checking dimensions, tolerances and references. Any discrepancy to be verified with the Architect before proceeding with the works.
- Where an item is covered by drawings to different scales the larger scale drawing is to be worked to.
- Do not scale drawing. Figured dimensions to be worked to in all cases.

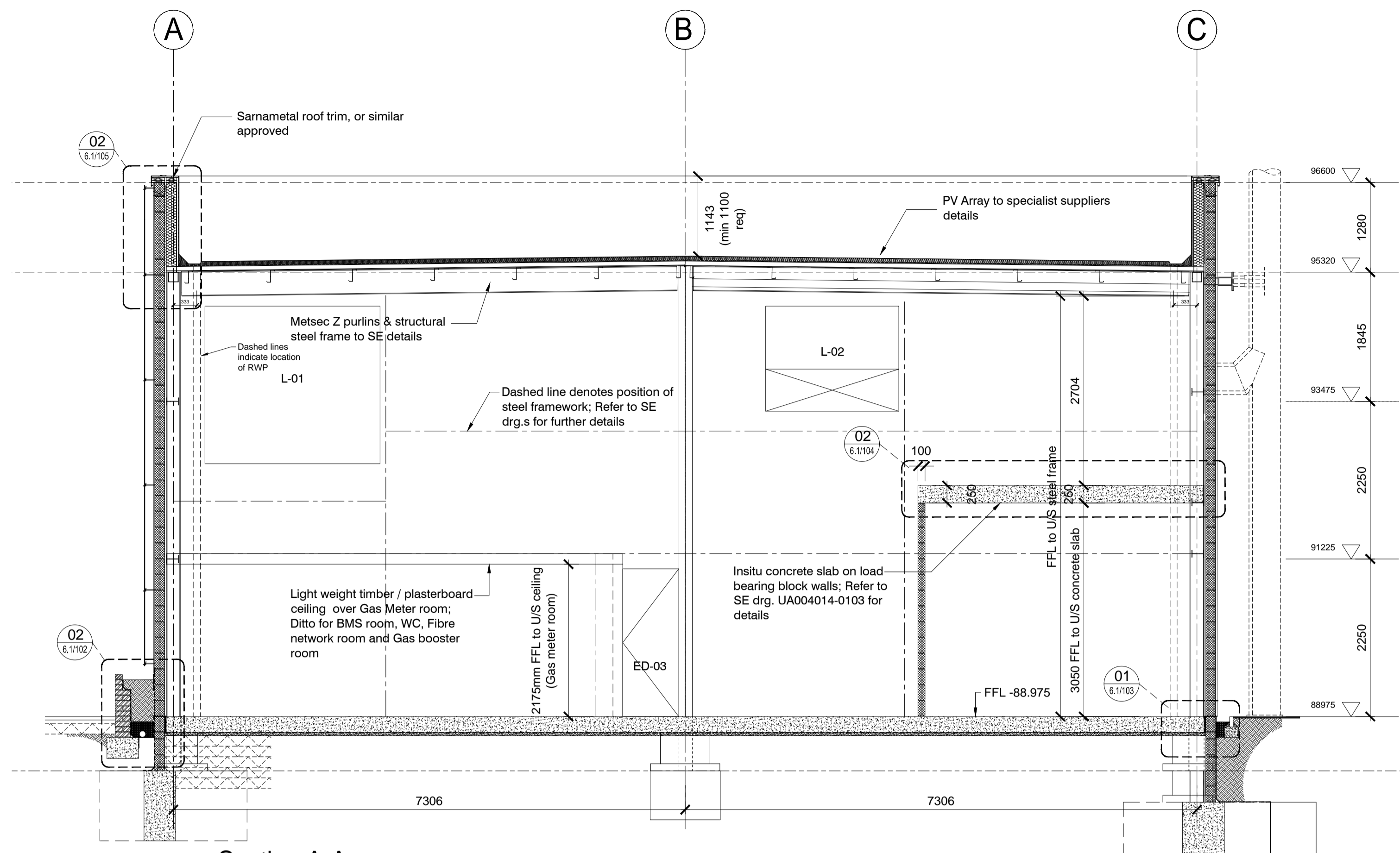
CDM Regulations 2007

ALL current drawings and specifications for the project must be read in conjunction with the Designer's Hazard and Environmental Assessment Record.

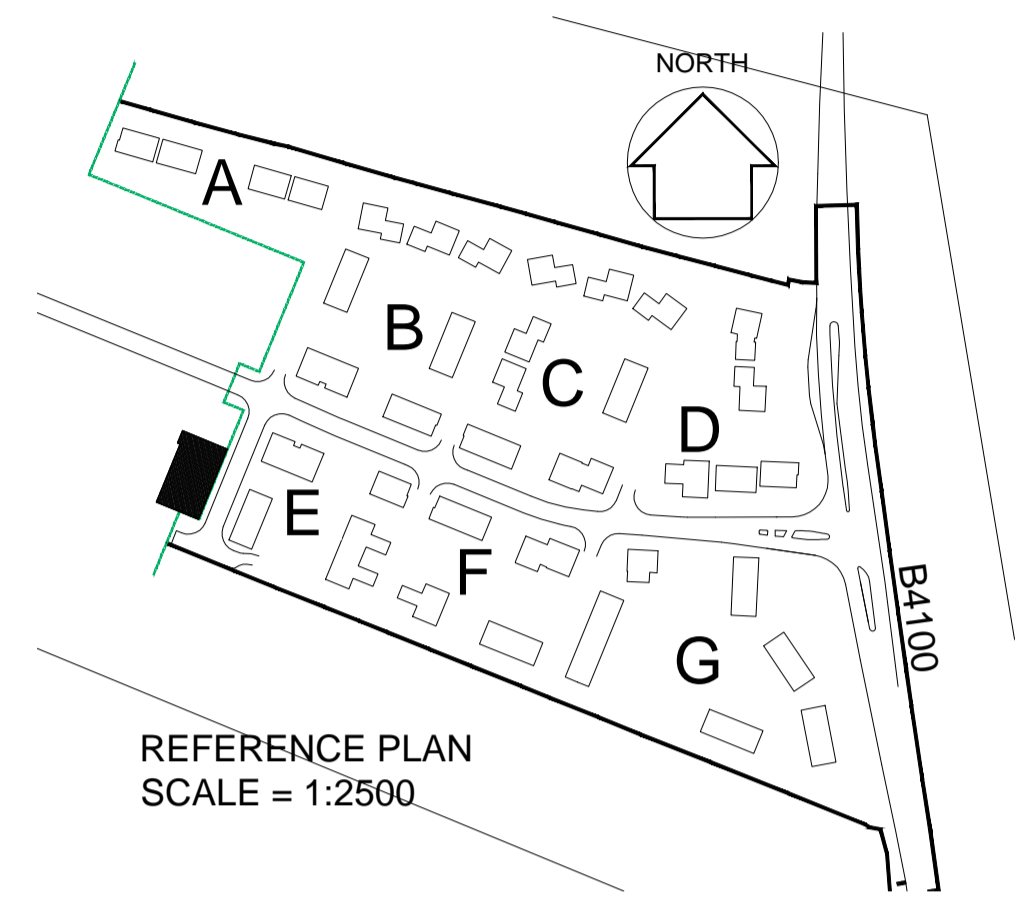
See drawing AA2699C/4.1/350 for ground floor plan

See Structural Engineers drawings for details of steel structure and foundations

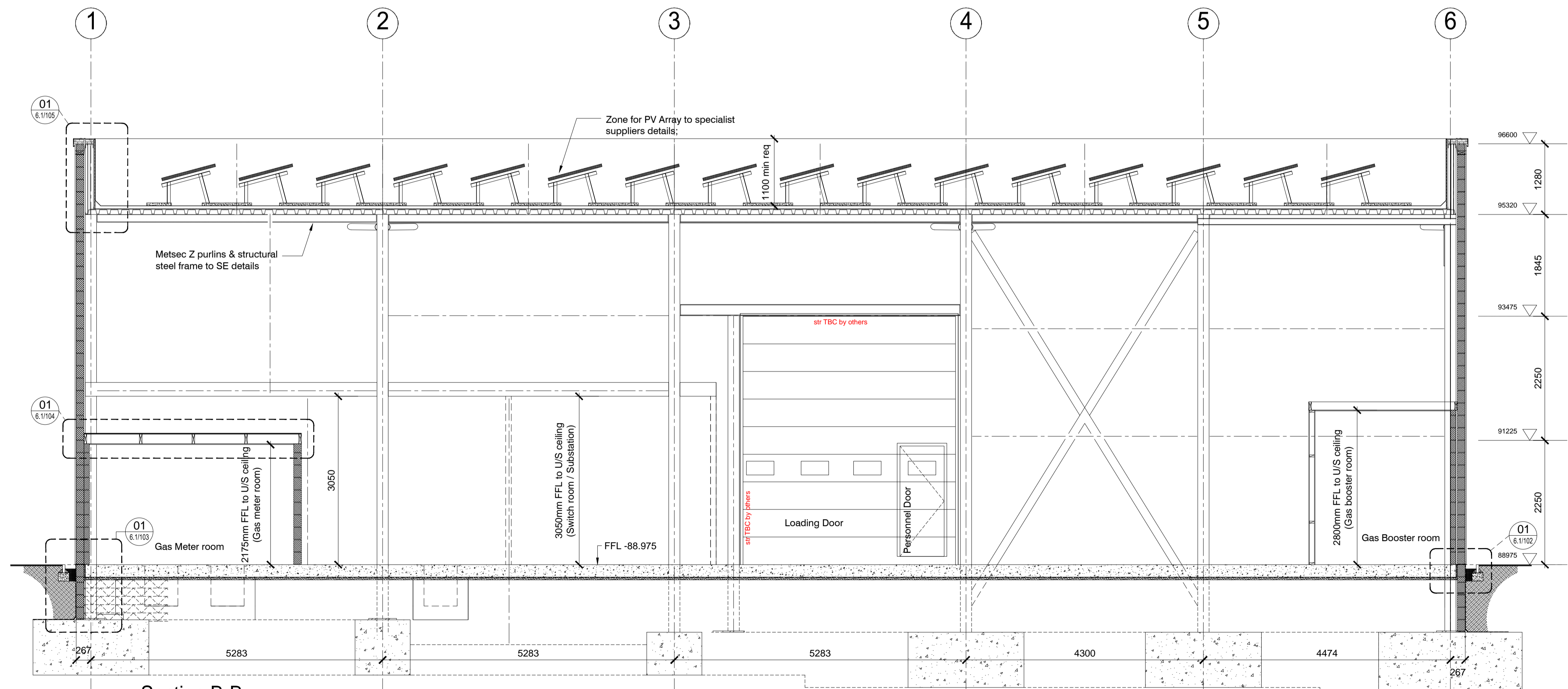
See Vital Energy drawings for internal plant arrangement and roof mounted PV panels



Section A-A



REFERENCE PLAN
SCALE = 1:2500



Section B-B

06-05-2015	E	Parapet height raised, gas meter room FCL lowered, to WDH comments; IM/CL Construction; IM/CL
28-04-2015	D	Amended in line with GAs. Issued for Construction; IM/CL
07-08-2014	C	Drawing updated in line with current engineer's information; JWW/MH
19-02-2013	B	Additional information added - ILA
12-02-2013	A	First Issue

date	rev	revision/author/checker
------	-----	-------------------------

purpose of issue
CONSTRUCTION

project
BICESTER ECO TOWN EXEMPLAR SITE

drawing
ENERGY CENTRE Sections

drawing no AA2699C/4.1/252	rev E
drawn DGH	checked MDB
scale @ A1 1:50	date Jan 2013