3_4S_*_G

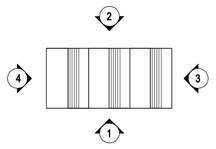

1. FRONT ELEVATION

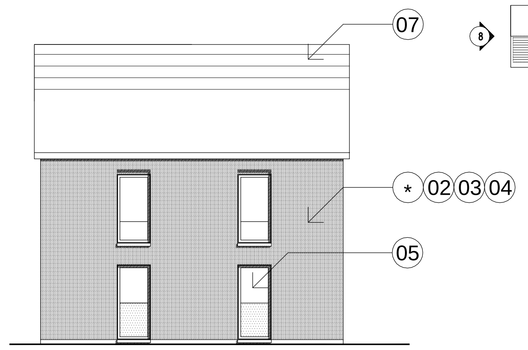

3. SIDE ELEVATION

Refer to drawing
No:BIMP2_PA_05_030
for typical plan layout

2. REAR ELEVATION

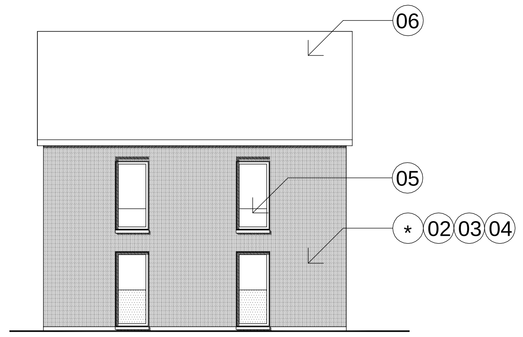

4. SIDE ELEVATION

TYPE 3: 4 BED SOCIAL TERRACE

3_4S_*_L

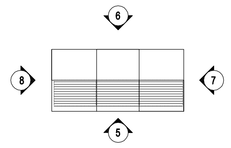

5. FRONT ELEVATION

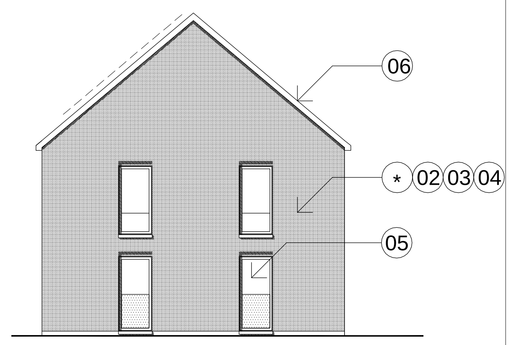

7. SIDE ELEVATION

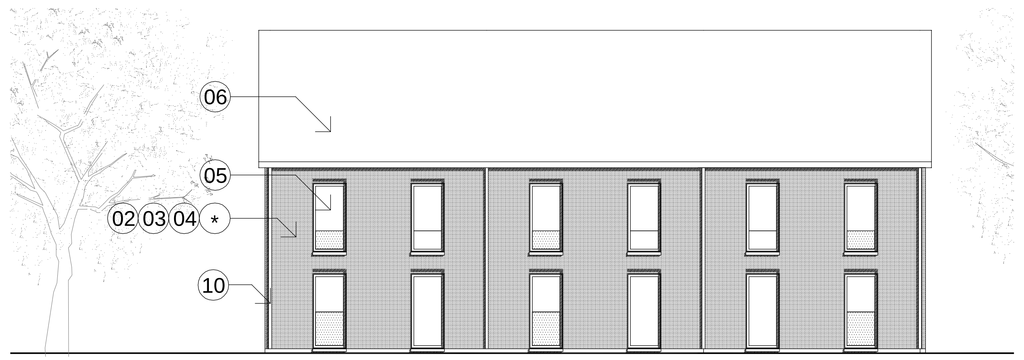

6. REAR ELEVATION

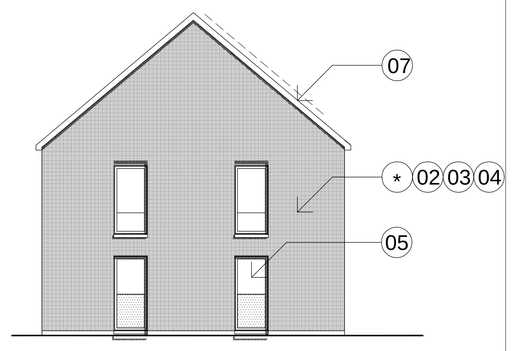

8. SIDE ELEVATION

TYPE 3: 4 BED SOCIAL TERRACE

3_4P_*_G

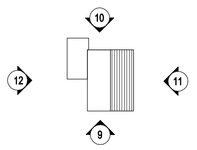

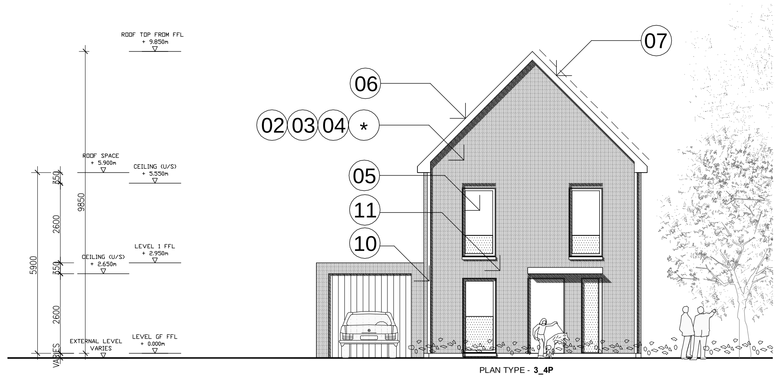

9. FRONT ELEVATION

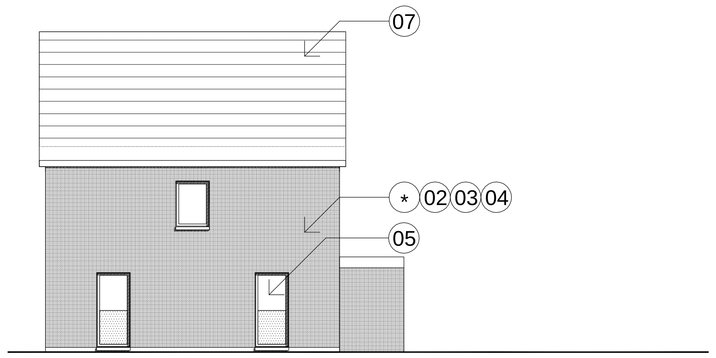

11. SIDE ELEVATION

LEGEND

- (01) STONE
- (02) BRICK
- (03) TIMBER
- (04) TEXTURE RENDER
- (05) TRIPLE GLAZED WINDOWS (timber frame)
- (06) SLATE ROOF TILE
- (07) PV CELLS (to south facing roof)
- (08) CONCRETE FEATURE BAND
- (09) STUCCO RENDER PLINTH
- (10) DOWN PIPE
- (11) PPC METAL CANOPY
- (*) VARIABLE MATERIAL (SEE MATERIALS KEY PLAN)

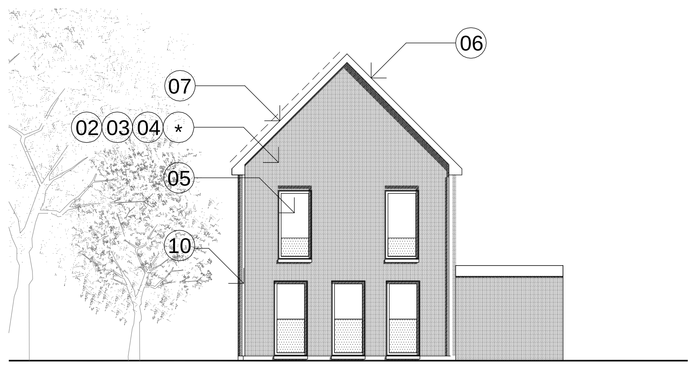

10. REAR ELEVATION

TYPE 3: 4 BED PRIVATE DETACHED HOUSE

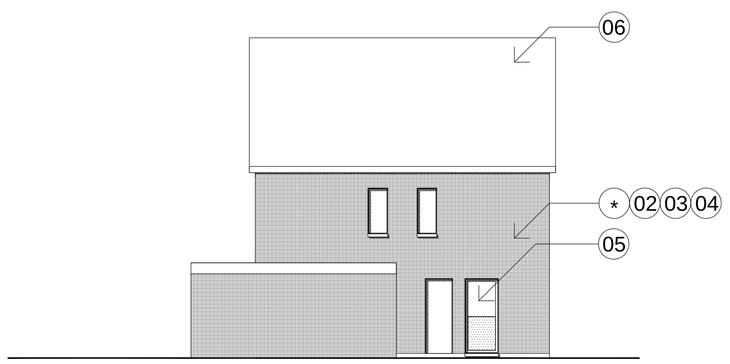

12. SIDE ELEVATION

3_4P_*_L

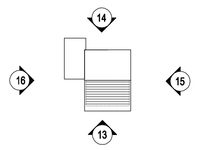

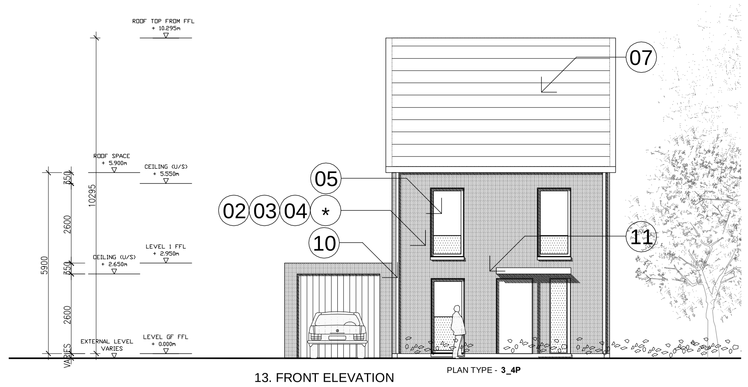

13. FRONT ELEVATION

4 BED / DETACHED / PRIVATE (OPTION)
32" LINEAR

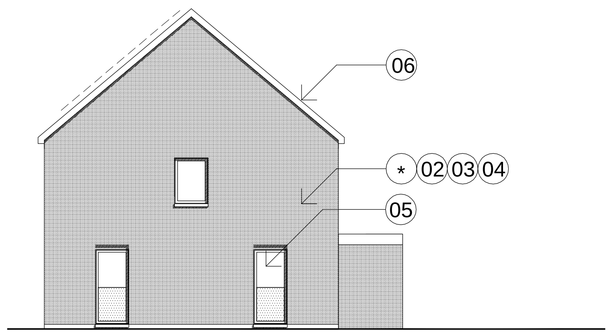

15. SIDE ELEVATION

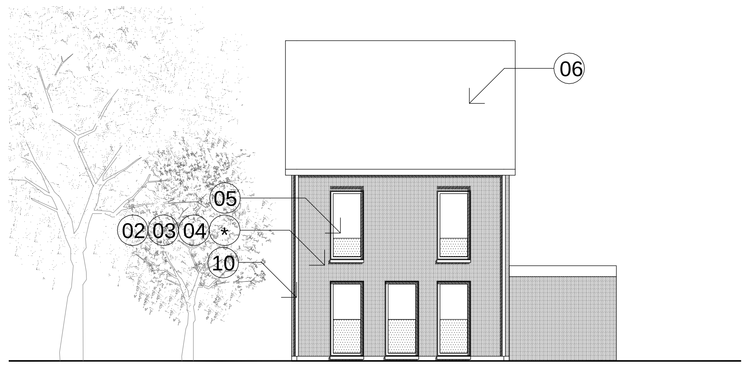

14. REAR ELEVATION

TYPE 3: 4 BED PRIVATE DETACHED HOUSE

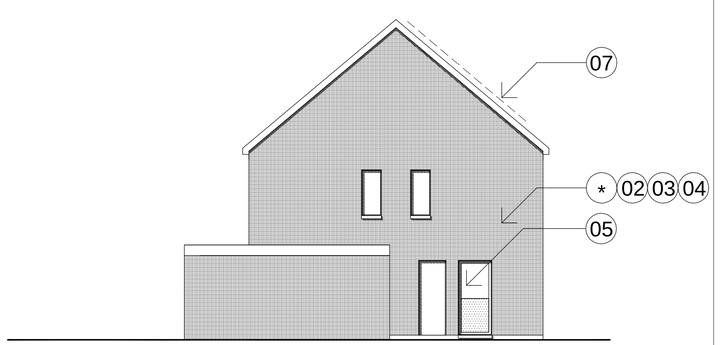

16. SIDE ELEVATION

A2 Dominion / P3 Eco

BIMP2_PA_05_047 REV C
SCALE 1:100@A0
14TH APRIL 2011

NW BICESTER EXEMPLAR DEVELOPMENT
TYPE 3: 4 BED SOCIAL & PRIVATE
TERRACE & DETACHED HOUSE
(LINEAR AND GABLE)

FARRELLS
ARCHITECTS • PLANNERS • DESIGNERS • 7 HATTON STREET LONDON NW8 8PL
TEL 020 7258 3433 • FAX 020 77237059 • WWW.TERRYFARRELL.CO.UK

© FARRELLS 2010