

Side Elevation



Front Elevation

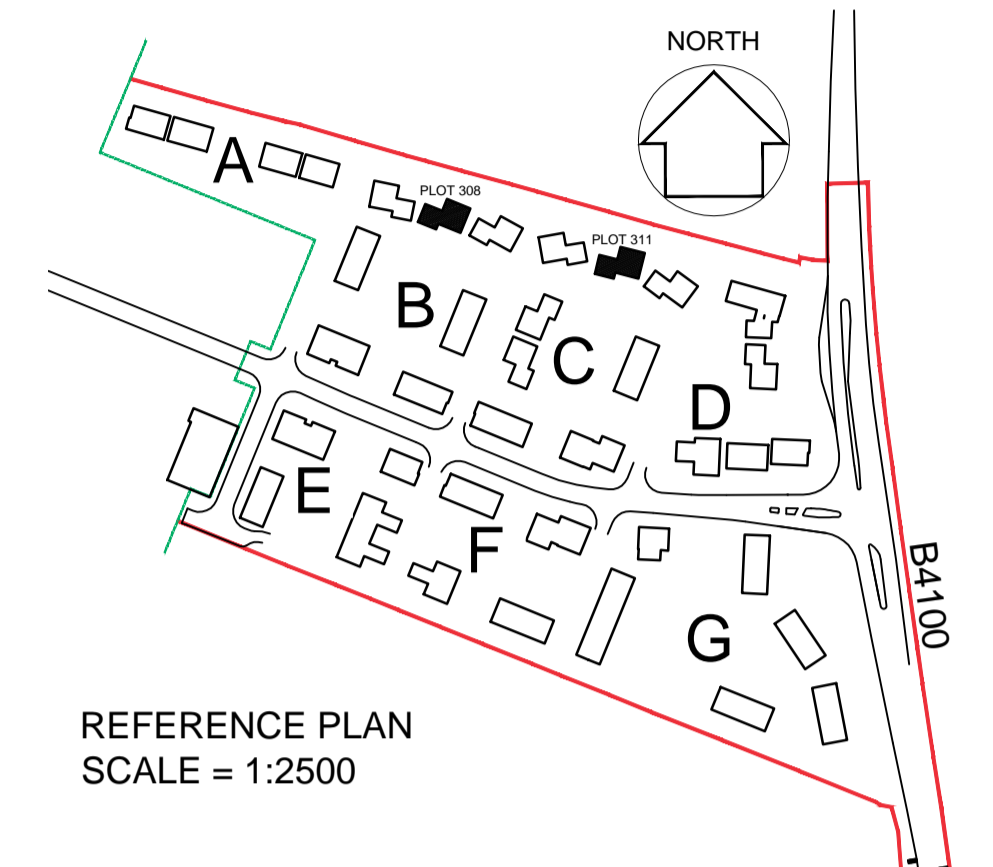
notes

- The contractor is responsible for checking dimensions, tolerances and references. Any discrepancy to be verified with the Architect before proceeding with the works.
- Where an item is covered by drawings to different scales the larger scale drawing is to be worked to.
- Do not scale drawing. Figured dimensions to be worked to in all cases.

CDM Regulations 2007

ALL current drawings and specifications for the project must be read in conjunction with the Designer's Hazard and Environmental Assessment Record.

Notes:
For general arrangement floor plans please refer to drawing AA2699C/4.1/305



REFERENCE PLAN
SCALE = 1:2500

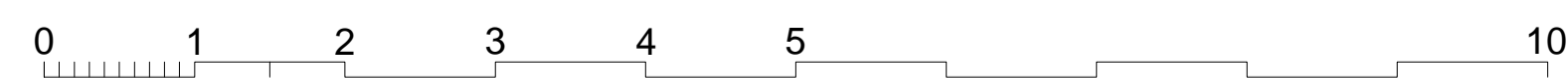


Side Elevation



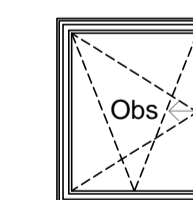
Rear Elevation

TYPE - 1
WALLS - Bekstone
ROOF - Linear [Bekstone]



KEY TO MATERIALS & DETAILS

- | | | | | | |
|--|--|---|---|--|--|
| <p>01 Coursed stonework [Beckstone 'Oolite', laid in random course heights - no jumpers]</p> <p>02 Reconstituted stone corbel unit [colour: Oolite]</p> <p>03 Projecting reconstituted stone string course [colour: Oolite] to divide Beckstone below from render above.</p> <p>04 Reconstituted stone [colour: Oolite] heads with drip detail and stooled cill</p> <p>05 Face brickwork - Ibstock 'Capital Multi Stock'; laid stretcher bond with natural colour bucket handle mortar joints.</p> <p>06 Face brickwork plinth; type / colour: Ibstock 'Capital Multi Stock'; with natural colour bucket handle mortar joints.</p> <p>07 2No. course engineering quality brick below DPC, with natural colour mortar joints. [Ibstock 'Capital Multi Stock']</p> | <p>08 Projecting brick header course to divide face brickwork below from render above; type / colour: to match face brickwork</p> <p>09 Brickwork window heads & cant brick cills; type / colour: to match face brickwork</p> <p>10 Brickwork corbel; type / colour: to match face brickwork</p> <p>11 Clipped verge detail. 2No. courses face brickwork laid stretcher bond with natural colour bucket handle mortar joints; brick type / colour: Ibstock 'Capital Multi Stock'.</p> <p>12 Recessed brick panel</p> <p>13 Horizontal timber cladding [Thermowood; with natural untreated finish]</p> <p>14 Through colour render; colour: Ivory</p> | <p>15 Rendered blockwork piers</p> <p>16 Reconstituted stone cill [colour: Oolite]</p> <p>20 Redland 'Cambrian' composite slate and ridge tile</p> <p>21 Beckstone roof tile and ridge tile</p> <p>22 South facing roof slope designated for PV array REF AA2699C/1.1/107</p> <p>23 Roof designated for meadow grass</p> <p>24 Standing seam zinc roofing with concealed gutters and matching copings and fascias</p> <p>25 PPC aluminium coping; colour: Grey (RAL 7015)</p> | <p>26 UPVC rainwater gutters & down pipes; colour: black. Fascia & soffit board; colour: white.</p> <p>27 Fascia & soffit board; colour: to match windows</p> <p>28 Rain water hopper to match black upvc rain water goods</p> <p>29 GRP entrance canopy; Design to match house type; colour to match windows and doors</p> <p>40 High performance triple glazed UPVC window; design to match house type; colour: White</p> <p>41 High performance triple glazed UPVC window; design to match house type; colour: Grey (RAL 7015)</p> <p>42 Sliding folding patio doors; colour to match adjacent windows</p> | <p>43 Aluminium double glazed curtain wall system, colour: Grey RAL 7015, with look-a-like glazed spandrel panels</p> <p>44 Up and over garage door; colour: to match windows</p> <p>45 Timber horizontal sliding garage door</p> <p>46 Double glazed roof window</p> <p>47 IG doorset GRP Fibrecolour XD37 [type 1 and type 8 dwellings]; colour: to be selected</p> <p>48 IG doorset GRP Fibrecolour XD18 [type 3 dwellings]; colour: Grey (RAL 7015)</p> <p>49 IG doorset GRP Fibrecolour XD01 [type 5 dwellings]; colour: to be selected</p> | <p>50 Glazed side panel / fan light to match door</p> <p>51 Louvred doors to refuse and cycle stores; colour: Grey (RAL 7015) to match windows and doors</p> <p>60 Steel support post to car port with painted finish; colour: to match windows</p> <p>61 Galvanised steel balustrade with painted finish and hardwood handrail</p> <p>62 Galvanised steel entrance gate with painted finish and hardwood handrail</p> <p>63 Painted GMS balconies, colour: Grey (RAL 7015) with toughened glass balustrade & s/steel handrails</p> <p>64 GRP entrance canopy; style to match dwelling type; colour to match windows and doors</p> |
|--|--|---|---|--|--|



Denotes obscure glazing to bathroom or WC / Shower

23-01-13 A Minor amendments status changed to planning
DGH/JW

date	rev	revision/author/checker
------	-----	-------------------------

purpose of issue
PLANNING

project
**BICESTER ECO TOWN
EXEMPLAR SITE**

drawing
**ELEVATIONS
PLOTS 308 & 311**

drawing no
AA2699C/4.1/205

drawn ILA	checked
scale at A1 1:50	date DEC 2012

PRP Architects ©
10 Lindsey Street
Smithfield
London
EC1A 9EP
T +44 (0)20 7653 1200
F +44 (0)20 7653 1201
lon.prp@prparchitects.co.uk

