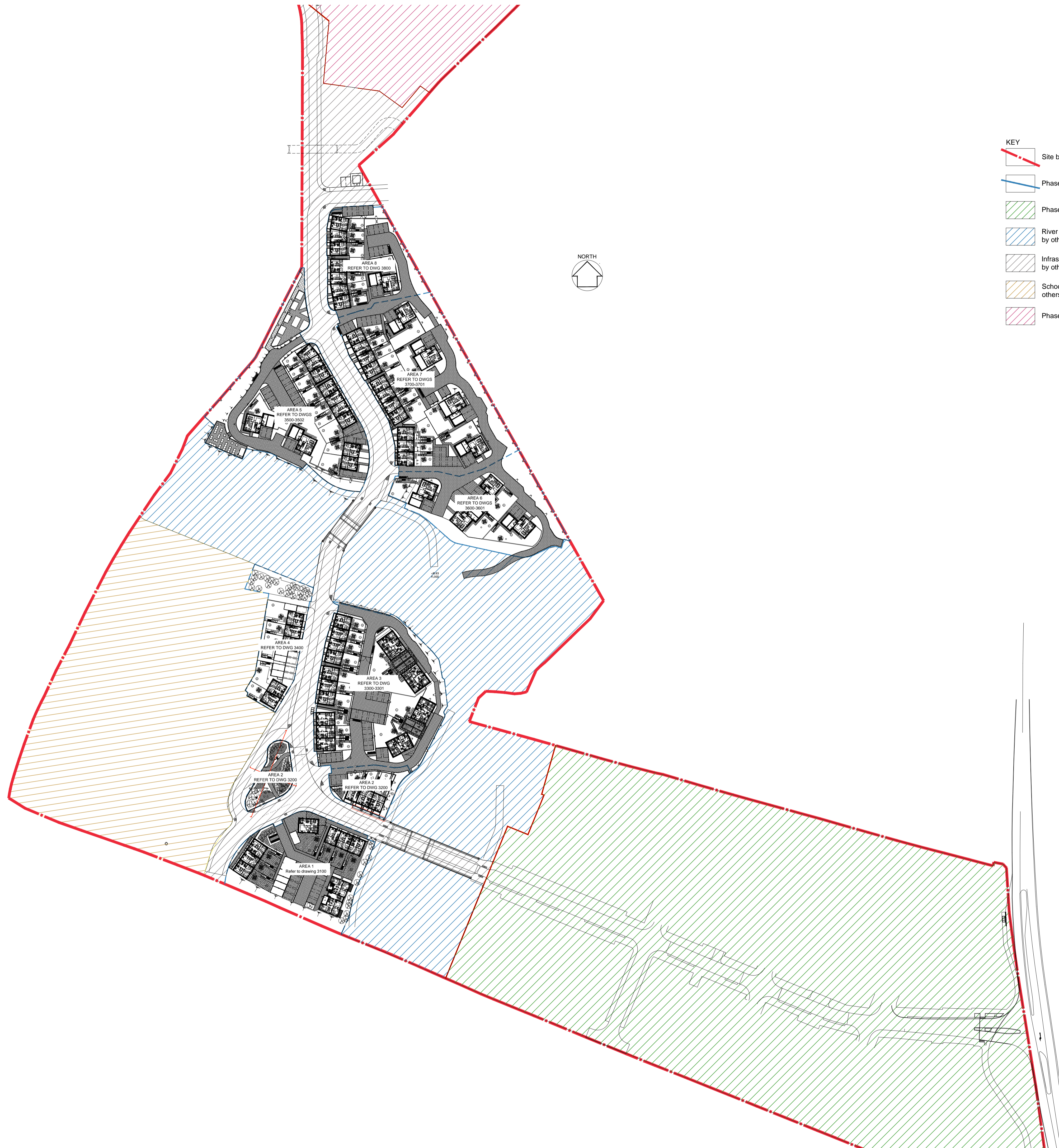









The contractor is responsible for checking dimensions, tolerances and references. Any discrepancy to be verified with the Architect before proceeding with the works. Where an item is covered by drawings to different scales the larger scale drawing is to be worked to.

Do not scale drawing. Figured dimensions to be worked to in all cases.

CDM REGULATIONS 2015. All current drawings and specifications for the project must be read in conjunction with the Designer's Hazard and Environment Assessment Record

All intellectual property rights reserved.



- KEY**
-  Site boundary
  -  Phase 2 boundary
  -  Phase 1, by others
  -  River corridor package, by others
  -  Infrastructure package, by others
  -  School package, by others
  -  Phase 3

Rev	Date	Description	Dwn	Ckd
B	08/07/16	Architectural base revised	MQ	MQ
A	17/06/16	North of the river corridor revised	MQ	MQ
-	18/03/16	Issued for CAD coordination	MQ	MQ

**Bicester Eco Town Exemplar Site Phase 2**

**PHASE 2 SITE PLAN**

**AL6157C\_3000** **REV B**  
**INFORMATION**

Drawn MQ Checked MQ Date 18.03.16 Scale @ A1 1:1000