

Roof Plan

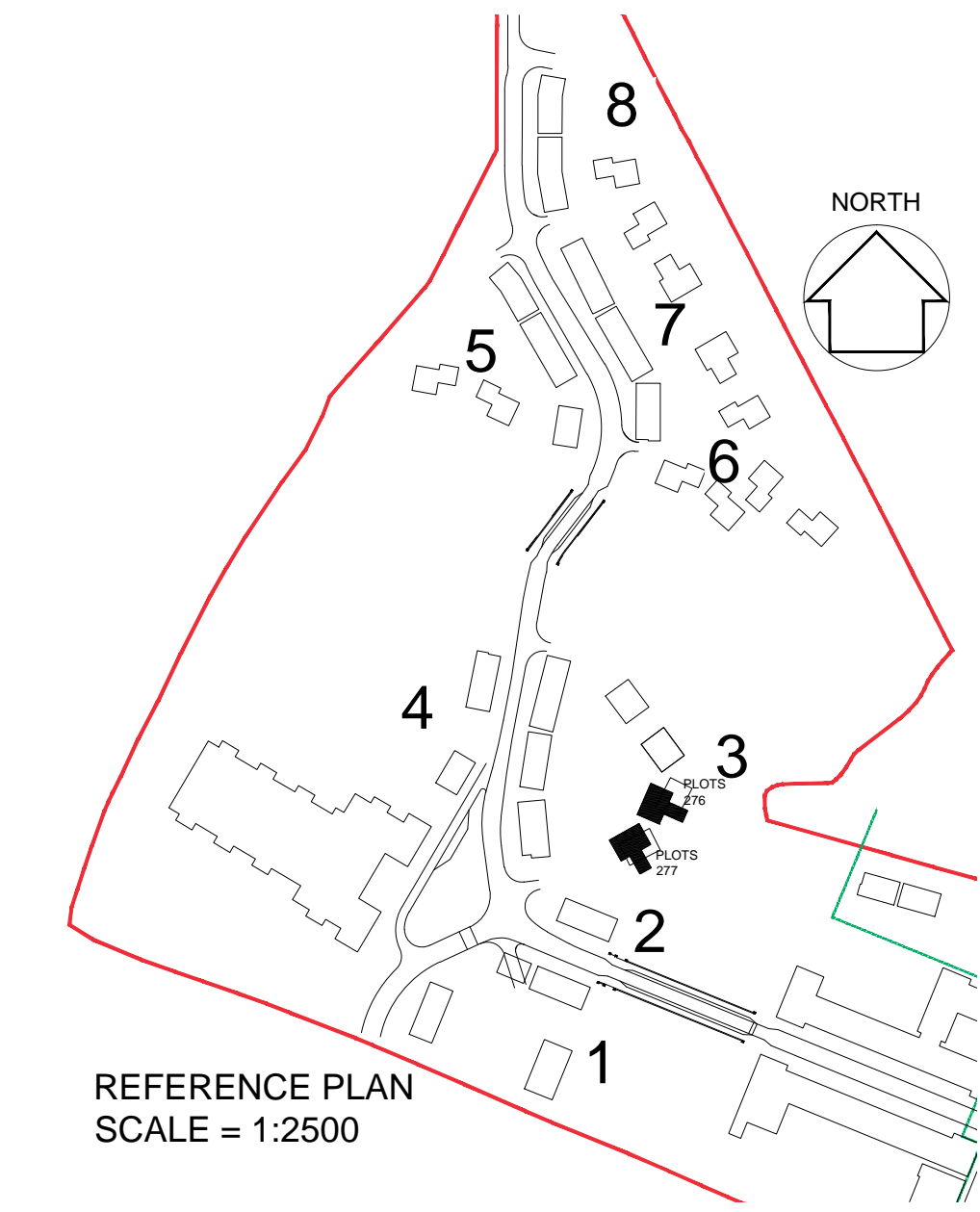
notes

- The contractor is responsible for checking dimensions, tolerances and references. Any discrepancy to be verified with the Architect before proceeding with the works.
- Where an item is covered by drawings to different scales the larger scale drawing is to be worked to.
- Do not scale drawing. Figured dimensions to be worked to in all cases.

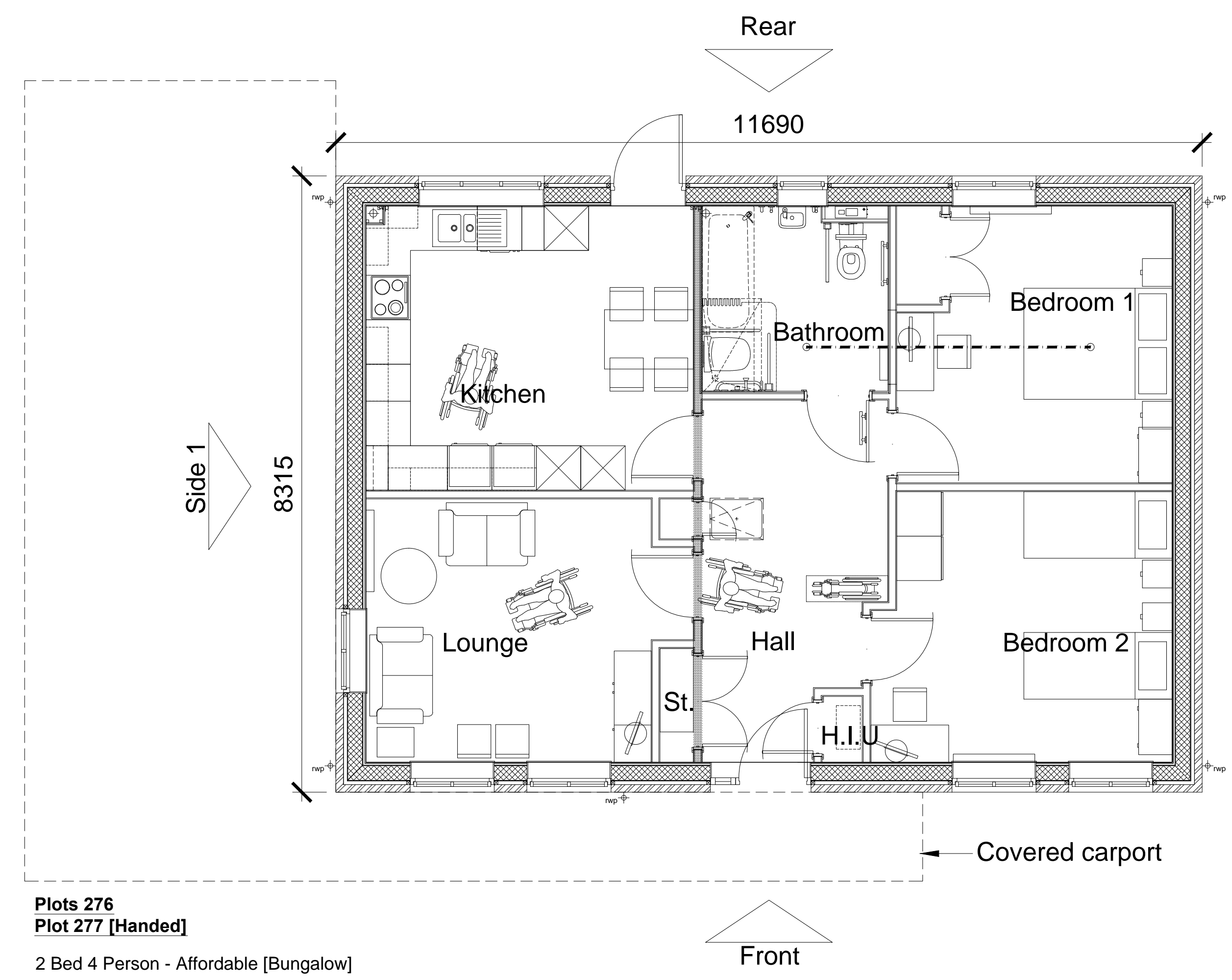
CDM Regulations 2007

ALL current drawings and specifications for the project must be read in conjunction with the Designer's Hazard and Environmental Assessment Record.

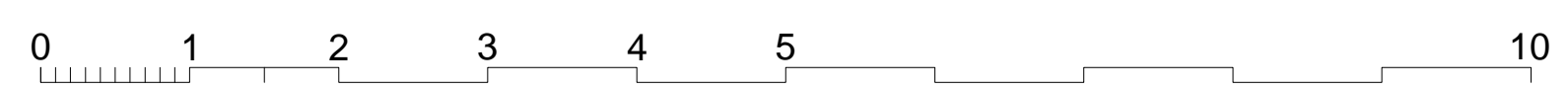
Notes:
For elevations please refer to drawing AA2699(2)-2118



REFERENCE PLAN
SCALE = 1:2500



Plots 276
Plot 277 [Handed]
2 Bed 4 Person - Affordable [Bungalow]
TYPE - 8
WALLS - 1/2 Bekstone; 1/2 Render
ROOF - Sawtooth [Slate + green]



16-10-2014 First issue: JW/MB

date	rev	revision/author/checker

purpose of issue
PLANNING

project
**BICESTER ECO TOWN
EXEMPLAR SITE PHASE 2**

drawing
**GA FLOOR PLANS
PLOTS 276 & 277**

drawing no
AA2699(2)-2018

drawn	JW	checked	MH
scale @ A1	1:50	date	Oct 2014

PRP Architects ©
10 Lindsey Street
Smithfield
London
EC1A 9EP
T +44 (0)20 7653 1200
F +44 (0)20 7653 1201
lon.prp@prparchitects.co.uk

