Typical Door Elevations - refer to planning drawings for porch / head detail proposed.



Front Door - GRP Finish Black

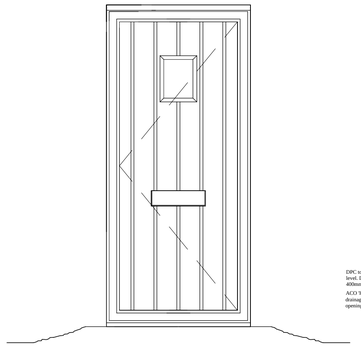

Front Door - GRP Finish Black

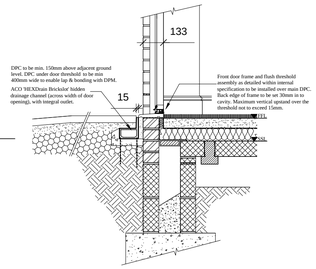

Front Door (& Rear Part M) Threshold Section

(scale 1:20)

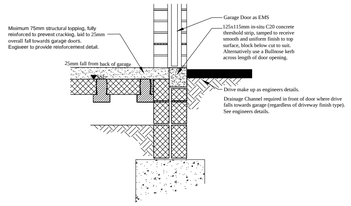

Garage Door Threshold Section

(scale 1:20)

Typical Door Elevation - refer to planning drawings for head detail proposed.

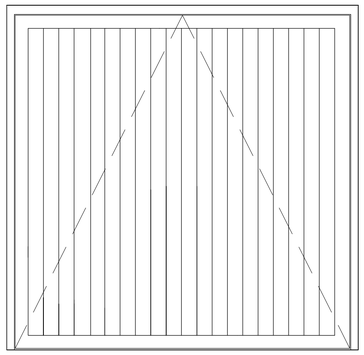

Garage Door - Finish Metal Painted Black

Typical Rear Door Elevations - refer to planning drawings for head detail proposed.

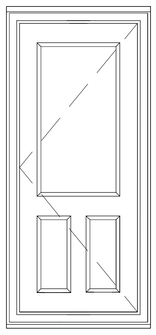

Rear/Side Door - White UPVC



Rear Patio Door - White UPVC

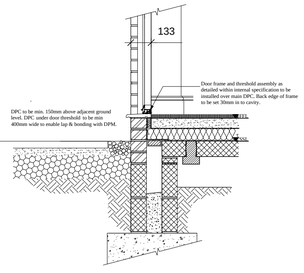

NOTES

All dimensions to be checked on site prior to the commencement of construction and any discrepancy should be reported to the Site Manager.

This drawing may not be reproduced in any part or form without written consent.

All copyrights reserved.

Metric drawing.
All imperial dimensions (if any) are approximate.

Sub-Contractors MUST ensure that they have the latest issue drawing before they commence work on site.

This drawing is to be read in conjunction with all relevant Specifications, schedules and Engineers details.

ALL LEVELS SHOWN ARE FINISHED FLOOR LEVELS. PLEASE REFER TO SUBSTRUCTURE PLANS & ENGINEERING LAYOUTS FOR STRUCTURAL SLAB LEVELS & FOUNDATION LEVELS

Rev	Date	Revision	Init.

BANNER HOMES

Architect

Job title

Cotefield Farm

Bodicote

Drawing title

Door Details

Status
Planning Issue

Scale	Date	Drawn
1:20@A1	Oct 13	RC

Dwg No.	Rev.
060024-EXD3	-