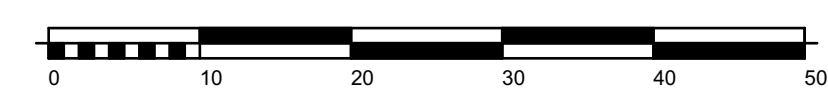
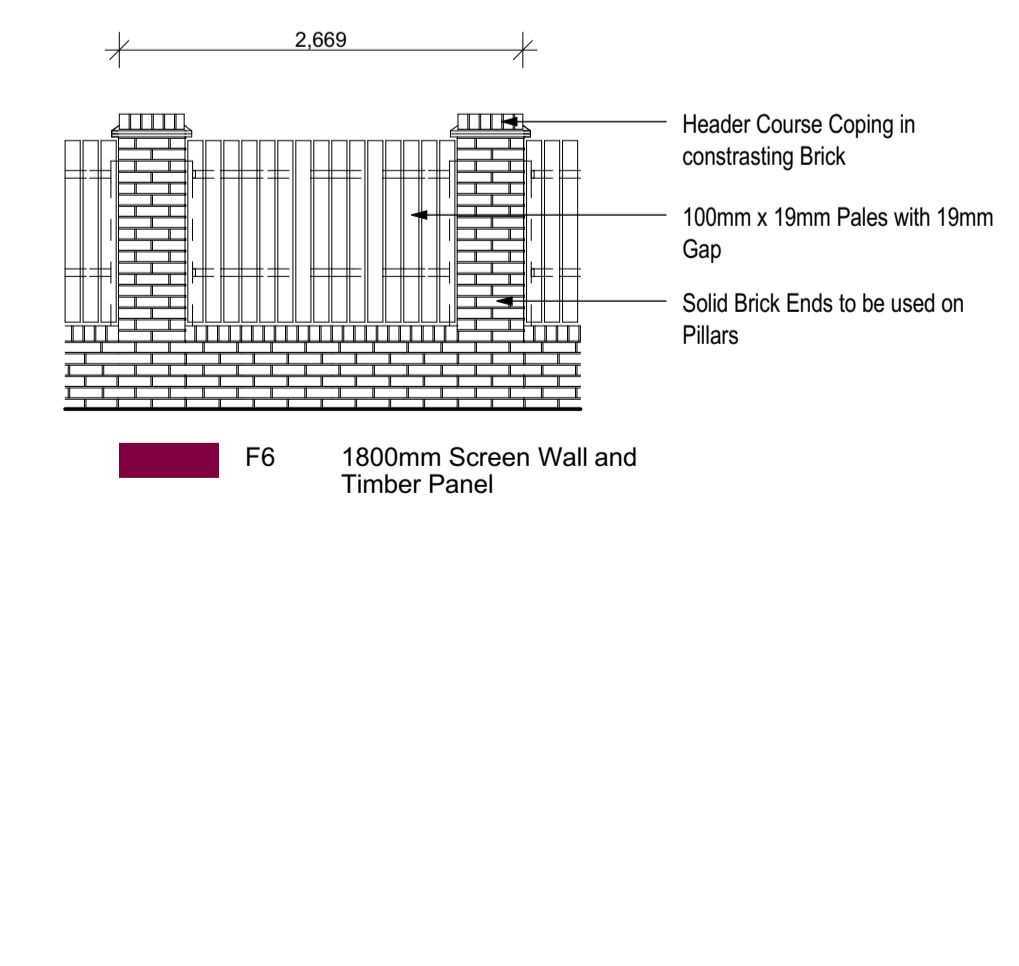
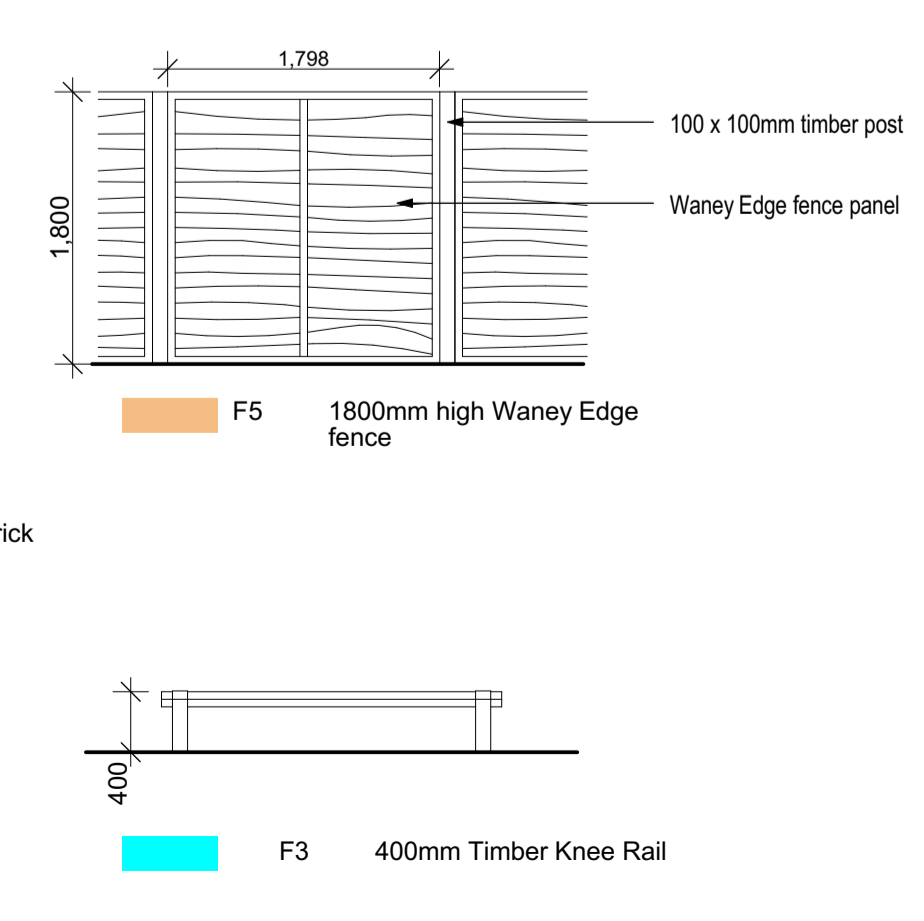
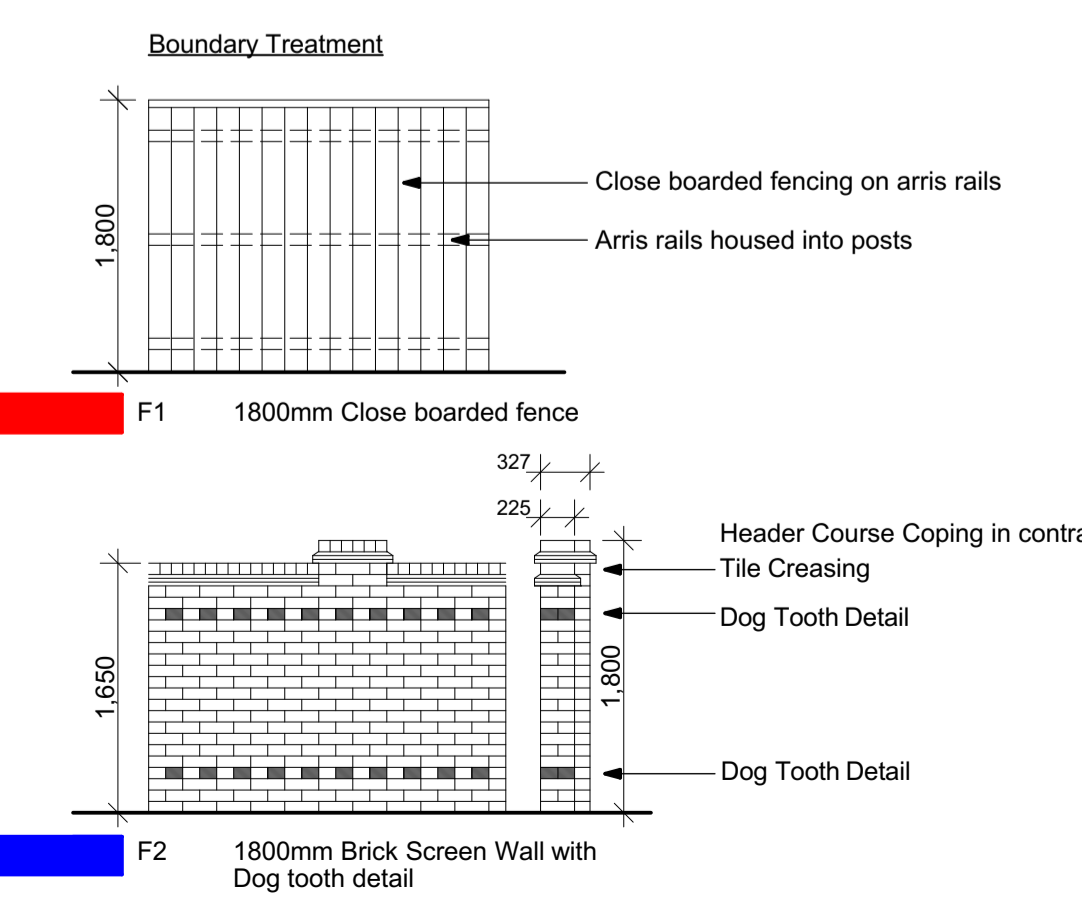


A	Boundary plan modified according to site plan	11/02/2015
B	Boundary plan modified according to site plan	12/03/2015
C	Boundary plan modified according to site plan	20/05/2015
D	Boundary plan modified according to site plan	21/07/2015
E	Updated to site plan 001 AA	25/08/2015
F	Updated to site plan 001 AD	02/10/2015
G	Updated to site plan 001 AF	20/10/2015
H	Updated to site plan 001 AH	04/12/2015
I	Updated to site plan 001 AL	17/02/2016
J	Updated to site plan 001 AM	26/02/2016
K	Updated to Site Plan AN with additional boundary treatments around parking courts	03/03/2016
L	Modification drawing Brick Screen Wall F2	04/03/2016
M	Updated to Site Plan 001 AQ	17/03/2016



Architects · Project Managers · Quantity Surveyors
 130 New Walk
 Leicester, LE1 7JA
 Tel: 0116 204 5800, Fax: 0116 204 5801
 email: design@rg-p.co.uk, www.rg-p.co.uk

Project:	A development at Longford Park, Banbury
Client:	Barratt Homes
Sheet title:	Boundary Plan
Ref:	40256/ 163 N
Scale:	1:500, 1:50 @ A1
Date:	22/01/2015
Drawn:	RS
Checked:	RAW



All dimensions to be checked on site. This drawing is the copyright of the Architect, and not to be reproduced without their permission. Ordnance Survey map information reproduced with permission of HMSO Crown Copyright reserved.
 rgp Ltd. Trading as rgp.