

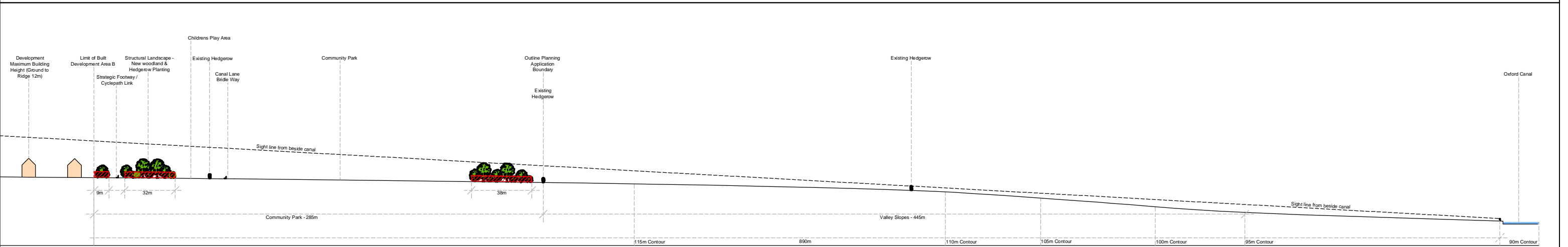
SECTION Y - Y1

10m 50m

0m 25m 100m

Scale 1:1,000 @ A1

Planting heights shown at 15 years estimated growth and 5 years



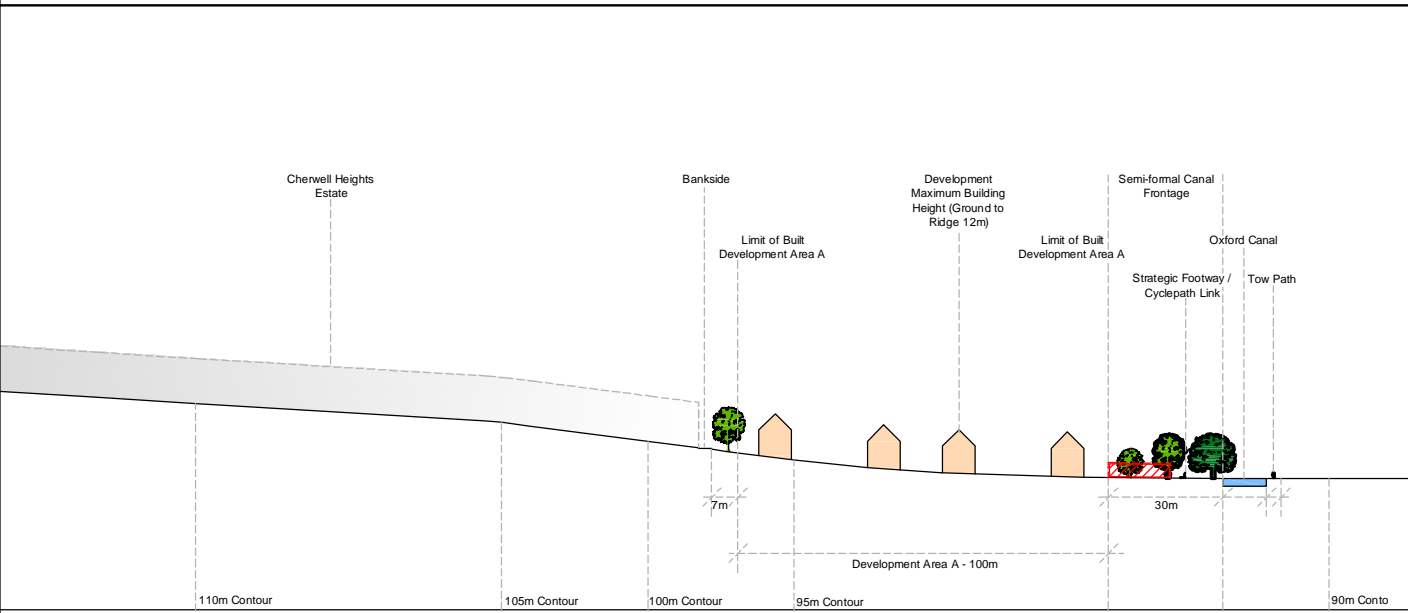
SECTION X - X1

10m 50m

0m 25m 100m

Scale 1:1,000 @ A1

Planting heights shown at 15 years estimated growth and 5 years with Red hatch.



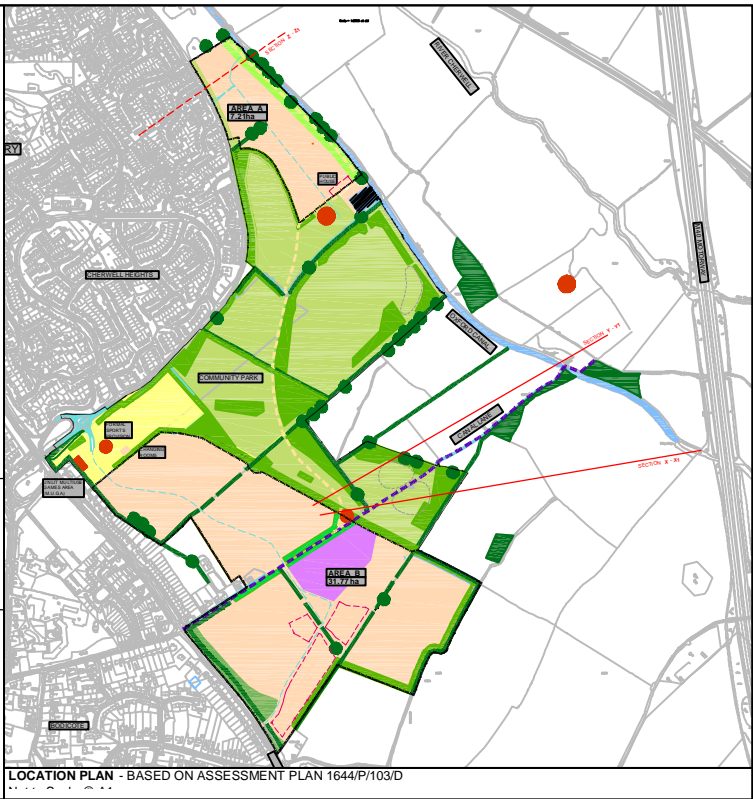
SECTION Z - Z1

10m 50m

0m 25m 100m

Scale 1:1,000 @ A1

Planting heights shown at 15 years estimated growth and 5 years with red hatch.



revision Row A, 19.10.20 Site lines added and minor amendments JRLC

03.10.20 First Issue JRLC

Row B, 01.11.20 Amendments to Assessment Plan. Minor alterations to text

**tpcr**

Author: JRLC

Checker: JRLC

Approved: JRLC

Project: P1644/P/103/D

Client: J.J. Gallagher Ltd.

Project: ILLUSTRATIVE CROSS-SECTIONS

Site: College Fields, Banbury

Scale: Scale as Indicated @ A1

1644/P/600 B

G:\1644\_P\WORKING\AC\_SECTION\WORKING.DWG