


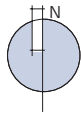


-  Amphibian fencing / pitfall traps
-  Great crested newt capture / translocation area
-  Potential receptor site to include new ponds and refugia



Drawing Title

Client

Project

Scale

Drawing No

Date

Checked

**Figure 7.3: Outline Great Crested Newt Mitigation Strategy**

Gallagher Estates Ltd & London and Metropolitan

Land North of Gavray Drive, Bicester, Oxfordshire

Not to scale

CPM2172/45a

11/04 RR/LS



Akeman Bams, Coln St Aldwyns, Cirencester, Gloucestershire GL7 5AW  
Tel : 01285 - 750555 Fax : 01285 - 750636 E-mail : info@cpm-uk.co.uk