



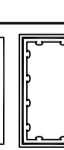
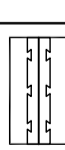



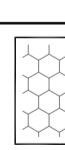






**LEGEND**

-  Application boundary
-  Proposed orchard Tree
-  Proposed tree
-  Proposed shrub/herbaceous planting
-  Proposed hedge
-  Proposed grassed areas - flowering turf or Emorsgate EW1
-  Blacktop surfacing to pavements
-  Permeable surface to private parking courts - Cotswold buff gravel filled in stabilising membrane eg Coredrive 50-30 or similar approved
-  Bound gravel path to open spaces, buff colour, eg Addaset, Dorset Gold by Addagrip with flush metal edge, eg AluExcel by Kinley or similar approved
-  Rubber mulch safety surface, red and green mix colour by RT/C Safety Surfaces Ltd or similar approved
-  Refer to image
-  Root deflector location for the protection of paving areas
-  P1 Play equipment, refer to images. Dashed line indicates clear zone.

**PLAY EQUIPMENT**



**P1 Mounted landform** to create play feature, refer to indicated levels, 0.25m contours and slope. Levels to tie in with proposed finished levels.  
All grass areas >1:3 to be reinforced.



**P2 Play boulders** (smooth edges) Natural stone boulders for toddler play by CED or Playdale\* In locations shown  
Age 1+  
Max height 400-450mm, width 600-1200mm. Boulders must be suitable for play, with smooth edges and no sharp/protruding elements on the surface and sides. Care should be taken during installation to avoid damage to the stone, all rough points should be smoothed.  
Note: weight consideration at installation



**P3 - (Zno.) Wooden sheep resting** by Timberplay, 4.24196  
Age 1+



**P4 Toddler play panel** Play Panel 1 - Creative Classic by Kompan, fixed in ground, red colour Posts - pre-galvanized inside and outside with powder coated top finish steel posts.  
Age 1+



**P5 Timber stepping posts** by ProLudic (J4904 Origin) set within grassed area - log heights (<0.6m)  
1no. = 0.3m  
2no. = 0.6m  
3no. = 0.4m  
Age 3+



**P7 Embankment Slide** by Kompan, with steel slide base, set in ground, M36570-3418P  
Age 2-6



Rubber mulch safety surface, red and green mix colour by RT/C Safety Surfaces Ltd or similar approved  
Note - All wet pour safety surfacing and build-ups to meet current relevant British Standards. Wet pour build-up to provide for safety fall heights to equipped items of play in accordance with manufacturer's recommendation. Edges to be tapered securely under the surrounding natural turf or cut a channel in hard surfacing to manufacturer's guidance to ensure no residual trip hazards



**Seating - Back bench with arms - 2000mm X 800mm** by Chris Nangle Furniture (locally sourced), fixed in hard standing



**Litter Bin - LBS 112L** Square lockable FSC timber litter bin by Woodscape or similar approved



**1m high bowtop playground railings** with single leaf outward opening, self-closing gates to match, finished dark green



**Cycle stand - Sheffield stand, powder coated black**, by Broxap or similar approved



**Resin bound surface to LAP paths**

Rev	Description	Date	By/Chk
1	FOR APPROVAL		

Client: DEANFIELD HOMES LTD  
 Project: Land off hook Norton Road, Sibford Ferris  
 Drawing Title: Local Area of Play Landscape Proposals  
 Scale: 1:200@A2  
 Drawing Number: LPV/R  
 Revision: 25/07/23

THIS DRAWING SUPersedES INFORMATION PREVIOUSLY ISSUED ON DRAWING NUMBER A318D GA06

ARC Landscape Design & Planning Ltd, East London, 25 York Road, Tottenham, London, N17 1BN, T: +44 (0)20 5338 8800  
 E: sales@arc.co.uk, www.arc.co.uk Registered Provider of the Landscape Institute