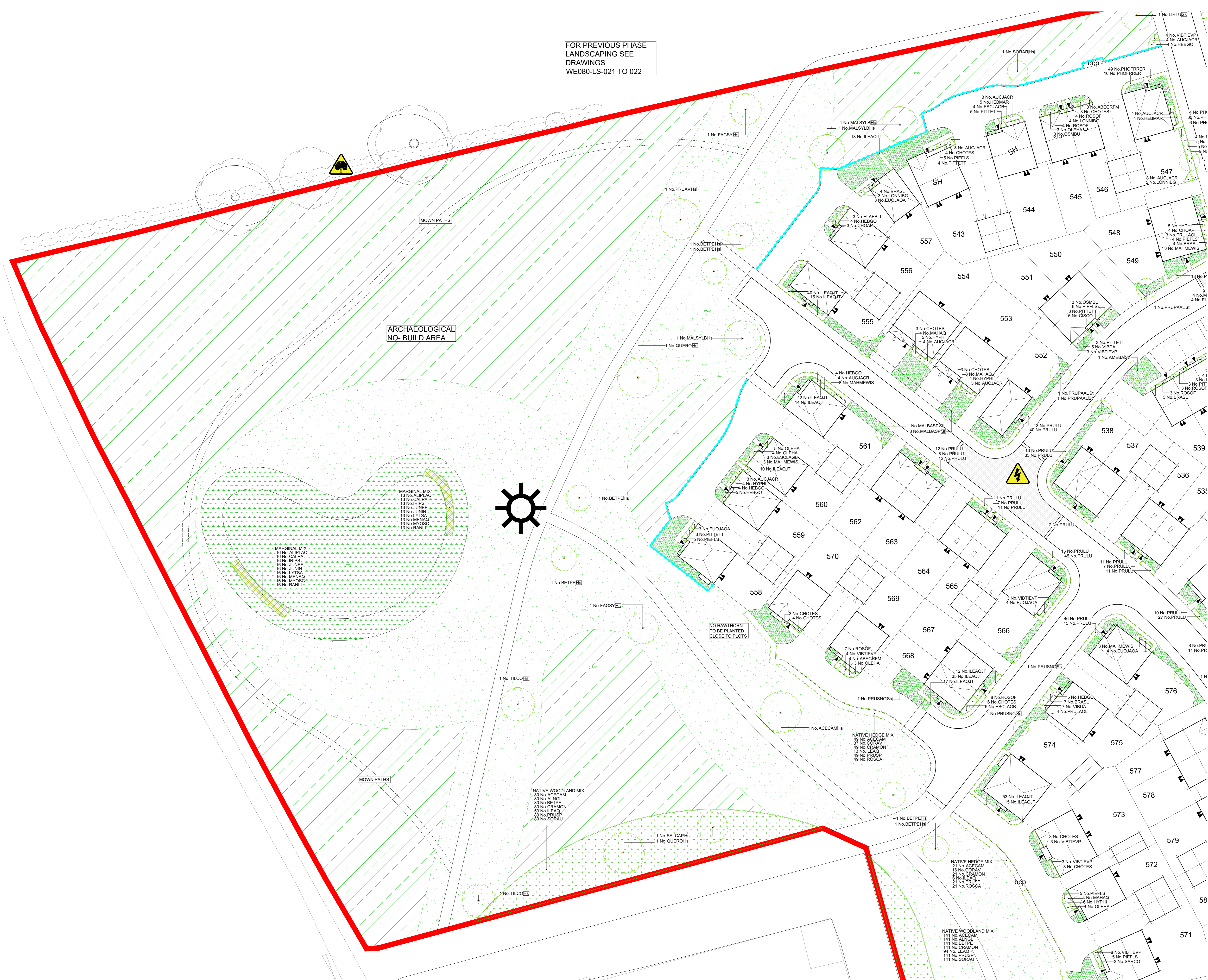


FOR PREVIOUS PHASE
LANDSCAPING SEE
DRAWINGS
WE080-LS-021 TO 022



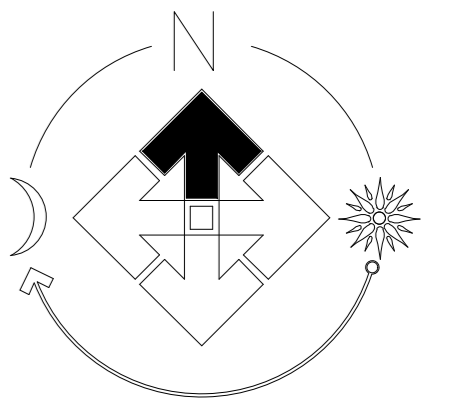
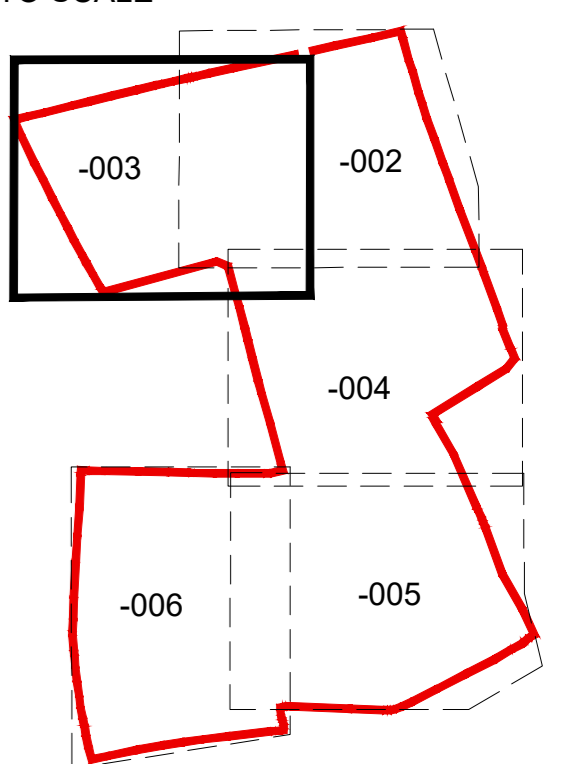
LEGEND

- EXISTING TREES/HEDGES
With Root Protection Area
To be retained
- PROPOSED TREES
Extra Heavy/Heavy Standard
See Schedule
- ORNAMENTAL HEDGE
See Schedule
- NATIVE HEDGE
See Schedule
- PROPOSED PLANTING
Shrubs/Herbaceous/Grasses
See Schedule
- TURF
with area (m²)
- AMENITY GRASS AREAS
Wear Tolerant Turfgrass Mixture
Emorgate EG22 sown at 25g/m²
Keep mown short to 40mm
- WILDFLOWER MEADOW
Special General Purpose Meadow Mixture
Emorgate EM3 sown at 4 g/m²
Grassland to be retained and managed. Where
remediation is required see as above
- SEASONAL WETLANDS
Meadow Mixture for Seasonally Wet soils
Emorgate EM8 sown at 4 g/m²
- NATIVE WOODLAND MIX
See Schedule
- NATIVE SCRUB MIX
See Schedule
- MARGINAL MIX
See Schedule
- GRAVEL
40mm of Stone over Membrane
- ARTWORK
To Be Agreed

THIS DRAWING IS TO BE READ IN CONJUNCTION WITH SEPARATE GROUP / SITE SPECIFIC CONSTRUCTION NOTES AND MATERIALS SPECIFICATION.

DRAWING NOTES
All tree and shrub locations and species must be taken into consideration by the project Structural Engineer to ensure that foundation design accords with the specifications set out in Chapter 4 of the NHBC Standards. The Landscape Contractor must ensure that plant material is planted in the locations shown and with NO SUBSTITUTIONS made without consulting the Group Landscape Design Department. It is the Landscape Contractor's responsibility to ensure that all underground services have been located and identified in advance of tree pit excavation so that no services are damaged or compromised by tree planting. Any changes to tree positions, species or specifications must be approved by the Group Landscape Design Department. Underground service strips are to be kept free of all plant material. Contractors must comply with all Health and Safety regulations and be aware of project/site specific information including referring to the information set out in the CDM drawings.

SHEET LAYOUT LOCATION PLAN
NOT TO SCALE



PLOT NUMBER SHEET REF.
SHEET 002 (481-570,574-579)
SHEET 004 (571-573,580-647,728-728)
SHEET 005 (648-725,729-730)

FOR SPECIFICATION, PLANTING DETAILS & SCHEDULE SEE DRAWING WE102-LS-007

Revision	Date
a	15/08/23
b	15/08/23
c	08/11/23

Job:	Withycombe Farm, Banbury
Title:	Site Landscaping
Scale:	1:250 @A0
Date:	July 2023
Drawn:	LP
Checked:	FmJ

THIS DRAWING AND THE BUILDING WORKS DEPICTED ARE THE COPYRIGHT OF J S BLOOR (SERVICES) LIMITED. NO LIABILITY WILL BE ACCEPTED FOR REPRODUCTION OR MISUSE OF THIS DRAWING BY ANY OTHER PERSONS.



Drawing No: WE102-LS-003c

CDM LEGEND

Symbol	Brief description of risk.
	Caution overhead / underground services.
	Trees have protection order in place, guarding required.

NOTES:
Principal contractor to ensure all health and safety procedures are being correctly followed in relation to all temporary works.

WITHYCOMBE FARM, BANBURY