










KEY

-  Site boundary
-  Existing trees and vegetation to be retained
-  Existing trees and vegetation to be removed
-  Soft Landscape Proposals
For detailed soft landscape proposals refer to Pegasus Group drawing ref: P21-2662_100-106.
-  Proposed tree root barrier locations
Reroot 600 linear protection, supplied by GreenBlue Urban or similar approved. Any trees within 2m of services to be reroot 1000 linear protection. Exact location and specification subject to be reviewed by engineers and to be agreed with the site engineer.
-  Tarmacadam surfaced footpath
Tarmacadam surface with pcc edging
-  Bench seating
Ref: BX17 400011 'Roslin Bench' steel framed timber slat version, as supplied by Broxap or similar approved. Bench to be installed with submerged fixing set in concrete footings to manufacturers specification.

Notes: For Detailed LAP Proposals refer Pegasus Landscape Design drawings: P21-2662_107.

E-11/10/2023 SLJ Tree location updated
 D-11/04/2023 SLJ Updated to planning comments
 C-11/03/2023 SLJ Updated to planning comments
 B-11/03/2023 SLJ Updated to latest layout
 A-11/02/2023 SLJ Updated to latest layout & Planning Comments
 Revisions:
 First Issue- 07/07/2022 JZA



Wykham Park Road,
 Banbury
Landscape Composite Plan

Drawing Ref: **P21-2662_108E**
 Client: **Persimmon Homes**

Date : 07/07/2022
 Drawn by : JZA
 Checked by : JZA/SL
 Scale : NTS @ A1

