

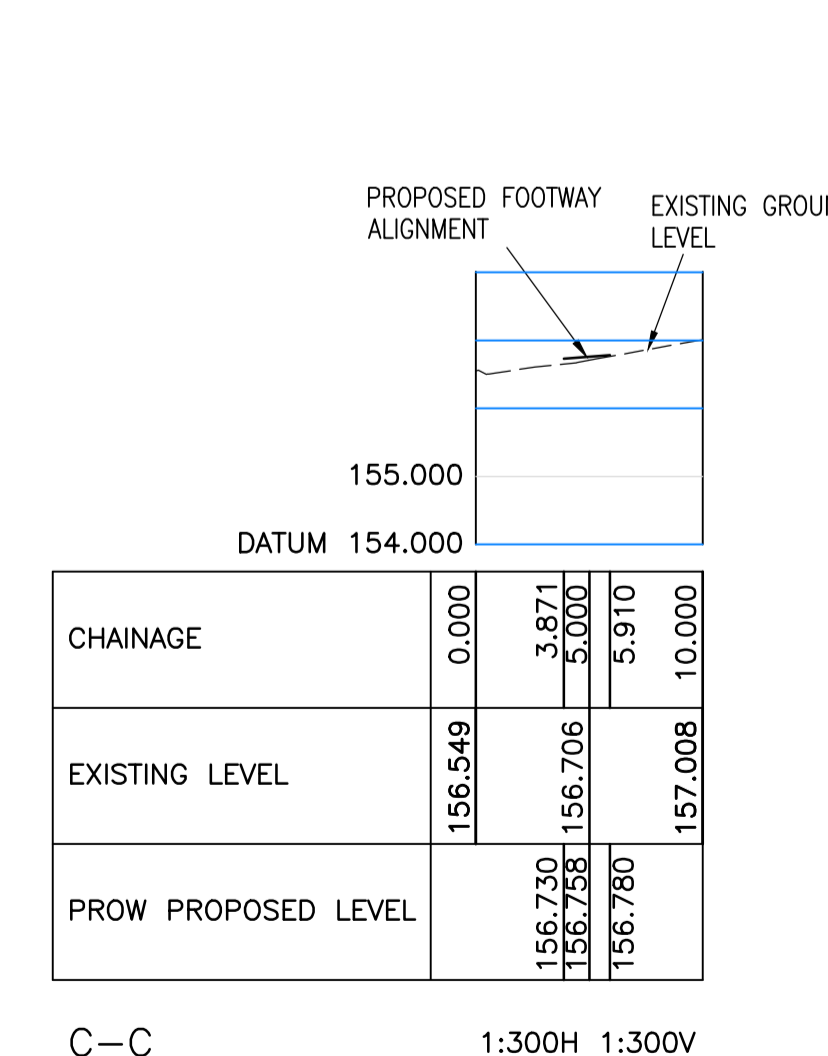
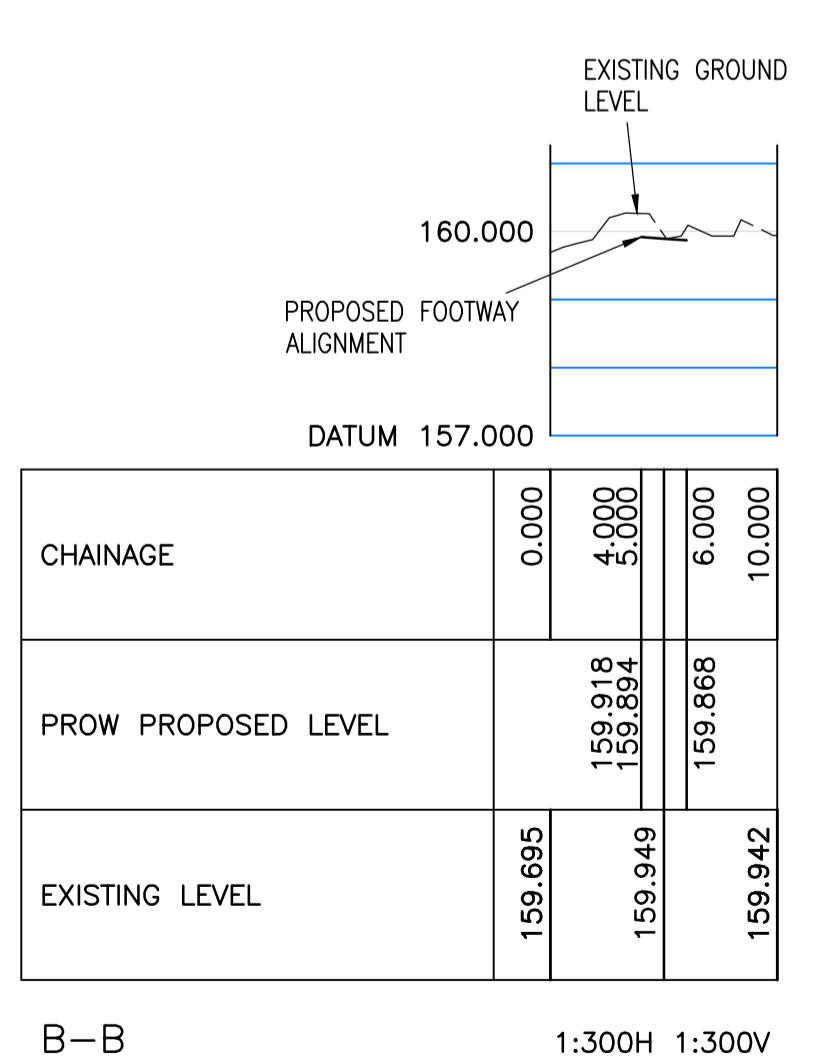
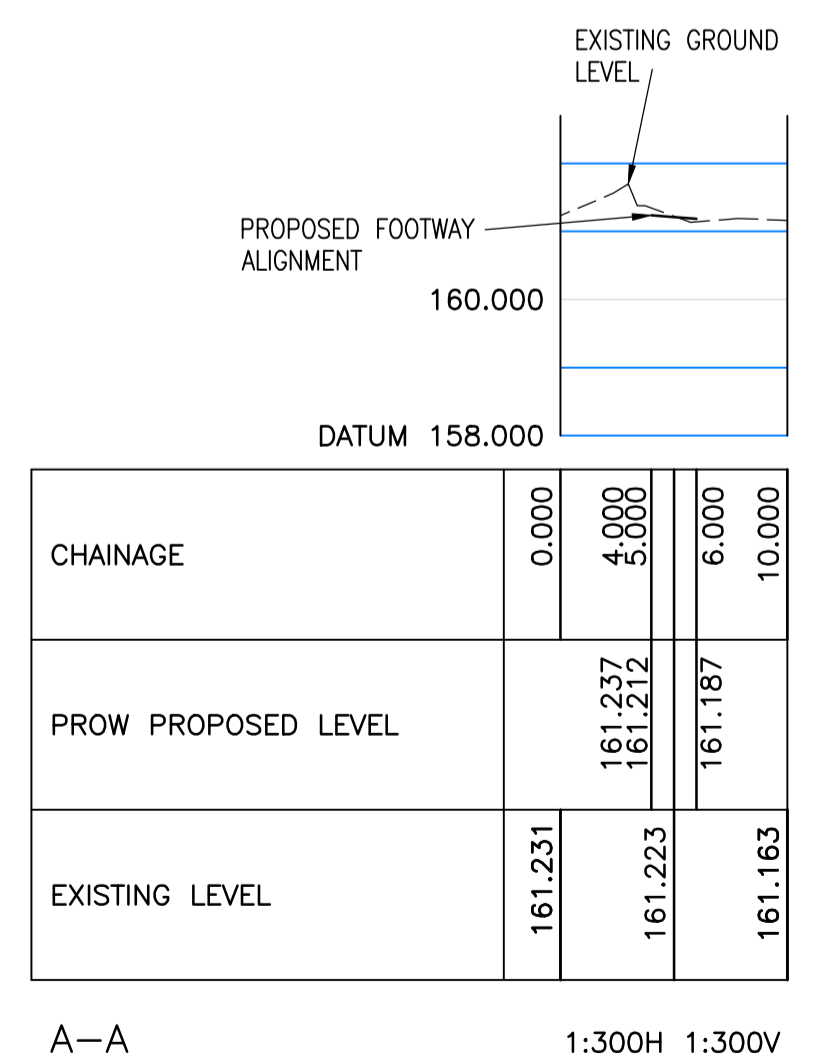
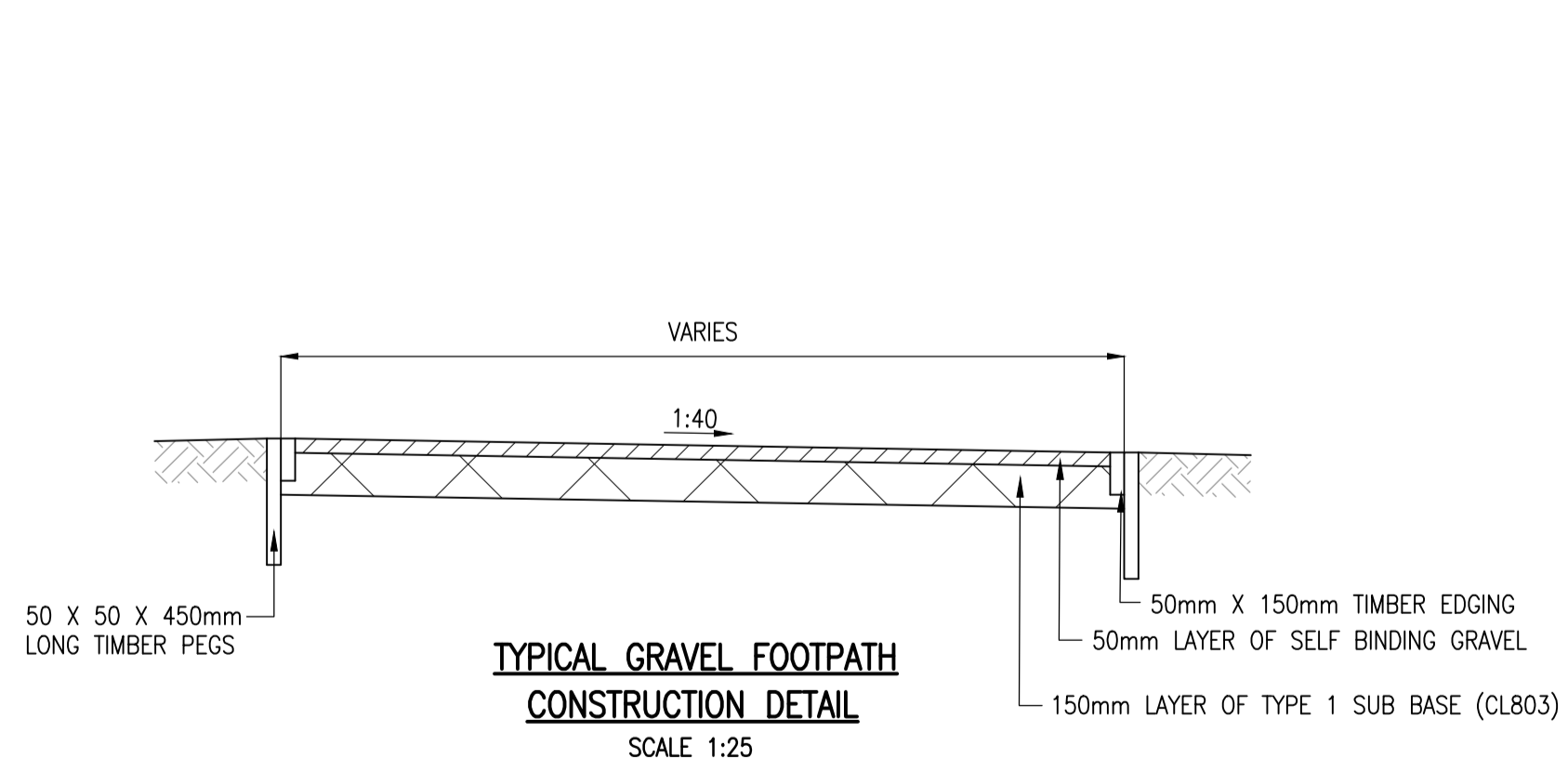


- NOTES:**
- DO NOT SCALE THIS DRAWING.
 - THIS DRAWING IS TO BE READ IN CONJUNCTION WITH ALL OTHER RELEVANT ENGINEERS, ARCHITECTS AND SPECIALIST DESIGN DRAWINGS AND DETAILS.
 - ALL DIMENSIONS ARE IN METRES UNLESS NOTED OTHERWISE. ALL LEVELS ARE IN METRES UNLESS NOTED OTHERWISE.
 - ANY DISCREPANCIES NOTED ON SITE ARE TO BE REPORTED TO THE ENGINEER IMMEDIATELY.
 - THE CONTRACTOR SHALL CHECK ALL TIE-INS FOR LINE AND LEVEL WITH EXISTING BEFORE COMMENCING ANY WORKS. THE CLIENT WILL ACCEPT NO CLAIMS WHATSOEVER IN RESPECT OF ANY LOSSES OR DAMAGE CAUSED IN RESPECT OF SUCH APPARATUS, HOWEVER CAUSED.
 - IT IS THE RESPONSIBILITY OF THE CONTRACTOR TO LOCATE ANY SERVICE APPARATUS IN THE VICINITY OF THE WORKS. THE CONTRACTOR WILL BE DEEMED TO HAVE ALLOWED FOR FULL COMPLIANCE WITHIN THEIR RATES.
 - IT IS THE RESPONSIBILITY OF THE CONTRACTOR TO EXECUTE THE WORKS AT ALL TIMES IN STRICT ACCORDANCE WITH THE REQUIREMENTS OF THE HEALTH AND SAFETY AT WORK ACT 1974, AND THE C.D.M. REGULATIONS 2015. THE CONTRACTOR WILL BE DEEMED TO HAVE ALLOWED FOR FULL COMPLIANCE WITHIN THEIR RATES.
 - THE CONTRACTOR IS RESPONSIBLE FOR ENSURING THAT ALL WORKS ARE TO THE SATISFACTION OF THE ENGINEER, AND SHALL BE DEEMED TO HAVE INCLUDED WITHIN THEIR RATES FOR ANY NECESSARY TESTING.
 - THE CONTRACTOR WILL BE RESPONSIBLE FOR PROVIDING ALL NECESSARY DE-WATERING AND TRENCH SUPPORT TO EXECUTE THE WORKS IN A SATISFACTORY MANNER, AND SHALL BE DEEMED TO HAVE ALLOWED FOR THE SAME WITHIN THEIR RATES.
 - ALL BURIED CONCRETE PRODUCTS AND MORTAR SHALL BE MADE USING SULPHATE RESISTING CEMENT.

KEY

	PROPOSED LEVEL
	FOOTWAY GRADIENT
	BOUND GRAVEL FOOTWAY CONSTRUCTION
	TIMBER EDGING 150x50mm (0mm UPSTAND)
	PHASE 1 SITE BOUNDARY
	PHASE 2 SITE BOUNDARY

THIS DRAWING IS FOR INFORMATION/ APPROVAL AND SUBJECT TO AMENDMENT. NO RELIANCE SHOULD BE TAKEN UNTIL THE DRAWING STATUS IS CHANGED TO 'FOR CONSTRUCTION'.



DRAWING AMENDED TO SHOW ONLY THE PROW				JW	NB	AB	28.08.23
FIRST ISSUE				JW	NB	AB	10.08.23
REV:	AMENDMENTS:	DRN:	CHK:	APP:	DATE:		
PROJECT: BALMORAL AVENUE BANBURY (PHASE 2)							
DRAWING TITLE: PROW GENERAL ARRANGEMENT							
CLIENT: ORBIT HOMES (2020) LIMITED							
DRAWING NUMBER: 27526_02_020_08							
REVISION:	A	SHEET SIZE:	A1	SCALE:	1:250		
STATUS: FOR INFORMATION / APPROVAL							

M-EC
Consulting Development Engineers

Telephone: 01530 264 753
Email: group@mec.co.uk
Website: www.m-ec.co.uk

ORNANCE SURVEY © CROWN COPYRIGHT 2015. ALL RIGHTS RESERVED. LICENCE NUMBER 100055865.

File Location: T:\M-EC Job Books\27526\Drawings\02 series - infrastructure\27526_02_020_08a.prow general arrangement.dwg
Printed: 28.08.2023