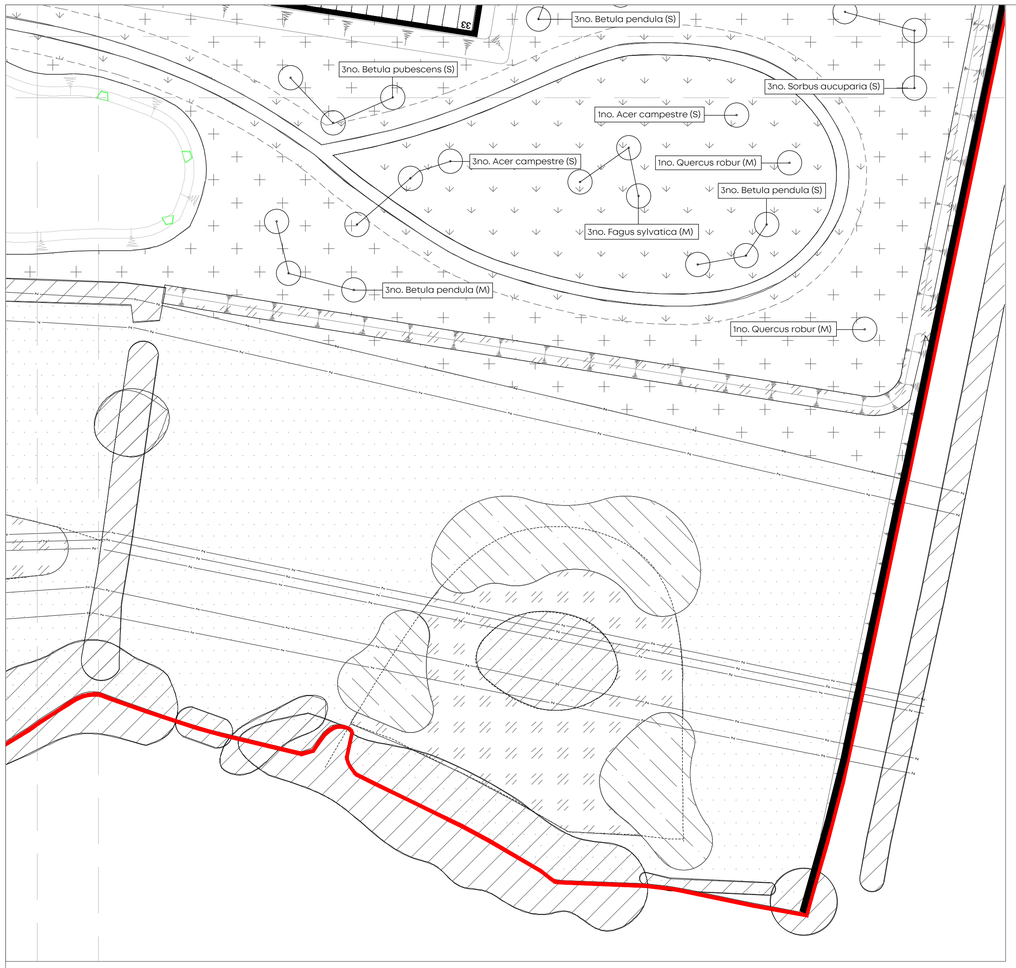

Planting Schedule

Trees			
Botanical Name	**Min Girth (cm)**	**Min Height (cm)**	**Specification**
Large (L)			
Carpinus betulus 'Frans Fontaine (L)	20-25	500	RB; Semi-Mature; 2m Clear Stem; Double Staked
Medium (M)			
Acer campestre (M)	14-16	450-500	RB; 4x; Extra Heavy Standard; 2m Clear Stem; Double Staked
Betula pendula (M)	14-16	450-500	RB; 4x; Extra Heavy Standard; 2m Clear Stem; Double Staked
Fagus Sylvatica (M)	14-16	450-500	RB; 4x; Extra Heavy Standard; 2m Clear Stem; Double Staked
Quercus robur (M)	14-16	450-500	RB; 4x; Extra Heavy Standard; 2m Clear Stem; Double Staked
Sorbus aria (M)	14-16	450-500	RB; 4x; Extra Heavy Standard; 2m Clear Stem; Double Staked
Tilia cordata 'Greenspire' (M)	14-16	450-500	RB; 4x; Extra Heavy Standard; 2m Clear Stem; Double Staked
Small (S)			
Acer campestre (S)	8-10	250-300	RB; Select Standard; 1.8-2m Clear Stem; Single Stake
Betula pendula (S)	8-10	250-300	RB; Select Standard; 1.8-2m Clear Stem; Single Stake
Betula pubescens (S)	8-10	250-300	RB; Select Standard; 1.8-2m Clear Stem; Single Stake
Fagus Sylvatica (S)	8-10	250-300	RB; Select Standard; 1.8-2m Clear Stem; Single Stake
Sorbus aucuparia (S)	8-10	250-300	RB; Select Standard; 1.8-2m Clear Stem; Single Stake

Native Woodland Planting Mix

PLANTING NOTES:
REFER TO PLANTING MATRIX
Notch planted in a matrix pattern at 1500mm centres with rabbit protection.
Plant in single species groups with 7-13no. plants by species.

%	Code	Botanical Name	Min Height (cm)	Specification
5	A*	Alnus glutinosa	150	BR; Feathered
5	Ag	Alnus glutinosa	60-80	BR; 1+1
5	Bp	Betula pendula	60-80	BR; 1+1
5	Ca	Corylus avellana	150	BR; Feathered
5	Pn	Populus nigra spp. betufolia	60-80	BR; 1+1
5	Pt	Populus tremula	150	BR; Feathered
10	Qr	Quercus robur	150	BR; Feathered
5	Pa	Prunus avium	60-80	BR; 1+1
5	Ac	Acer campestre	150	BR; Feathered
5	Sc	Salix caprea	60-80	BR; 1+1
5	Sf	Salix fragilis	60-80	BR; 1+1
5	Ms	Malus sylvestris	150	BR; Feathered
5	Ld	Larix decidua	60-80	BR; 1+1
10	Pn	Pinus sylvestris	150	BR; Feathered
5	Cs	Cornus sanguinea	60-80	bushy, 3 brks
5	Cm	Crataegus monogyna	60-80	bushy, 3 brks
5	Ia	Ilex aquifolium	60-80	bushy, 3 brks
5	Sl	Sorbus leyana	60-80	bushy, 3 brks

Swale Meadow Grass Mix (Seasonally Wet)

Mixture	Supplier	Sow Rate
EM8 (Meadow grass mixture for wetlands)	Emorsgate Seeds	5g/m2 (50kgs/ha)

Wetland Dry Meadow Mix

Mixture	Supplier	Sow Rate
EM5 – Meadow Mixture for Loamy Soils	Emorsgate Seeds	4g/m2 (40kgs/ha)

Wildflower Meadow Mix

Mixture	Supplier	Sow Rate
EM2 – Standard General Purpose Meadow Mixture	Emorsgate Seeds	4g/m2 (40kg/ha)

Native Shrub Mix

PLANTING NOTES:
Plant in groups of 3-5, species selected randomly and planted at 1m centres. All specimens to be fitted with rabbit guard and caned.

%	Botanical Name	Min Height (cm)	Specification	Planting density
15	Cornus sanguinea	60-80	BR; 1+1	1/m2
20	Viburnum opulus	60-80	BR; 1+1	1/m2
20	Viburnum lantana	60-80	BR; 1+1	1/m2
15	Euonymus europaeus	60-80	BR; 1+1	1/m2
15	Crataegus monogyna	60-80	BR; 1+1	1/m2
15	Salix purpurea	60-80	BR; 1+1	1/m2

Amenity Shrub Planting

PLANTING NOTES:
REFER TO PLANTING MATRIX. Notch planted in a matrix pattern at 500mm centers.
Plant in single species groups to establish diagonal swathes of planting

Code	Botanical Name	Pot Size	Specification	Planting density
Co	Carex oshimensis 'Evergold'	2L	Full Pot	4/m²
Cs	Cornus sanguinea 'Midwinter fire'	3L	Full Pot	4/m²
Cc	Cotinus coggygria 'Purple Flame'	5L	Full Pot	As shown
Ea	Escallonia 'Apple Blossom'	3L	Full Pot	4/m²
Hr	Hebe 'Red Edge'	3L	Full Pot	4/m²
Hm	Hebe 'Mrs Winder'	3L	Full Pot	4/m²
Px	Photinia x fraserii 'Red Robin'	5L	Full Pot	4/m²
Po	Prunus 'Otto Luyken'	3L	Full Pot	4/m²
Ln	Lonicera nitida 'Maigrun'	3L	Full Pot	4/m²
Ms	Miscanthus sinensis	3L	Full Pot	4/m²

Native Hedgerow

PLANTING NOTES:
Plant in a double staggered row – 500mm between rows and at 300mm centres at 5 plants per linear meter. All plants to be fitted with rabbit guard and caned.

%	Botanical Name	Min Height (cm)	Specification	Planting density
20	Cornus sanguinea	80-100	BR; 1+1	5/LM
20	Corylus avellana	80-100	BR; 1+1	5/LM
20	Crataegus monogyna	80-100	BR; 1+1	5/LM
10	Euonymus europaeus	80-100	BR; 1+1	5/LM
20	Prunus spinosa	80-100	BR; 1+1	5/LM
10	Rosa canina	80-100	BR; 1+1	5/LM

Reed Beds

PLANTING NOTES:
Plant in 3.5l round aquatic baskets at maximum depths shown. Plant in same species groups of 5-9 plants.

Botanical Name	Min Height (cm)	Specification	Maximum Planting Depth (cm)	Planting density
Phragmites australis	40cm	1L; Full pot	50	4/m2
Carex riparia	30cm	1L; Full pot	20	4/m2
Carex pendula	30cm	1L; Full pot	10	4/m2
Carex pseudocyperus	30cm	1L; Full pot	5	4/m2

Marginal Planting Mix

PLANTING NOTES:
Plant randomly directly into the ground in same species groups (between 5-9) at 4 plants per m2.

%	Botanical Name	Min Height (cm)	Specification	Planting density
5%	Cornus alba 'Sibirica'	40-60	3L; Branched; 3 brks; C	4/m2
5%	Cornus sanguinea	40-60	3L; Branched; 3 brks; C	4/m2
30%	Crataegus monogyna	40-60	3L; Branched; 3 brks; C	4/m2
25%	Prunus spinosa	40-60	3L; Branched; 3 brks; C	4/m2
15%	Salix alba	40-60	3L; Branched; 3 brks; C	4/m2
15%	Salix Viminalis	40-60	3L; Branched; 3 brks; C	4/m2
5%	Viburnum opulus	40-60	3L; Branched; 3 brks; C	4/m2

Notes
1. Do not scale from this plan
2. All information outside red line boundary shown for contextual purpose only.
3. All hatch patterns are indicative only unless stated otherwise.
4. This drawing is to be read in conjunction with the following Laird Bailey Landscape Architects documentation:
- LB291_D04e (sheets 1 to 4)
- AND all relevant documentation from the design team
5. Any discrepancies in the design information are to be brought to the attention of Laird Bailey Landscape Architects, in writing.
6. Refer to other consultants' drawings and specifications for the following design information:
- Levels & Drainage design and infrastructure
- Lighting and ducting
- Existing & proposed utilities
7. Plant quantities are to suit site areas in accordance with scheduled plant densities.
8. Any proposed plant substitution shall be agreed with the landscape architect prior to ordering.
9. Drawings are for planning purposes only.

GENERAL PLANTING SPECIFICATIONS:

- Proposals to be read in conjunction with Architect's and Engineers Drawings;
- All landscape operations to be in accordance with BS4428: 1989 & BS 3936: 1992 and all amendments to date;
- Plant material to conform to the National Plant Specification;
- Any plant material planted outside the recognised planting season (Nov-Feb), to be containerised stock and supplied at the sizes specified;
- Plant handling and planting operations to be in accordance with HTA "Handling and Establishing Landscape Plants parts I - III;
- All planting to be maintained and guaranteed for 12 months to include watering, weeding, pest & disease control;
- The landscape sub-contractor is to take all safety precautions to prevent any injury to any persons. The landscape sub-contractor shall comply with the requirements of the Health and Safety at Work Act 1974 and current Construction, Design and Management Regulations.
- The landscape sub-contractor shall confirm the location of all underground services before commencement of planting and report where trees/ hedges are suggested within 2m of underground services and 5m of buildings.

SOIL AND MULCH
- Existing topsoil (if present and suitable) to be stripped and stored on site in heaps not exceeding 2m in height and kept weed free;
- Any compacted subsoil to be broken up to allow free drainage and to enable topsoil to key into surface;
- Any imported topsoil to be to BS3882, medium texture, neutral PH value, reasonably stone free with no stones over 20mm in size;
- Soil for meadow grassland to be composed of prepared sub-soil (nutrient poor);
- Topsoil depths to be 300 for shrubs, hedges, climbers and groundcover planting;
- Finished topsoil levels to be 25mm above adjacent paved surfaces, and 300mm wide hard surfaced mowing margin to be provided where lawn adjoins buildings;
- All planting areas to be covered with a 75mm depth of medium grade bark mulch.

PLANT MATERIAL TREATMENT
- All to be British grown stock and fully hardened off;
- Root Dip – Proprietary Root Dip applied to all bare root stock at time of lifting at nursery and prior to planting;
- Anti-Desiccant – Proprietary anti-desiccant to be applied to foliage of all containerised/rootballed material in leaf, specimen conifers and evergreens etc. prior to transportation and during any delay in planting;
- Pruning - Allow for pruning of all deciduous trees and shrubs by 1/3rd /following planting at Landscape Architect's direction or as indicated in the planting schedule;
- Tree Stakes and Ties – Stakes to be pressure treated, round, smooth and peeled Larch or Chestnut, not less than 100mm in diameter. Advanced nursery stock – double staked with cross bar.

EXISTING TREES AND SHRUBS
- Avoid damage to branches, trunks and roots of trees. All existing trees and hedges to be retained are subject to BS5837 (2005 and all amendments to date) 'Trees in relation to Construction – Recommendations', and should be fully fenced off, prior to the commencement of any works.
- Where existing trees and shrubs are to be retained they should be subject to a full Arboricultural inspection for safety;
- Any surgery required shall be in accordance with BS3998 (2010 and all amendments to date) 'Tree Work – Recommendations', shall comply with any existing T.P.O requirements and shall require the prior approval of the Landscape Architect;
- No storage of materials, disposal of rubbish, site fires, spillage of oil and chemicals, ground compaction, excavation or changes in level shall be carried out within existing tree/hedge canopies.

TREES
- No trees to be planted within 3 metres of sewers or services or other easement recommended by the relevant statutory undertaker without the use of tree root barriers eg Greenleaf Reroot 600/100 placed between the tree and services;
- All trees shown to be planted ensuring that they are at least 5 metres away from buildings;
- Contractor to ascertain the location of all sewers and services prior to tree planting;
- Root barrier to be installed in planting pits in near proximity to underground services and buildings;
- Allow for the use of container grown stock during the periods 1 April to 31 October, and field grown stock from 1 November to 31 March unless otherwise specified in the planting schedule;
- Trees planted within grassed areas to be provided with appropriate conical strimmer guards;
- Feathered trees (up to and including 14-16cm girth) to be planted in tree pits 900 diameter x 900mm deep, supported by a single stub stake;
- Standard trees (up to and including 10-12cm girth) to be planted in tree pits 900 diameter x 600mm deep, supported by a single stub stake;
- Heavy standard trees (12-14cm girth) to be planted in tree pits 900 diameter x 900mm deep, supported by double stakes;
- Tree pits to consist of 600mm topsoil over 30mm subsoil
- Base of pit to be broken up to 150mm depth beneath 150mm clean coarse angular gravel.
- Where necessary increase tree pit dimensions to ensure that tree pits are at least 75mm deeper and 150mm wider than rootball. Break up bottom of pits to a depth of 150mm. Compacted glazed sides of pits should be roughened.

SHRUBS (ORNAMENTAL AND SPECIMEN)
- All specimen shrubs to be planted in pits twice the size of the pot in depth and width and backfilled with a 50 -50 topsoil and shrub planting mix.

SEEDING
- Grass seeding cultivation to be brought to a fine tilth and all stones over 25mm in all directions removed. Areas to be uniformly firmed.
- Apply approved herbicide to control perennial weeds and allow period of time to elapse as recommended by manufacturer before final cultivation.
- Grass seed to be sown at rates shown below and as per Emorsgate recommendations.
- Amenity Grass areas to be seeded with Germinal Amenity A19 All purpose landscaping Mixture (or similar approved), sown at 50g/m;
- Meadow grassed areas to be seeded with Emorsgate EM1 'Basic General Purpose Meadow approved), sown at 50g/m;
- Other Meadow grassed areas to be seeded with Emorsgate EM2 'Standard General Purpose Meadow Mixture' (or similar approved), sown at 4g/m;
- Swale areas to be seeded with Emorsgate EG8 'Meadow Grass Mixture for Wetlandscape' sown at 5g/m2;
- Roll the seeded area with a ribbed crinkle or Cambridge roller upon completion;
- When grass is between 40-75mm high remove stones and debris exceeding 50mm in any dimension. Cut grass to approximately 35mm high; Meadow grass to be cut twice a year in March and October.
- Remove and dispose of all arisings.

TURF
- Turf supplied to be according BS3969 standards from an approved source;
- When topsoil is reasonably dry and workable, grade to smooth, flowing contours removing all minor hollows and ridges;
- Cultivate soil to full depth and break up any compacted topsoil;
- Apply approved herbicide to control perennial weeds and allow period of time to elapse as recommended by
- recommended by manufacturer before final cultivation. Apply proprietary fertiliser;
- Reduce top 25mm topsoil to a fine tilth by further cultivation. Remove stones exceeding 50mm in any dimension;
- Lay turf with broken joints, well butted up, working from planks laid on previously laid turfs, during appropriate season and weather condition;
- Adjust levels by raking out of filling of fine soil under turfs;
- Consolidate by lightly and evenly firming with wooded beaters as laying proceeds. Do not use rollers;
- Dress turf with fine topsoil and brush in to fill joints;
- Thoroughly water completed turf within 24 hours of laying;
- When grass is 50mm high remove debris, litter and any stones, in dry conditions cut grass to between 25-30mm;
- Remove and dispose of all arisings.

Native woodland planting matrix
For wider/narrower areas use same proportion of each species.

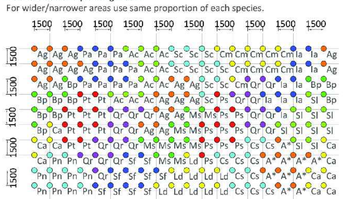

Amenity planting matrix
For wider/narrower areas use same proportion of each species.

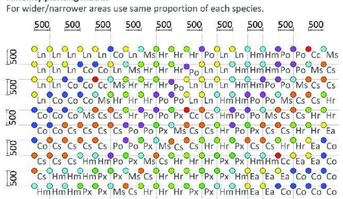

Site Boundary

Land Under Applicants Ownership

Existing Vegetation to be Retained

Proposed Tree

Proposed Native Woodland Planting

Proposed Hedgerow

Proposed Wetland Planting

Proposed Reed Bed

Proposed Amenity Planting Mix

Proposed Native Shrub Planting

Proposed Wildflower Meadow Mix

Proposed Swale Seed Mix

Wetland Dry Meadow Mix

Proposed Amenity Grass Seed/Turf

Locaion Plan

Rev	Comment	Date
e	Layout update to include EV points	12.09.23
d	Unit 8 Update	12.09.23
c	Unit 5 Update	29.03.23
b	Layout Update/Services Co-ordination	27.05.22
a	Layout Update	18.05.22

N

0m 25m

LAIRD BAILEY LANDSCAPE ARCHITECTS

LAIRD BAILEY LANDSCAPE ARCHITECTS
07411 659697
hello@lbla.co.uk
www.lbla.co.uk
Cotswolds - Somerset - South Wales

Client:
Albion Land

Project Title:
Catalyst Bicester

Drawing Title:
RM4 - Soft Landscape Proposals (Sheet 4 of 4)

Date: 25 April 2022
Drawn By: AL
Drawing Number: LB291_D04
Checked by: DB
Scale: 1:500 at A1
Revision: e