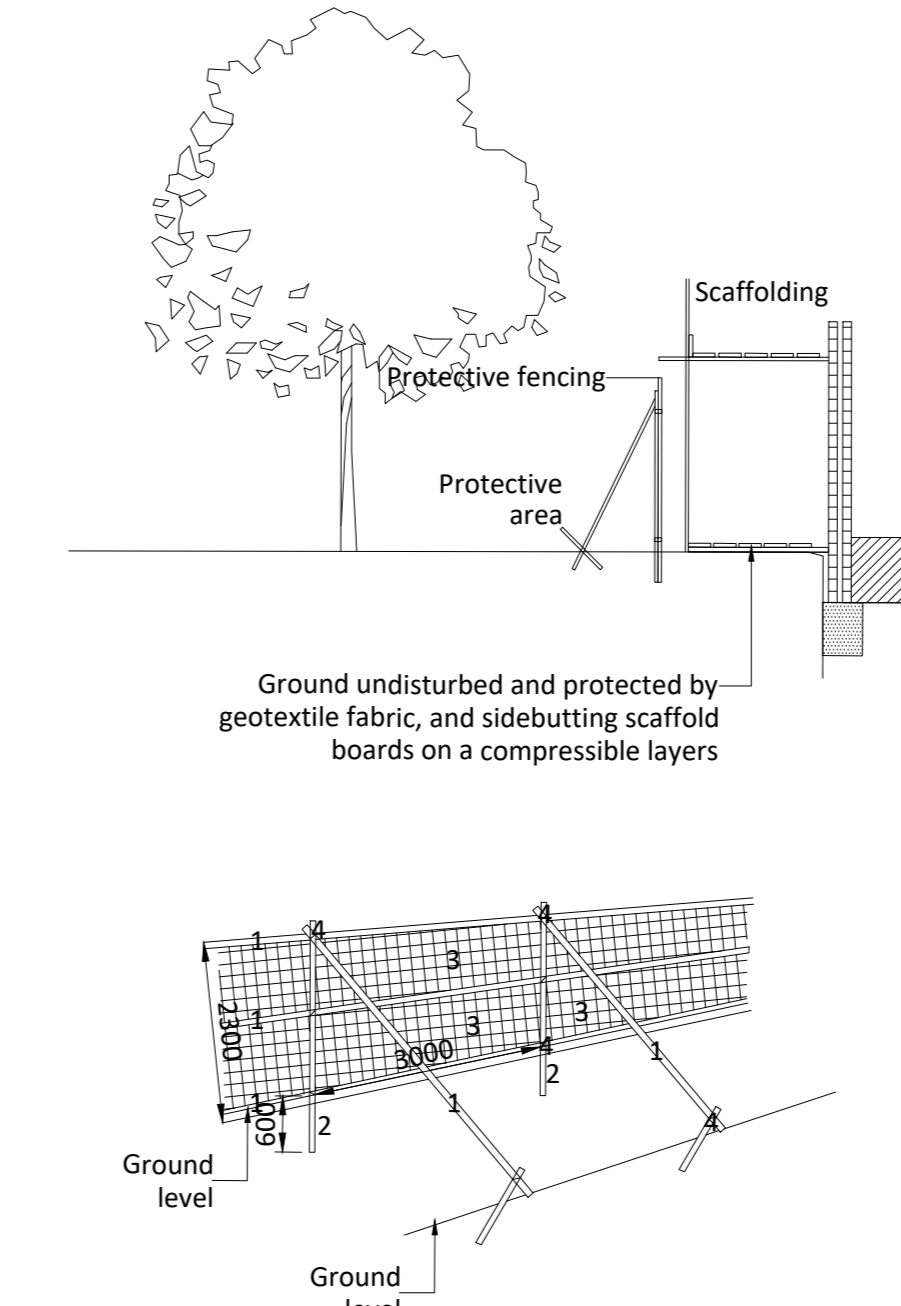


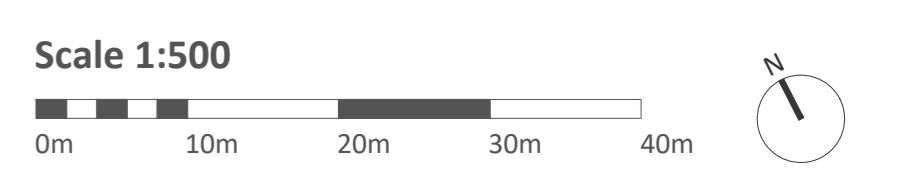
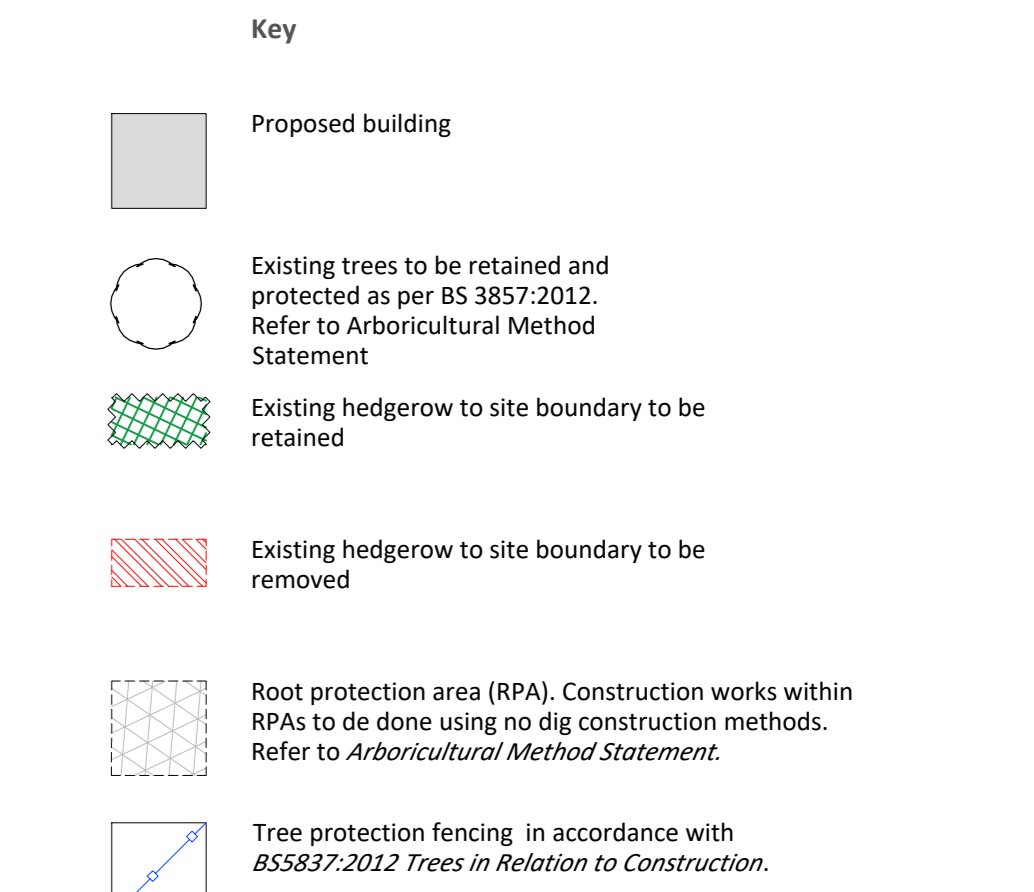


Tree protection fencing detail in accordance with BS5837:2012



- TREE PROTECTION NOTES:**
- All tree protection measures shall be in accordance with BS5837:2012 *Trees in relation to construction - recommendations*
 - Reference should be made to the accompanying arboricultural report for all tree protection (CBA Tree report ref: 08A10710992 v2 - June 2017)
 - Protective fencing shall be erected to form a construction exclusion zone - this zone is designed to protect the root protection areas (RPA) of trees, which have been plotted in accordance with BS5837:2012
 - Protective fencing shall be constructed using weldmesh panels firmly attached to a robust braced scaffold framework, as shown on the insert detail
 - Protective fencing shall be erected before any construction works begin on site and it shall remain intact until construction finishes. Temporary removal within this period shall be carried out under supervision by an arboriculturist. Any damage to protective fencing shall be made good as soon as practicably possible.
 - The local planning authority shall be informed in writing when the protective fencing is both erected and removed.
 - Within the construction exclusion zone, the following activities will not be permitted: excavation, changes to ground levels, movement or parking of vehicles and the storage, disposal or mixing of any materials. Fires will not be permitted on the site.
 - Special precautions shall be adopted where fill is to be added to increase levels where the RPA extends beyond the fenced exclusion zone. There should be no excavation (including turf-stripping) in advance of this work. Vehicles and plant used for the earthworks shall be located outside of the RPA at all times.
 - Special care shall be exercised when using mechanical equipment within or near the tree canopy.
 - A non-dig methodology shall be adopted where it is necessary to construct handstandings (including paths and car-parking) within the RPA of trees to be retained. This shall incorporate a cellular confinement system (CellWeb or similar) and a permeable sub-base material.
 - A3 laminated signs shall be attached to the protective fencing at 10m intervals with the title 'Tree and Woodland Protection - Construction Exclusion one - Keep Out'. Attention will be drawn to the fencing and excluded activities during site induction for all staff and subcontractors working on the site.
 - Facilitation pruning shall be carried out by trained and qualified arboriculturists only, and shall comply with BS3998:2010 Tree Work - Recommendations.
 - Work to trees retained - Canopies and crown thinning work to be carried out after the completion of building works and prior to the removal of protective tree fencing. Assessment of works required to trees retained to be carried out by a qualified arboriculturist and all works to be carried out to BS3998:2010 Tree Work - Recommendations.

- Notes**
- All dimensions in mm, unless otherwise stated.
 - Scaling from drawing if printed incorrectly may lead to errors.
 - All information outside red line boundary shown for contextual purpose only.
 - All hatch patterns are indicative only unless stated otherwise.
 - This drawing is to be read in conjunction with the following re-form landscape architecture documentation:
 - 0897-RFM-XX-00-DR-L-0004-Detailed Planting Plan
 - 0897-RFM-XX-00-DR-L-0006-Planting Schedule
 - 0897-RFM-XX-00-DR-L-0007-Typical Planting Details
 AND all relevant documentation from the design team Levels information on this drawing illustrates the design intent. The contractor is to check and verify all levels and dimensions against site survey information.
 - Any discrepancies in the design information are to be brought to the attention of re-form landscape architecture, in writing, prior to commencement of construction works.
 - All proprietary products shall be installed in strict accordance with manufacturers written instructions. Refer to other consultants' drawings and specifications for the following design information:
 - Foundation details
 - Base course and/or sub bases design & specification
 - Waterproofing of any element
 - Levels & Drainage design and infrastructure
 - Lighting and ducting
 - Existing & proposed utilities
 - Plant quantities are to suit site areas in accordance with scheduled plant densities.
 - Any proposed plant substitution shall be agreed with the landscape architect prior to ordering



16.10.23	Extended protection fencing to additional tree planting area to the north boundary	EK	GD	GD	P06
Date	Description of revision	Drawn	Checked	Approved	Revision

re-form
landscape architecture

Tower Works, Globe Road,
Leeds LS11 5QG
T: +44 (0)113 245 4695
E: info@re-formlandscape.com
W: re-formlandscape.com

Project
AXIS J9, BICESTER
RF21-897

Client
ALBION LAND

Document title
TREE RETENTION AND PROTECTION PLAN

Paper size
A0 **Scale**
1:500

Status
FOR INFORMATION S2
Drawing number
0897-RFM-XX-00-DR-L-0005 Revision
P06