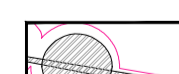
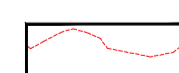





**KEY**


 Site boundary


 Existing trees and vegetation to be retained

 Existing trees and vegetation to be removed

 Soft Landscape Proposals  
For detailed soft landscape proposals refer to Pegasus Group drawing ref: P21-2662\_100-106.

 Proposed tree root barrier locations  
Reroot 600 linear protection, supplied by GreenBlue Urban or similar approved. Any trees within 2m of services to be reroot 1000 linear protection. Exact location and specification subject to be reviewed by engineers and to be agreed with the site engineer.

 Tarmacadam surfaced footpath  
Tarmacadam surface with pcc edging

 Bench seating  
Ref: BX17 40001T 'Roslin Bench' steel framed timber slat version, as supplied by Broxap or similar approved. Bench to be installed with submerged fixing set in concrete footings to manufacturers specification.

Notes: For Detailed LAP Proposals refer Pegasus Landscape Design drawings: P21-2662\_107.

D-11/04/2023 SL1 Updated to planning comments  
C-11/03/2023 SL1 Updated to planning comments  
B-11/03/2023 SL1 Updated to latest layout  
A-11/02/2023 SL1 Updated to latest layout & Planning Comments  
Revisions:  
First Issue- 07/07/2022 JZA



Wykham Park Road,  
Banbury  
**Landscape Composite Plan**

Drawing Ref: **P21-2662\_108D**  
Client: **Persimmon Homes**

Date : 07/07/2022  
Drawn by : JZA  
Checked by : JZA/SL  
Scale : NTS @ A1