
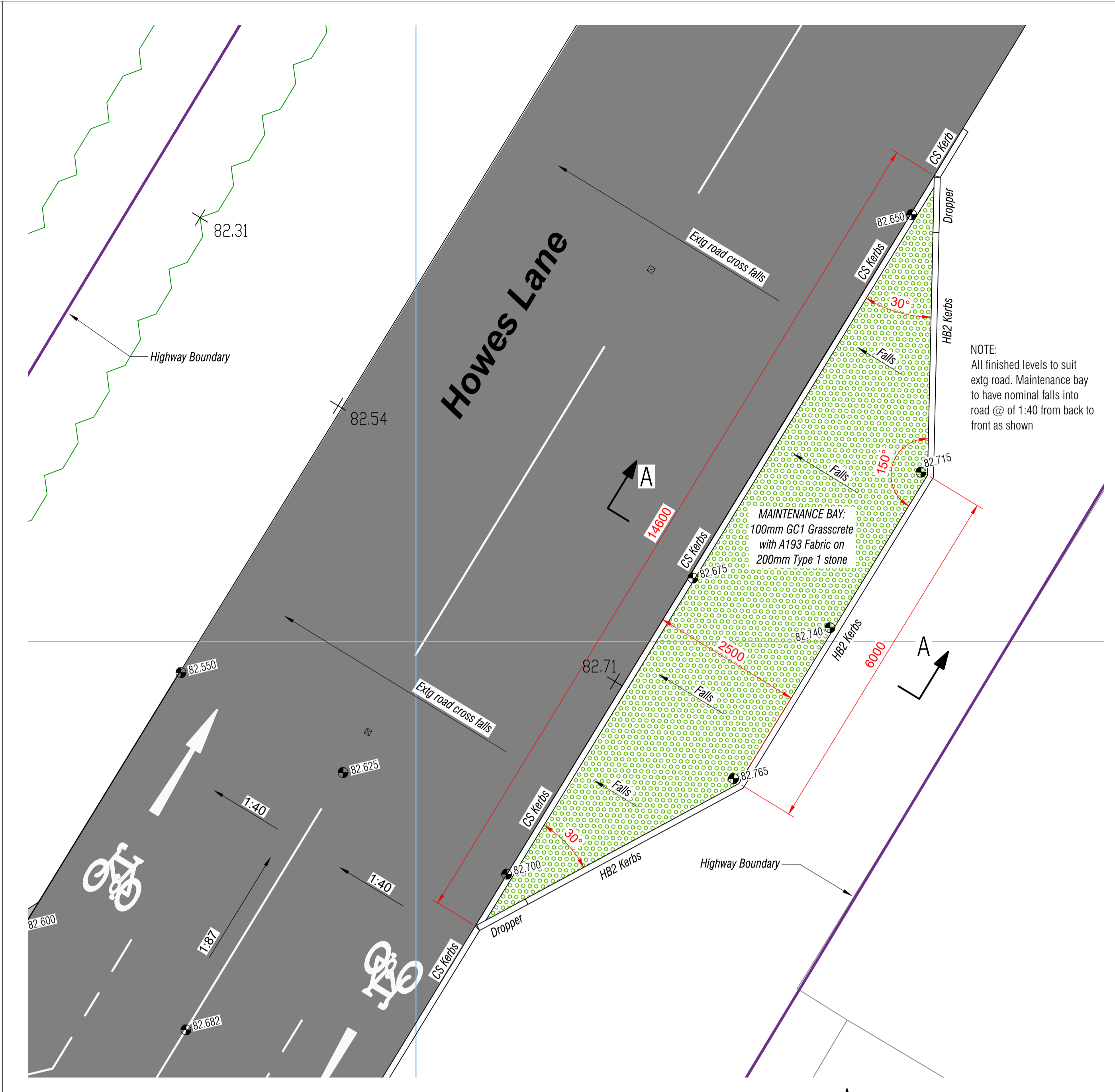


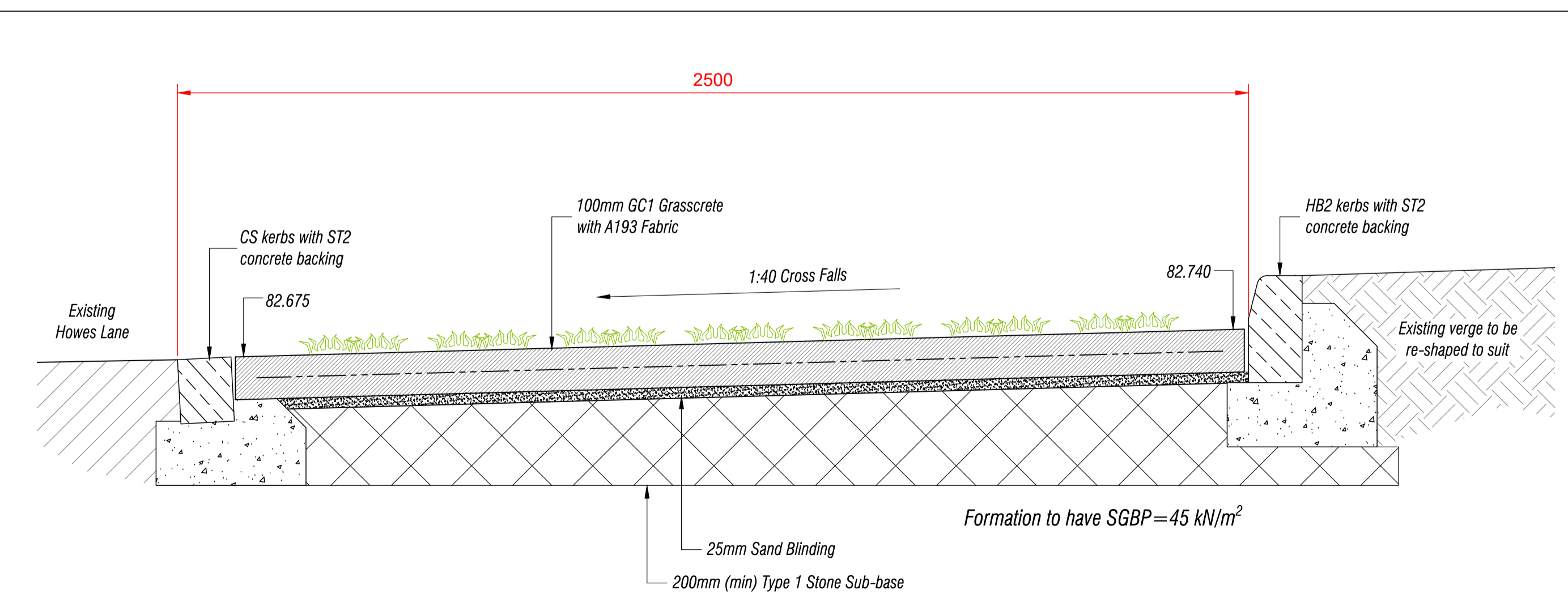
Key Plan 1:200



Grasscrete GC1 Specification



Proposed Maintenance Bay 1:50



Typical Section A-A 1:10

NOTES

1. This drawing is to be read in conjunction with all relevant Architects and Bailey Johnson Hayes drawings and specifications.
2. Do not scale. Work only to figured dimensions.
3. All dimensions to be confirmed on site prior to commencement of work.
4. Proposed Layout in accordance with planning approved Access Road General Arrangement Plan 14042-60-GA (N).
5. All works subject to agreement by Oxfordshire County Council (OCC) Road Agreements department.
6. This document contains OS data © Crown copyright 2019.

NOTE:  
All finished levels to suit extg road. Maintenance bay to have nominal falls into road @ of 1:40 from back to front as shown

S278 AGREEMENT

Rev	Date	Revision Description

Revision Schedule

Project Title  
**Axis J9 - Bicester**



Drawing Title  
**S278 WORKS (Phase 3)  
Maintenance Bay Details**

**BAILEY JOHNSON HAYES**  
Consulting Engineers

Scale 1:50, 10 @A1	Drawing Number S1209-S278-09
Date 31.08.23	
Drawn DC	

ST.ALBANS: Suite 4, Phoenix House, 63 Campfield Rd, ST.ALBANS, Herts AL1 5FL