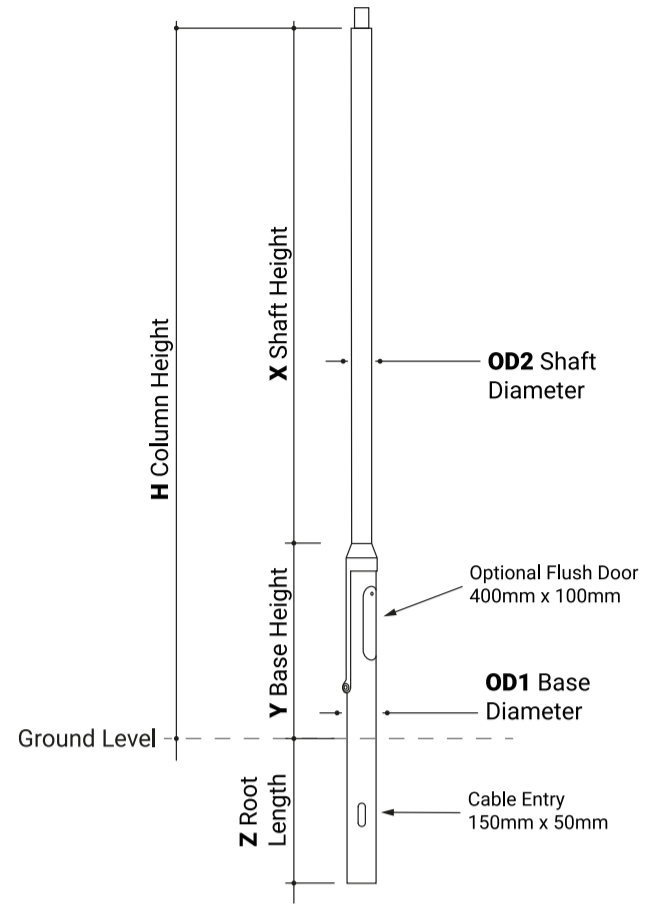


Medium Duty 5-8M BASE-HINGED COLUMN

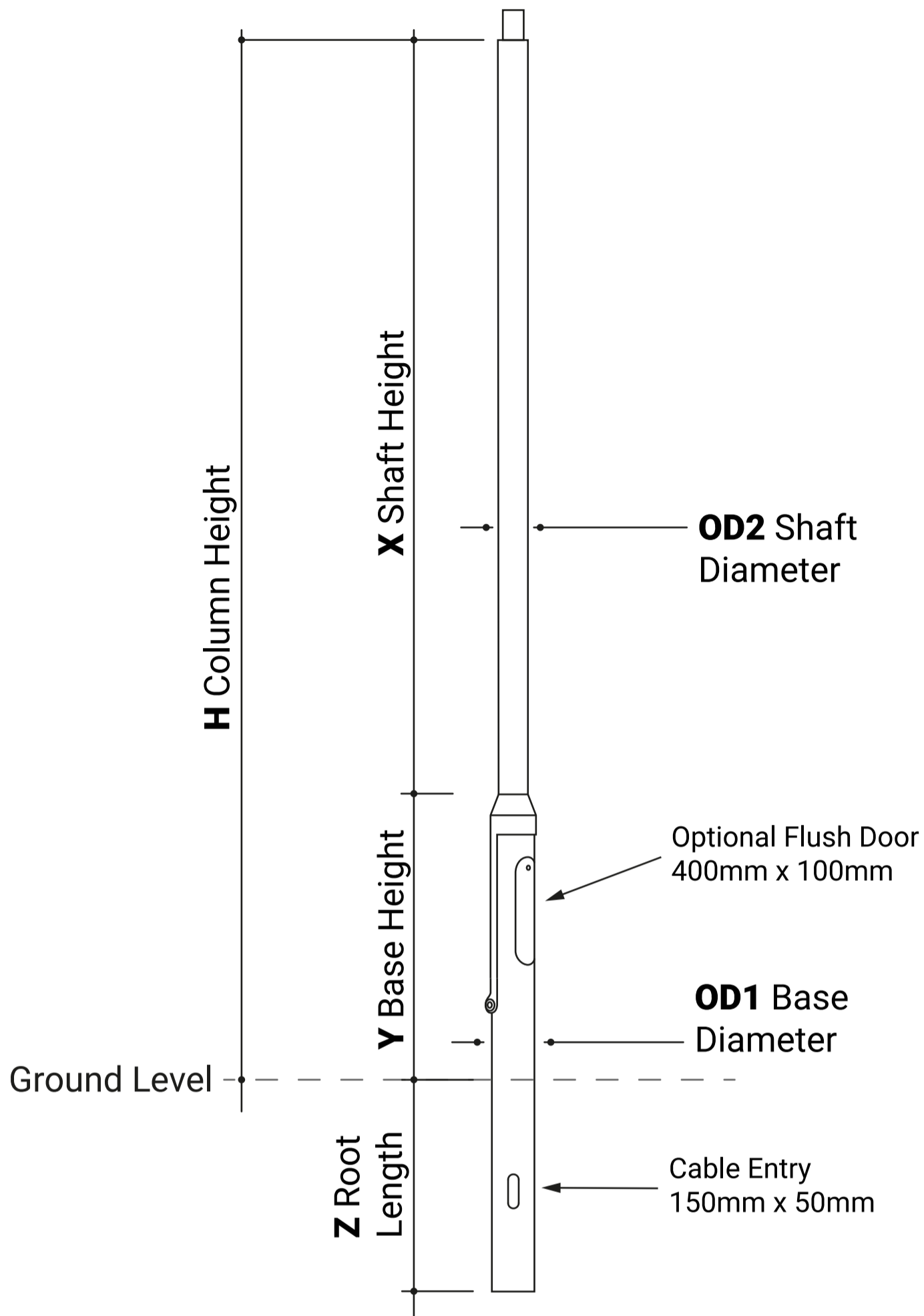
Patent No: 968113. Designed to EN40.
Hot dip galvanised to BS EN ISO
1461:2009. Manufactured in steel tube
to EN1021



Medium Duty 5-8M BASE-HINGED COLUMN

Patent No: 968113. Designed to EN40. Hot dip galvanised to BS EN ISO 1461:2009.
Manufactured in steel tube to EN1021



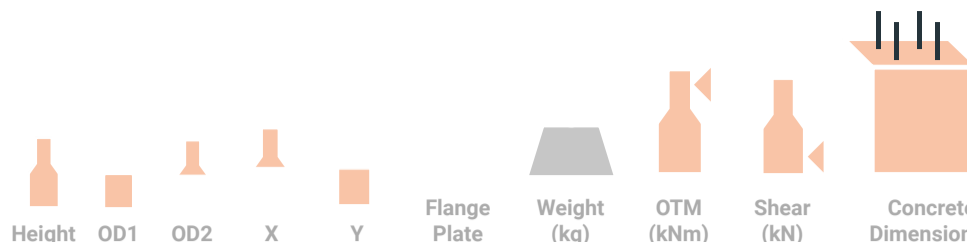


Root Mounted

Product Code	Height	OD1	OD2	X	Y	Z	Weight (kg)	OTM (kNm)	Shear (kN)	Min. Concrete Diameter*	Counterbalance Type & Max. Weight
T058RLH	5m	168	114	3815	1050	800	82	9.8	2.2	1167	RLH168 – 90kg
T068RLH	6m	168	114	4865	1050	1000	90	9.5	1.9	586	RLH168 – 70kg
T088RLH	8m	168	114	6830	1050	1200	106	9.2	1.6	333	RLH168 – 40kg

*Root concrete diameter based on poor soil or better, min. 230kN/m² per m

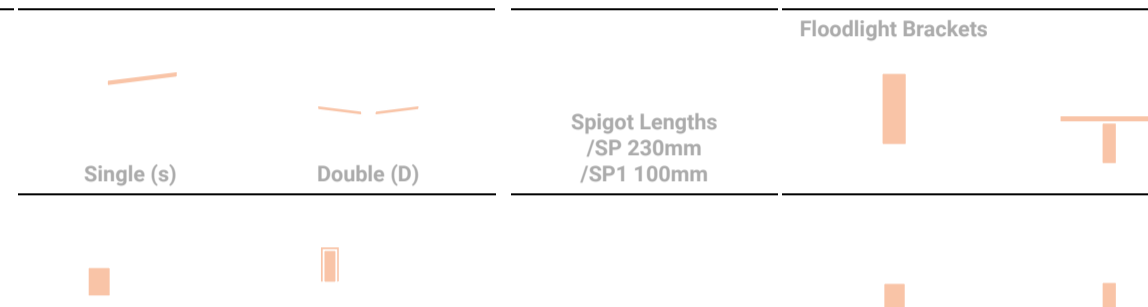
Flange Plate Mounted



Product Code	Height	OD1	OD2	X	Y	Flange Plate	Weight (kg)	OTM (kNm)	Shear (kN)	Concrete Dimensions*	Counterbalance Type & Max. Weight
T058RLH/FP	5m	168	114	3815	1050	Type 1	74	9.8	2.2	900×950	RLH168 – 90kg
T068RLH/FP	6m	168	114	4860	1050	Type 1	82	9.5	1.9	900×950	RLH168 – 70kg
T088RLH/FP	8m	168	114	6830	1050	Type 1	98	9.2	1.6	900×950	RLH168 – 40kg

*Concrete dimension based on a minimum ground bearing pressure of 150kN/m² (passive concrete design). (S = square dimension, H= depth)

Outreach & Floodlight Brackets



Height	Projection Length	Overlap Fit on Shaft	Flush Fit on Spigot	Type/Bolt Centres (mm)	Overlap Fit on Shaft	Flush Fit on Spigot
5m		T058RLH	T058RLH/SP+/SP1*		T058RLH	T058RLH/SP
	0.30m	PR6-03/S or /D	PR7-03/S or /D*	Single	FL4/1	FL5/1
	0.50m	PR6-05/S or /D	PR7-05/S or /D*	Double (800)	FL4/3	FL5/3
				Triple (800)	FL4/5	FL5/5
6m		T068RLH	T068RLH/SP		T068RLH	T068RLH/SP
	0.50m	PR6-05/S or /D	PR7-05/S or /D*	Single	FL4/1	FL5/1
	1.00m	PR6-10	PR7-10/S or /D*	Double (800)	FL4/3	FL5/3
				Triple (800)	FL4/5	FL5/5
8m		T088RLH	T088RLH/SP		T088RLH	T088RLH/SP
	0.50m	PR6-05/S or /D	PR7-05/S or /D*	Single	FL4/1	FL5/1
	1.00m	PR6-10	PR7-10/S or /D*	Double (800)	FL4/3	FL5/3
	1.25m	PR6-125/S or /D	PR7-125/S or /D*	Triple (800)	FL4/5	FL5/5

*Outreach brackets series PR1 & PR2 below 0.50m projection fit onto 100mm spigot (/SP1). 0.50m + on standard 230mm spigot (/SP).

Column Headload Capacity (m²)

Based on UK rationalised wind loading factors for EN40

Product Code	Lantern Mounting/Projection	Max. Headload (kg)	Light 396	Medium 429	Heavy 466	Very Heavy 576
T058RLH	Post Top	90	1.881	1.728	1.583	1.226
	0.50m Single Outreach	10	0.665	0.661	0.560	0.447
	0.75m Single Outreach	10	0.534	0.490	0.448	0.357
	1.00m Single Outreach	10	0.442	0.404	0.369	0.292
T068RLH	Post Top	70	1.392	1.274	1.163	0.923
	0.50m Single Outreach	10	0.472	0.432	0.394	0.311
	0.75m Single Outreach	10	0.391	0.357	0.325	0.255
	1.00m Single Outreach	10	0.280	0.254	0.230	0.176
T088RLH	Post Top	40	0.547	0.496	0.448	0.351
	0.50m Single Outreach	10	0.307	0.279	0.253	0.199
	0.75m Single Outreach	10	0.247	0.224	0.202	0.157

1.00m Single Outreach

10

0.199

0.179

0.161

0.123

Counterbalance Units



RLH168

This hydraulic unit is popular with companies who have multiple column heights and headloads on one site or over a number of sites.

The advantage is that it can operate the full column range regardless of height and headload.

Accessories

Product Code	Description
XXSC003F	Tamper resistant locking screw
XXSC003F	Key for locking screw
ELSAB1/6A	Single fuse cut-out, 6A, loop in/out (not fitted)
ELSAB12/6A	Twin fuse cut-out, 6A, loop in/out (not fitted)

Related Products




[GRP Composite Columns](#)



[Counterbalance Units](#)



[Brackets](#)



[Fixed Colu](#)



© Abacus Lighting Ltd 2022 Registered Company No. 8494722.
Oddicroft Lane, Sutton-in-Ashfield, Nottinghamshire, NG17 5FT, England