

10875-EPR-00-RF-DR-A-TP-0353

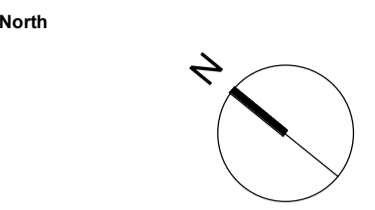
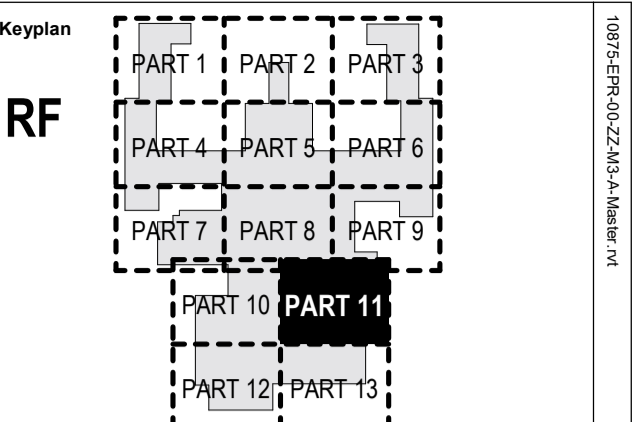
10875-EPR-00-RF-DR-A-TP-0354

10875-EPR-00-RF-DR-A-TP-0355

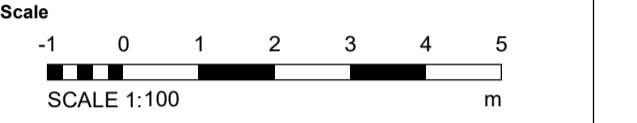
FLAT ROOF OVER FEC
PLANT AREA
MAINTENANCE ACCESS ONLY

PITCHED ROOF OVER WATERPARK

10875-EPR-00-RF-DR-A-TP-0358



Notes:
Do not scale off this document/drawing/model for any purposes other than those required in connection with the application for planning consent for the project. This document/drawing/model is prepared for the sole use of EPR Architects' employer and the benefit of the employer's permitted licensees. No liability to any other persons is accepted by EPR Architects.
EPR Architects accepts no liability for any use of this document/drawing/model by parties other than the party for whom it was prepared or for purposes other than those for which it was prepared.
Copyright in the design contained in this document/drawing/model remains vested in EPR Architects.
The area information contained in this document/drawing/model/schedule reflects the anticipated approximate areas of the project based on the current state of the design. The areas/dimensions have been calculated generally in accordance with the RICS Code of Measuring Practice, 6th Edition and have been calculated in metric units and expressed in both metric and imperial units. Where there is a discrepancy, the metric units take precedence.



- Notes:**
1. This drawing has been prepared for use in connection with the application for planning consent for the project only.
 2. Landscape shown for illustrative purposes only, refer to Landscape Architect's for Landscape proposals for further details.
 3. This drawing is based on project information current at the time of issue. EPR Architects Limited accepts no liability for any alterations to or discrepancies arising out of any change to such project information that occurs to the information after it is issued by EPR Architects Limited.
 4. This drawing does not contain shared coordinates and is not issued for coordination purposes.
 5. Guestrooms layouts and furniture layouts are indicative and for illustrative purposes only.
 6. Structural elements are indicative and for illustrative purposes only.
 7. This document/drawing/model contains design information provided by a third party which is included for reference purposes only. This design information has not been checked or verified by EPR Architects and EPR Architects accepts no liability for it.

Key:

 Pitched roof arrow in upward direction

R - Refuge Area

- List of abbreviations and acronyms used:
- ACC - Accessible
 - AV - Audio-Video
 - BOH - Back of House
 - FEC - Family Entertainment Centre
 - HR - Human Resources
 - IT - Information Technology
 - IDF - Intermediate Distribution Framework
 - LV - Low Voltage
 - MDF - Main Distribution Framework
 - MQE - Magic Quest Encounter theme booth
 - WP - Water Park

MEP equipment not shown

C01	Planning Amendment Issue	08.02.23	VM	AJ
P06	S2 - Planning Addendum Issue	10.12.21	NG	AJ
P04	S2 - Planning draft issued for Information	07.12.21	NG	AJ
P03	Planning Issue	08.11.19	LGO	AJ
P02	Preliminary Planning Issue	30.10.19	LGO	AJ
P01	Preliminary Planning Issue	25.10.19	LGO	CT

No.	Revision	Date	Initial	Chk'd
-----	----------	------	---------	-------

EPR ARCHITECTS
+44 20 7312 7600
www.epr.co.uk

Proposed Great Wolf Lodge - Chesterton, Bicester, Oxfordshire
EPR Project No 10875

Proposed Roof Plan Part 11

Scale @A1	Purpose of Issue	Status code	Revision
As indicated	Published	A4	C01

Project Code	Originator	Zone	Level	Type	Rate	Class	Number
10875	EPR	00	RF	DR	A	TP	0356