
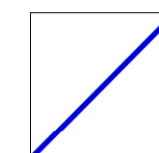
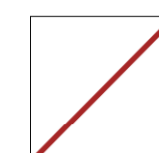
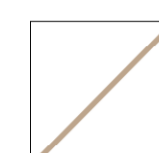
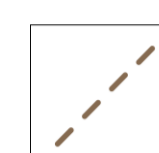
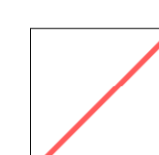
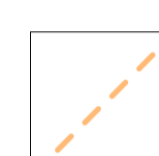
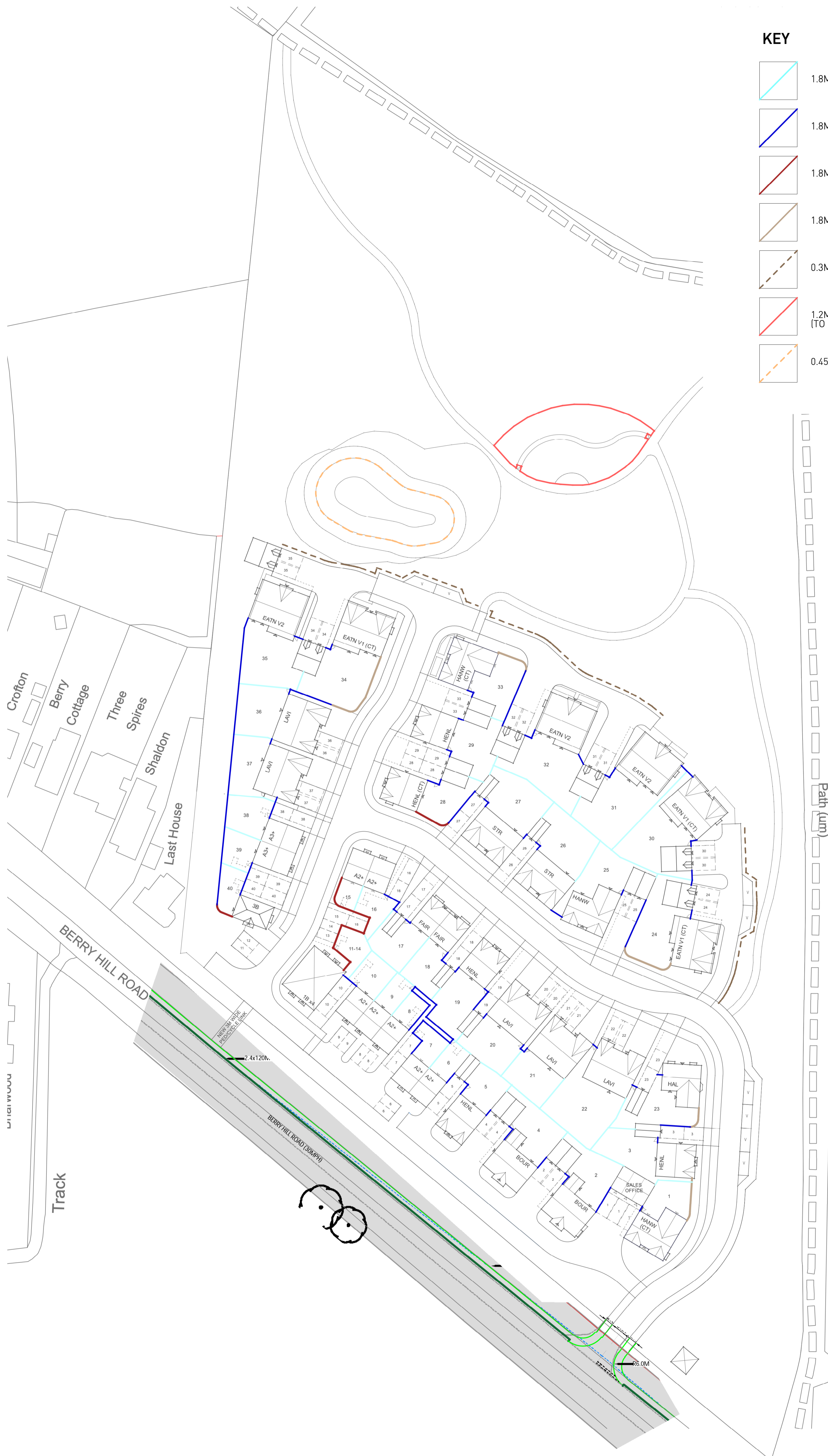


**KEY**

-  1.8M HIGH TIMBER FENCE
-  1.8M HIGH CLOSE BOARD FENCE
-  1.8M HIGH BRICK WALL
-  1.8M HIGH STONE WALL
-  0.3M HIGH TIMBER KNEE RAIL
-  1.2M HIGH BOW TOP RAILINGS (TO INCLUDE ENTRANCE GATES)
-  0.45M HIGH TIMBER KNEE RAIL



Copyright © Pegasus Planning & Design Ltd. All rights reserved. Pegasus Planning & Design Ltd. is a registered company in England and Wales. No. 10000000. Pegasus Planning & Design Ltd. is a registered company in England and Wales. No. 10000000. Pegasus Planning & Design Ltd. is a registered company in England and Wales. No. 10000000.



**BERRY HILL ROAD, ADDERBURY - BOUNDARY TREATMENTS PLAN**

