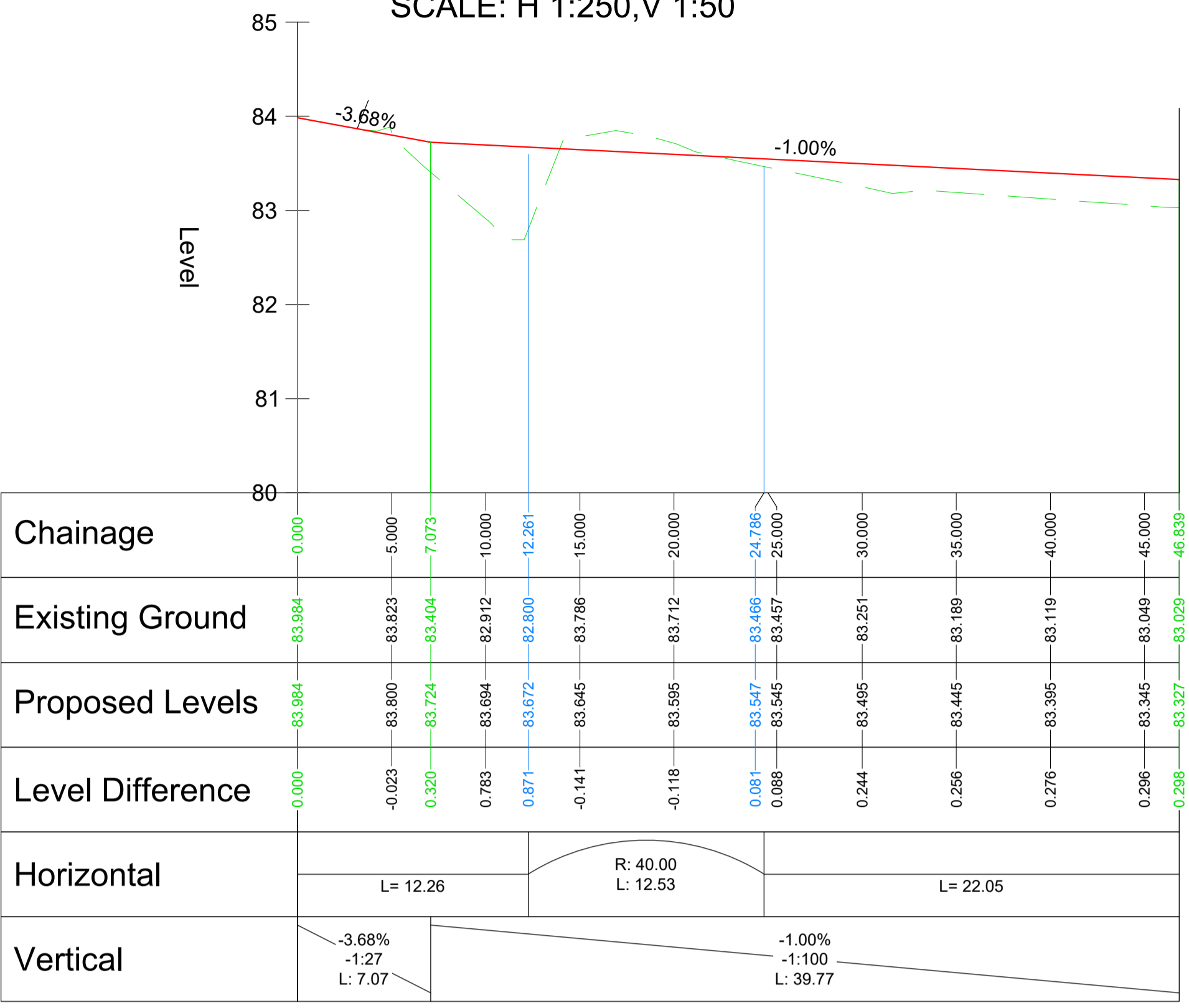
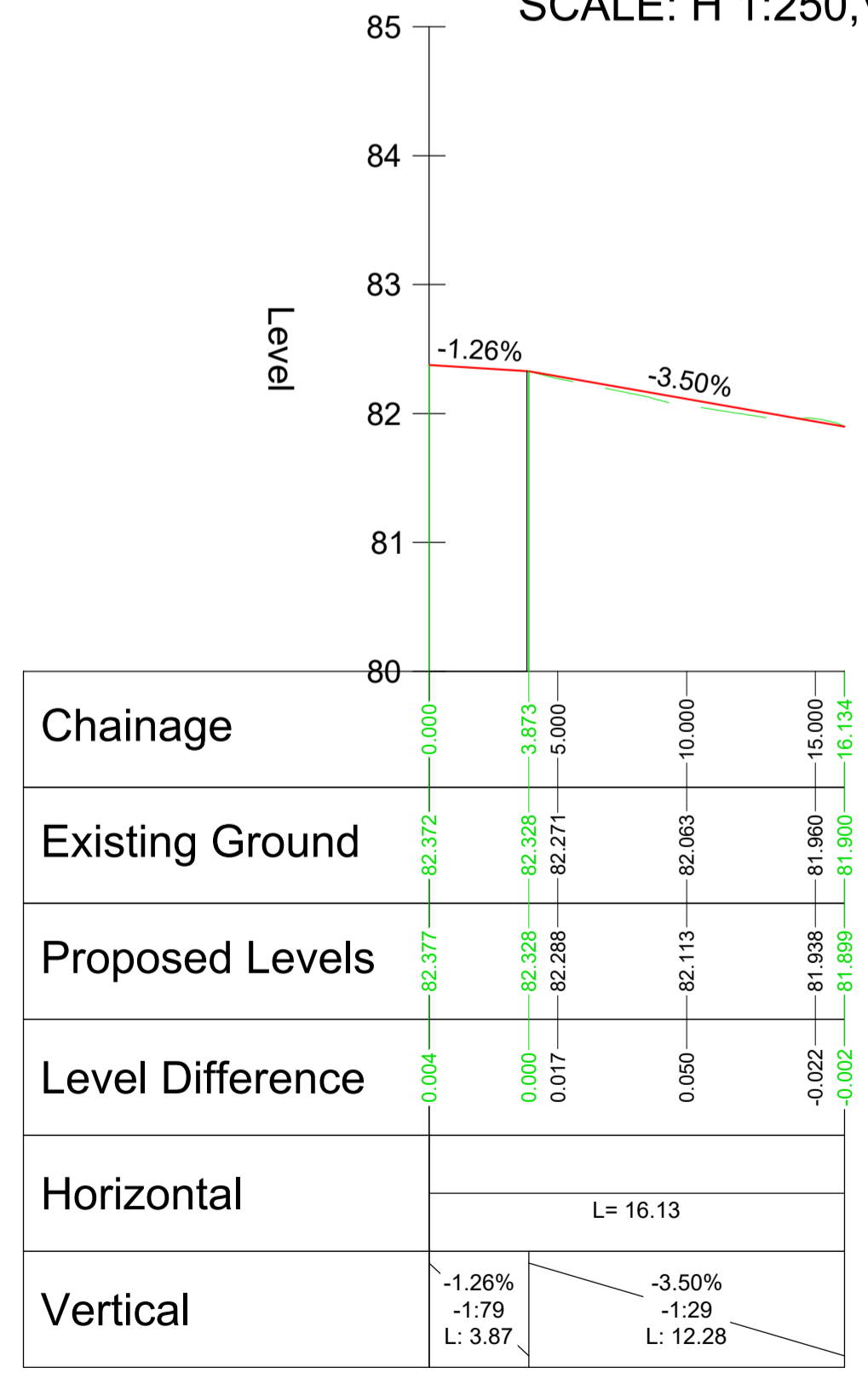


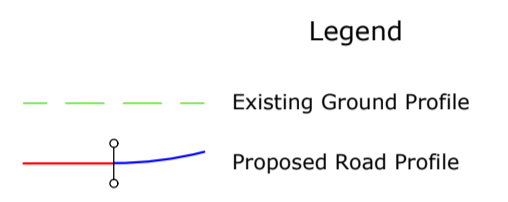
ALIGNMENT - MAIN SITE ACCESS - MC10 - LONGSECTION
SCALE: H 1:250,V 1:50



ALIGNMENT - SERVICE ACCESS MC50 - LONGSECTION
SCALE: H 1:250,V 1:50



- Notes**
1. Do not scale.
 2. All levels and dimensions are to be checked on site before any work commences. All dimensions are in metres unless stated otherwise.
 3. Any discrepancies should be reported to the engineer immediately, so that clarification can be sought prior to the commencement of works.
 4. For longitudinal section location refer to drawing 2109087-5278-01-0310.



A	First Issue				
	Revision Notes:	Dm	RS	MM	11/03/2022
		App	Date		

FOR APPROVAL
NOT FOR CONSTRUCTION

84 North Street Guildford Surrey GU1 4AU
9 Greyfriars Road Reading Berkshire RG1 1NU
Golden Cross House 8 Duncannon Street London WC2N 4JF

01483 531300 0118 206 2930 020 7031 8141

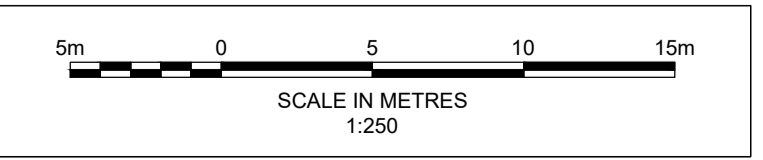
www.motion.co.uk

Client:
Great Lakes UK Ltd

Project:
Great Wolf Lodge, Bicester

Title:
**S278 Highways Works
Site Access / A4095 Highway Improvements
Proposed Longitudinal Sections - 2 of 2**

Scale: AS SHOWN	Size: A1	Project No: 2109087
Drawing:	Revision:	
2109087-S278-1-0322	A	



C:\Users\Richard\Shrey\motion\Barr\Site - lps\2109087\Drawings\5278\1-0322 [Proposed Longitudinal Section].dwg