


KEY



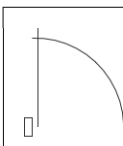
ACCESS TO DWELLINGS



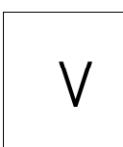
DENOTES LOCATION OF AFFORDABLE RENTED DWELLINGS



DENOTES LOCATION OF AFFORDABLE SHARED OWNERSHIP DWELLINGS



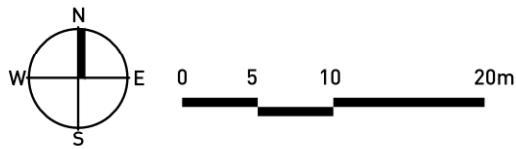
GARDEN GATE ACCESS



VISITOR PARKING LOCATION



PROVISION FOR PV - DETAIL DESIGN TO BE CONFIRMED



BERRY HILL ROAD, ADDERBURY - SITE LAYOUT

