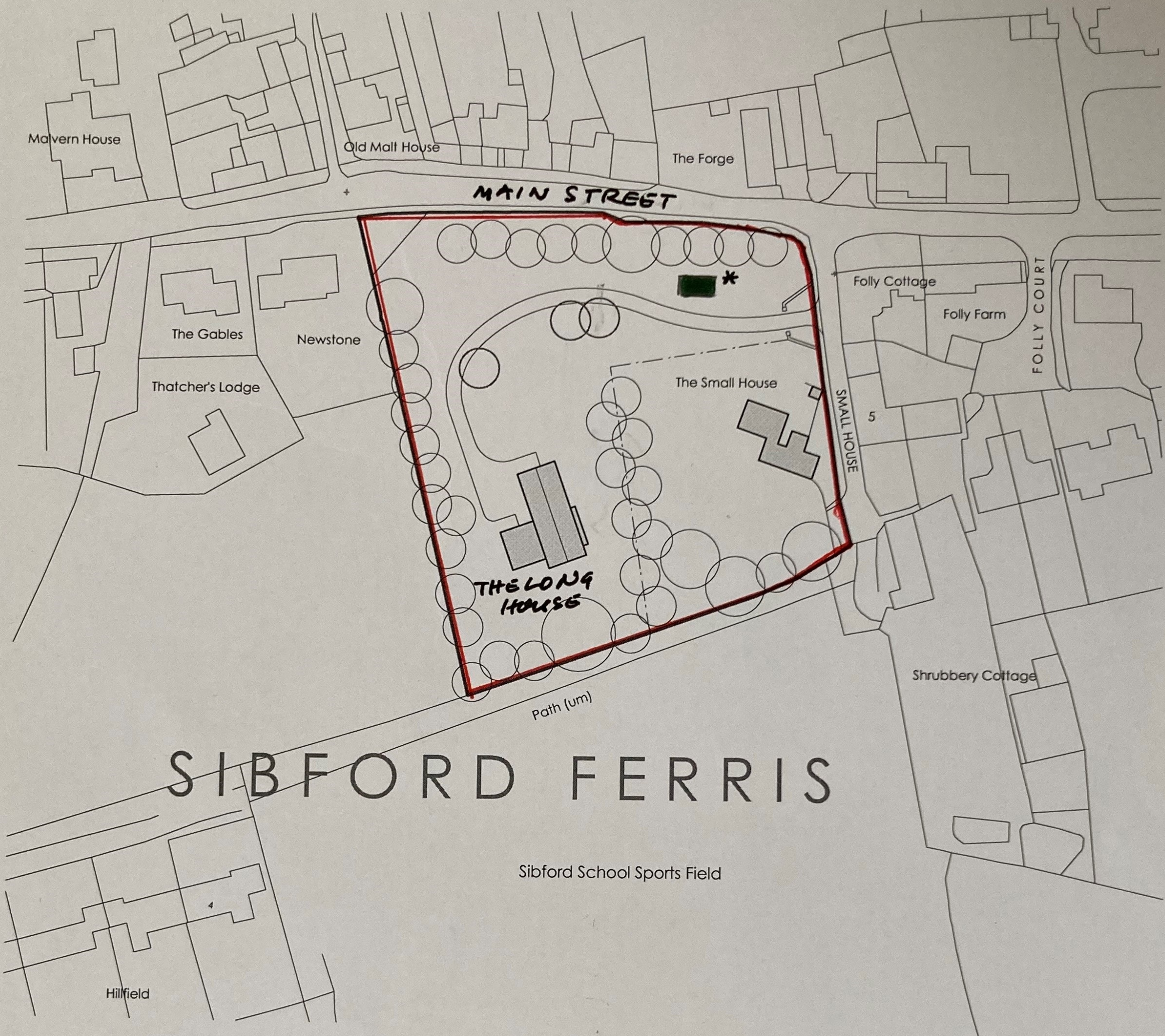



TLH1



Mapping contents (c) Crown copyright and database rights 2014 Ordnance Survey 100035207


* Proposed location of
solar panels.



10m 25m 50m

The Coach House
3a New Street, Shipston-on-Stour
Warwickshire, CV36 4EW
01608 661000

studio@hsarchitects.co.uk



Client

Mr + Mrs J. Thompson

Date

Oct 2014

Job

LONG
The ~~Small~~ House, Sibford Ferris

Scale

1:1250 @ A4

Drawn

SH

Drawing Title

Proposed Site Plan

Job Number

14/062

Drawing Number

02