

LAND OFF BERRY HILL ROAD, ADDERBURY, BANBURY

SOFT LANDSCAPE MANAGEMENT AND MAINTENANCE PLAN



Written by:	SR
Checked by:	JC
Date:	16/03/2022
Ref:	HAY23648 Man
Revision:	A

Contents

1.0 Objectives	1
2.0 Background Information	2
3.0 Preliminaries	3
4.0 General Maintenance	4
5.0 Existing Trees and Vegetation	6
6.0 Amenity Grass (Turf)	8
7.0 Wildflower Grassland	9
8.0 Shrub and Tree Planting	10
9.0 Hedgerows	13
10.0 Native Thicket and Woodland Planting	14
11.0 Play Equipment	16
12.0 Maintenance Schedules	18
Appendix 1:	21
	22

Revision	Date	Details	Revised
A	30.08.2022	Layout revisions and LPA comments	SR

1.0 Objectives

- 1.1. To ensure the successful planting operations, establishment, and continued healthy growth through to maturity of the trees, shrubs, and grass.
- 1.2. To achieve a clean, tidy condition and appearance of all external areas.
- 1.3. To ensure that the development provides biodiversity enhancements.
- 1.4. To provide a safe site with a high level of amenity that promotes health and wellbeing of its site users.
- 1.5. To visually mitigate landscape and visual impacts and integrate the development with its surroundings.
- 1.6. To provide a 15 year management regime.

2.0 Background Information

2.1. ACD Environmental was commissioned in 2022 to prepare the following documentation:

- Soft Landscape Proposals ref: HAY23648-11A Sheet 1-3
- Soft Landscape Specification ref: HAY23648 spec A
- LAP Proposals ref: HAY23648-20B

2.2. The controlling authority is Cherwell District Council, which should be consulted on any matters relating to existing trees and the approved ACD detailed landscape proposals for the project.

Cherwell District Council

Bodicote House

White Post Road

Bodicote

Banbury

OX15 4AA

3.0 Preliminaries

- 3.1. Failures of Plants (Pre-practical Completion): The Contractor entirely at his own cost shall replace any trees, shrubs, or other plants other than those found to be missing or maliciously damaged.
- 3.2. Malicious Damage or Theft before Practical Completion: The Contractor at his own expense shall make all loss or damage arising from theft or malicious damage before practical completion of the entire project good.
- 3.3. Post Practical Completion: The Contractor will carry out the maintenance of trees, shrubs, and grasslands after the date of practical completion until the responsibility is transferred to the new owners or by the appointed Management Company.
- 3.4. Replacement of plants shall take place as many times as is necessary to maintain a complete cover of plants and to maintain the scheme as designed by the Architect, and within the correct season for the type of plant, tree, shrub, and grassland mix.

4.0 General Maintenance

- 4.1. Following installation and after transfer the landscape shall be the responsibility of and maintained in perpetuity by:
- Domestic Owners,
 - Hayfield Homes and their appointed Management Companies (should these be contracted out),
 - Oxfordshire County Council Highways.
- 4.2. The agreement for which shall be set up by the Developer, who shall confirm in writing to the Principal Planning Officer of Cherwell District Council when the maintenance agreement is completed and is operative.
- 4.3. Refer to ACD drawing HAY23648-50A Landscape Maintenance Plan for an overview of the responsible parties for the landscaped areas.
- 4.4. The Developer shall ensure that any landscape contractor employed by the developer shall carry out the periodic maintenance of all planted areas, other than any areas for which the appointed Management Company becomes responsible during the said Maintenance Period. Inspection checks shall be carried out at monthly intervals and the appropriate work carried out. This shall be for a minimum of 18 months.
- 4.5. The Developer shall ensure that any landscape contractor employed by the developer shall carry out in all areas any shrub, tree, grass, and other plants replacements that may be necessary until the transfer of responsibility to the Management Company.

- 4.6. The Management Company shall be responsible for all periodic maintenance and replacement thereafter for all planted areas to which its management agreement relates, and shall ensure that any landscape contractor employed by it carries out periodic maintenance of all such areas following the general horticultural schedules below. Either inspection checks shall be carried out by a competent person, a member of the British Association of Landscape Industries (BALI) or the Landscape Institute (LI), acting for the Management Company, at minimum monthly intervals and the appropriate work carried out.
- 4.7. No existing trees, shrubs, or grass shall be removed or cut without specific instructions from the Contract Administrator and written agreement of the Local Planning Authority Tree Officer. Existing trees are to be retained, protected, and undisturbed throughout the contract.
- 4.8. Any vandalism (including graffiti) which occurs is to be reported to the Local Planning Authority and remedied or replaced as appropriate by the appointed contractor as soon as possible.
- 4.9. Regular safety checks shall be undertaken of street furniture including boundary treatments, lighting, fences and cycle racks so that they remain in a safe and useable condition, fit for purpose.
- 4.10. The development shall be maintained to be clean and free of litter.
- 4.11. A qualified ecologist must be consulted prior to the maintenance of various habitat types proposed within the landscape scheme. This is to ensure compliance with appropriate legislation, including legislation regarding nesting birds.
- 4.12. Health and safety should be taken into account during all aspects of landscape management. Risk assessments should be followed when carrying out works on site.

5.0 Existing Trees and Vegetation

- 5.1. All works should be undertaken following the British Standard BS3998:2010 Tree Work Recommendations, by recognised tree contracting companies from the Arboricultural Association's list of registered contractors. Proof of experience and insurance providers will be required. All work shall be undertaken at the appropriate time and with the consent of the Management Company and Local Planning Authority if necessary.
- 5.2. All operations should be carried out sensitively, taking care not to unnecessarily damage the trees that are being worked on or any other neighbouring vegetation. The practice of natural target pruning should be used to ensure that branches are not cut "flush" with the stem, and conversely, a "stub" is not left proud, as in both scenarios it is not possible for the tree to adequately react to the wounding and may lead to an area of decay developing.
- 5.3. All trees on site should be visually checked annually. These checks should be staggered so that the trees are inspected at different times in the year. If any tree displays signs of decline, distress or damage then a competent person should be instructed to carry out a tree inspection where necessary. A comprehensive inspection of all the trees on site should be carried out by a competent person at a maximum interval of every three years.
- 5.4. All arisings from any work carried out, including leaf material, branches, wood chip, and timber should be removed from the site, unless otherwise specified. The work site should be left clean and tidy as instructed.
- 5.5. If large branches or entire trees need to be dismantled it is recommended that a rigging system be used where possible to reduce the risk of damage to surrounding structures and also to reduce ground compaction and deterioration during works. It is preferable if contactors are certificated with NPTC Unit CS41 Dismantling and Rigging.

- 5.6. Heavy Ivy infestation is not recommended in development situations, where wind risk may be a concern. The form of the tree can also be affected and it is therefore proposed to remove any dense infestation of Ivy if evident or to simply sever any ivy stems at the base of the tree during the maintenance period.

6.0 Amenity Grass (Turf)

- 6.1. Grass shall be cut during the growing season (generally April-October) using a sharp cutter to leave about 30-35mm of growth and remove arisings from the site.
- 6.2. Grass will be cut at intervals of not more than 10-14 days depending on growing conditions. Arisings shall be collected and removed from the site. A dressing of prepared fine fishmeal shall be applied at the rate of 60gms/m squared after the second mowing and the arisings of the cut following are to be allowed to fly.
- 6.3. The sward shall be maintained weed-free by an annual application of a selective weed-killer or other equal and approved as necessary. This is to be used by an appropriately trained and qualified individual.
- 6.4. Grasses edges to planted areas to be trimmed to maintain a clear smooth edge to planted beds; strim edges elsewhere but not against trees; spike annually in October.
- 6.5. Should bare patches of grass develop, the area is to be cultivated to 150mm and then seeded with amenity grass seed. To be cross-sown in two directions at right angles to each other, (half the seed is used in each direction) at the rate of 35 gm per square meter and the ground lightly raked over on a still dry day when the top 25mm of soil is dry. Use 'A22 Low maintenance' mix as supplied by Germinal Seeds Ltd, or similar and approved by Local Planning Authority. Germinal Seeds Ltd tel: 01522 868714.

General

- 6.6. Grassed areas beyond the boundaries of domestic ownership will be maintained in perpetuity by the Management Company/ies.
- 6.7. This management plan should be made available to the new owners to help outline the principles of the retained habitats and encourage the future management of these areas in perpetuity.

7.0 Wildflower Grassland

- 7.1. All wildflower grassed areas shall be maintained by the appointed Management Company.
- 7.2. Following the autumn sowing, the wildflower grassland is to be cut in March to 4-7cm if there is sufficient material. It is then to be cut to 4-7cm in early May and to 4cm in September (following flowering).
- 7.3. During the following years, the wildflower grassland is to be cut to 4-7cm in March/April (to remove excess grass) and to 4cm in September/October (following flowering).
- 7.4. All arisings are to be removed from the site.
- 7.5. Any hollows which appear shall be filled in with topsoil and allowed to re-seed naturally.

Tussocky Grassland

- 7.6. During the first year of management weeds will need to be managed within the tussocky grassland. This can be achieved by regular mowing to 40-60mm throughout the first growing season.
- 7.7. Once established the grassland will require little maintenance. Unwanted weeds may be treated by occasional spot treatment with a herbicide.
- 7.8. To control scrub and bramble development, tussocky areas may need cutting every 2-3 years between October and February on a rotational basis.

8.0 Shrub and Tree Planting

- 8.1. The Management Company/ies will maintain all shrubs and trees beyond the boundaries of domestic ownership in perpetuity and the Local Planning Authority will be responsible for areas proposed for adoption.
- 8.2. Formative tree pruning is to be undertaken until a permanent structurally sound scaffold system of branches typical of the species and appropriate to the site circumstances is produced.
- 8.3. Post-planting management and maintenance of trees shall be following BS8545:2014 section 11 Trees: from nursery to independence in the landscape-recommendations.
- 8.4. A formal assessment of young tree health and development shall be undertaken annually. This assessment shall include foliar appearance, leaf size and leaf canopy density, extension growth, and incremental girth development. Trees shall also be assessed continually throughout the year on an ad hoc basis. Wherever practicable the performance of young trees shall be assessed by testing leaf fluorescence and leaf chlorophyll content.
- 8.5. The density of planting will require that all weeding is carried out by hand, using the appropriate tools. All resultant material should be removed from the site.
- 8.6. The Management Company is responsible for litter picking in those areas that it manages.
- 8.7. All plants shall be inspected monthly for wind firmness and firmed as necessary at the same time. Stakes shall likewise be checked for firmness and all tree and plant ties inspected and made good if required.
- 8.8. All stakes and ties shall be removed as soon as the developing root system is strong enough to support the tree, this is usually after two full growing seasons.

- 8.9. All grilles, grids, guards, and other protective furniture shall be inspected annually and removed as soon as it is no longer needed to protect the tree or where it is causing damage to the tree.
- 8.10. The soil around newly planted trees shall be regularly inspected for soil capping or compaction and remedial action is taken if needed.
- 8.11. All trees shall be checked regularly for mammal, human, or other external damage, and remedial action is taken where necessary.
- 8.12. Minor pruning of dead or damaged wood shall be carried out annually. All wounds must not be treated with a sealant as per BS3998:2010 Tree Works Recommendations. On substantial trees, the Local Planning Authorities Tree Officer must be consulted for any necessary approvals.
- 8.13. Watering: All plants are to be well watered immediately after planting operations. To be wet to the full depth of topsoil or wet to field capacity using either potable mains water, recycled or treated greywater. If there is any surface compaction the soil is to be loosened to direct water to the root zone, taking care not to damage or loosen plants. Watering operations are to be undertaken as many times as necessary to ensure the continued thriving of all planting materials. Any failures due to drought shall be replaced by the Management Company/ies at their own cost.
- 8.14. Water restrictions: If the water supply is, or is likely to be, restricted by emergency legislation, submit proposals for an alternative suitable source of water. Obtain instructions before proceeding.
- 8.15. All planted areas shall be given an application of an approved top dressing at the rate of 40g/m² in May. This should be in the slow-release form e.g. Enmag or similar. This should be worked lightly into the soil, without disturbing the roots, before the bark mulch is re-spread. Unless specific nutritional deficiencies are identified, no fertiliser shall be applied to newly planted trees in the first season. If visual inspection points to nutrient deficiency further investigation of causes will be necessary. Remedial action may include additional fertiliser application, pH testing, assessment of organic content, and levels of compaction.

- 8.16. Shrubs shall be maintained in a balanced shape and shall be annually pruned to allow for this. Any growth which will obscure windows, signs, or sight-lines shall be removed. Once established, any support canes shall be removed from the shrubs. Trailing and climbing material shall be assisted in its growth by securing growing leaders where necessary.
- 8.17. Groundcover planting species have been specified so as not to exceed 600mm in height. However, should planting exceed expectations, this should be carefully cut down to below 600mm in height to avoid interference with visibility.
- 8.18. The bark mulch should be maintained at an even spread, 75mm deep, of consistent thickness, to ensure that it is effective as a weed suppressant and moisture conserver. Following any maintenance operations and on a bi-annual basis, the mulch shall be supplemented to allow for any material which may have been lost.
- 8.19. No plant substitutions to be made without the prior written agreement of the Local Authority Landscape Section.
- 8.20. Flowering and fruiting times of the shrubs and trees have been taken into account to ensure maximum amenity and a food source for wildlife.

Pests and Diseases

- 8.21. To reduce the risk of pests and diseases, new plants shall be carefully monitored post installation.
- 8.22. Species shall be chosen for their suitability to the location, including aspect, exposure levels and soil conditions.
- 8.23. Should any pests or diseases become apparent, the plant should be isolated where possible to avoid spreading.
- 8.24. Site shall retain a level of cleanliness suitable, any cleaning shall be undertaken by the appointed Management Company.

9.0 Hedgerows

- 9.1. Hedge maintenance operations are to be carried out in line with general principles as outlined in the previous section, including clauses detailing litter removal, weeding, trimming, removal of dead plants, and reinstatement of plant materials.
- 9.2. Around free standing hedges a 3 strand galvanised wire and tanalised softwood timber post fence, to BS1722 Part 3:1986 Fences, specification for strained wire fences, is to be erected to run through the centre of the proposed hedgerow. This is to prevent access through the site by pedestrians until the hedges are fully established. After five years, the hedges have been fully established. The temporary fences are to be removed from the site.
- 9.3. Trimming of rapidly/readily established hedges: Hedges are to have lateral branches moderately trimmed with the hedge allowed to reach planned height as rapidly as possible. Once at the desired height then the tops of the hedge can be trimmed as necessary to maintain a dense formal hedge.
- 9.4. Trimming of slowly establishing hedges: Hedges are to be trimmed to a minimum until the hedge is close to the desired height. This is to enable the plants to put on as much growth as possible. The hedgerow will then 'fill out' naturally. Pruning operations are to be undertaken in August or September.
- 9.5. Hedge Heights: Hedges to be maintained in a neatly clipped form to a maximum height of 1m.

10.0 Native Thicket and Woodland Planting

- 10.1. All works should be undertaken in accordance with the British Standard BS3998:2010 Tree Work recommendations by recognised Tree Contracting Companies from the Arboricultural Association's list of Registered Contractors. Proof of experience and insurance provision will be required. All work shall be undertaken at the appropriate time and with the consent of the Management Company.
- 10.2. All operations shall be carefully carried out to avoid damage to the trees being treated, or neighbouring trees. No trees to be retained shall be used for anchorage or winching purposes.
- 10.3. The trees should be checked annually for signs of deterioration or distress and the appropriate actions taken, where a potential safety hazard is identified.
- 10.4. All diseased wood, prunings and rubbish should be removed from site and the site left clean and tidy.
- 10.5. Heavy branches should be removed in sections and undercut to avoid tearing the bark, thereafter to be lowered by slings. No branch stumps should be left and no cuts should be sealed with fungicidal sealant. No cuts should be capable of holding water.
- 10.6. Branches can then be used to top up or create log piles to enhance biodiversity.
- 10.7. Plant supports and tubes are to be maintained, until the planting has established.
- 10.8. Plant replacement operations are to be undertaken in the next available planting season, as required. It is not required that each individual tree is to be replaced as some species may die off due to shading and spacing. The overall design objective for the tree belt is to produce an established woodland to increase the visual buffer and provide additional habitat to the site.

Operations to be undertaken once the planting has established

- 10.9. Thinning operations are to be undertaken as required in order to establish a diversity in the woodland stock. This is to be undertaken in Winter and are to be undertaken on a rotation basis.
- 10.10. Rabbit fencing is to be removed once woodland has established between 5 and 10 years post planting.
- 10.11. All other operations are to be undertaken in line with Section 5.0 Existing Trees and Vegetation once the woodland has established.

11.0 Play Equipment

- 11.1. Routine visual inspections are to be undertaken weekly, by a competent person. Inspections are to be recorded which includes details of any vandalism, use of the facility, and weather conditions.
- 11.2. Any litter that is present during the routine visual inspections, is to be removed from the facility immediately. Any vandalism is to be reported to the local planning authority and if any equipment is deemed unsafe due to an incident of vandalism this is to be rectified immediately or the facility closed until the equipment can be made good. During the routine visual inspections the following operations are also to be undertaken:
- Remove any objects which do not belong in the playground. This is to include cleaning of the surface and litter.
 - Inspect for missing or broken parts and if necessary, lubricate or replace components.
 - Inspect frames, structures, and joints and retighten as necessary.
 - Inspect moving or wearing parts, nets, and ropes and repair and replace as necessary.
- 11.3. Operational inspections for the operation, stability and wear of equipment and surface are to be conducted every three months. Any repair is to be reported to the Appointed Management Company. Any repair works are to be undertaken as a matter of urgency to maintain the safe, functionality of the play facility.

11.4. An annual inspection is to be undertaken which consists of a technical check of equipment or features for long-term wear. This could be undertaken by an independent specialist or qualified engineer. Any equipment which is deemed unsafe due to long-term wear is to be replaced or made good as a matter of urgency to maintain the safe, functionality of the play facility. During the annual inspection the following operations are also to be undertaken:

- Inspection of the support structures and foundations for rust or rot, take appropriate action when necessary.
- Inspect painted wood components, plywood, and metal parts and apply a new finish in line with the manufacturer's recommendations and with BS EN1176 Playground Equipment and Surfacing, where necessary.
- Play area shall be annually inspected by a RoSPA approved (RPII) inspector.

12.0 Maintenance Schedules

Every week

- All plants shall be watered following 10 days without rain. Then weekly until natural rainfall during June – August.
- Routine visual inspection of play equipment, with operations, conducted to ensure that safe use of the facility is maintained.

Every two weeks

- Amenity Grass to be cut every 10-14 days
- There should be a minimum fortnightly litter pick over the entire site within areas covered by the Management Company/ies.

Every month

- Weed control shall be allowed at monthly intervals. All areas to be weeded by hand.
- All plants shall be inspected monthly for wind firmness and firmed as necessary at the same time. Stakes shall likewise be checked for firmness and tree ties checked.

Every three months

- Operational inspection of play equipment, with operations, conducted to ensure that safe use of the facility is maintained.

Every six months

- The bark mulch should be topped up bi-annually
- Grass cutting to Wildflower areas – cut in line with the guidance given in section 7.0
- Hedges to be managed – cut in line with the guidance given in section 9.0
- After two years tree stakes and ties are usually ready to be removed.

Annual

- Replacement of any failed trees or shrubs will be allowed annually to ensure that the planting areas are fully stocked at all times.
- Any hollows which appear due to the settlement shall be top dressed annually, early in the growing season.
- Minor pruning of dead or damaged wood shall be allowed annually.
- All planted areas and trees shall be given an application of an approved top dressing in May. Not in Wildflower areas.
- Shrubs shall be maintained in a balanced shape and prevented from obscuring signs, windows, and encroaching on paths.
- Check for invasive species as mentioned earlier and remove them from the site.
- Undertake a formal assessment of young tree health and development.
- Tree grilles, grids, and guards shall be inspected and if necessary removed.
- An annual inspection of play equipment by a RoSPA approved (RPII) inspector, with operations conducted to ensure that safe use of the facility is maintained.

Every 5 Years

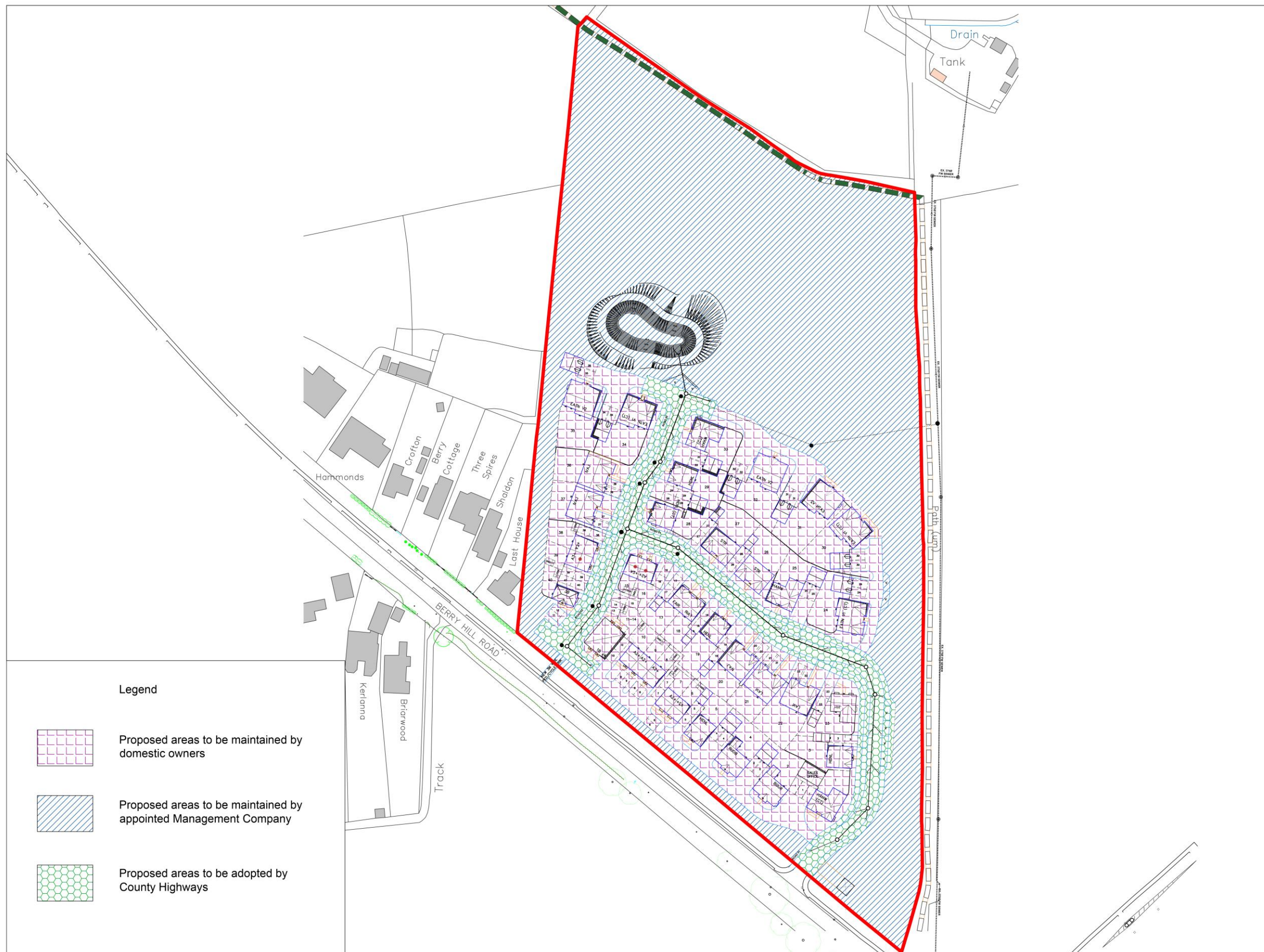
- A suitably qualified person employed by the Management Company to undertake a review of the condition, success, and long-term maintenance of the planting.

Any amendments to the landscape management plan required to ensure a good planting scheme should be submitted to the LPA for approval. The LPA may draw the managing company's attention to defects in the maintenance or failure to comply with the landscape management plan and require that the Management Company rectify these defects or apply for a variation to the landscape management plan.

LIMITATIONS OF USE AND COPYRIGHT

All rights in this report are reserved. No part of it may be reproduced or transmitted, in any form or by any means, electronic, mechanical, photocopying, recording or otherwise, or stored in any retrieval system of any nature, without our written permission. Its content and format are for the exclusive use of the addressee in dealing with this project only. Until all invoices rendered by ACD Environmental Ltd to the Client have been paid in full, the copyright of any documents, forms, statements, maps, plans and other such material will remain vested in ACD Environmental and no unauthorised use of such material may be made by the Client or any person purporting to be acting on his/her behalf. It may not be sold, lent, hired out or divulged to any third party not directly involved in this site without the written consent of ACD Environmental Ltd ©

Appendix 1:



NOTES:
DO NOT SCALE FROM DRAWING
NOT FOR CONSTRUCTION. FOR PLANNING
PURPOSES ONLY



Rev	Date	Details	Drawn
A	30.08.22	Layout revision	SR



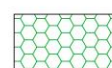
ACD ENVIRONMENTAL
 HEAD OFFICE
 Rodbourne Rail Business Centre, Orange Lane,
 Malmesbury, SN16 0ES
 Tel: 01666 825646
 4 & 5 The Old Mill, Fry's Yard, Bridge Street,
 Godalming, GU7 1HP
 Tel: 01483 425714
 Suite 6, Crescent House, Yonge Close,
 Eastleigh, SO50 9SX
 Tel: 02382 026500
 email: mail@acdenv.co.uk
 www.acdenvironmental.co.uk



scheme: Land off Berry Hill Road,
 Adderbury, Banbury
 client: Hayfield Homes
 drawing: Landscape Management
 Plan
 date: March 2022
 scale: NTS@A1
 drawing no: HAY23648-50A
 drawn: SR checked: JC

Copyright of ACD Environmental Ltd. All rights reserved in
 Chapter IV of the Copyright, Designs and Patents Act 1988
 have been generally asserted 2011. Copyright of this plan
 remains with ACD until all fees have been paid in full.

Legend

-  Proposed areas to be maintained by domestic owners
-  Proposed areas to be maintained by appointed Management Company
-  Proposed areas to be adopted by County Highways



Head Office

Rodbourne Rail Business Centre
Grange Lane
Malmesbury
SN16 0ES
Tel: 01666 825646

Surrey Office

The Old Mill, Fry's Yard
Bridge Street
Godalming
GU7 1HP
Tel: 01483 425714

Hampshire Office

Crescent House
Yonge Close
Eastleigh
SO50 9SX
Tel: 02382 026300

Email: mail@acdenv.co.uk

Website: www.acdenvironmental.co.uk

**ECOLOGICAL SURVEYS * PROTECTED SPECIES LICENSING * MITIGATION * IMPACT ASSESSMENT *
ARBORICULTURAL SITE MONITORING AND SUPERVISION * ARCHAEOLOGY
LANDSCAPE & VISUAL IMPACT ASSESSMENT * LANDSCAPE AUDIT * PROJECT MANAGEMENT *
EXPERT WITNESS* LANDSCAPE DESIGN & PLANNING LANDSCAPE MANAGEMENT**