


INSET A



KEY - PLAY AREA



POS soft landscape proposals

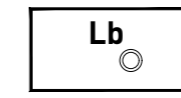
Refer to the latest revisions of Pegasus Landscape Design drawings: P21-2662_100-106 for further details.

PLAY AREA SCHEDULE



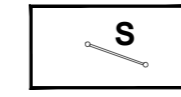
Bench seating

Ref: BX17 4001T 'Roslin Bench' steel framed timber slat version, as supplied by Broxap or similar approved. Bench to be installed with submerged fixing set in concrete footings to manufacturers specification.



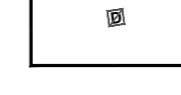
Litter bin

Ref: BX17 4030 'Okehampton Redwood' 120L timber litter bin, as supplied by Broxap or similar approved.




Play area signage

Possible location for play area signage. Sign to be to the adopters specification and design, supplied and erected stating that the play area is a 'Dog Free' zone and any other information required. Exact wording to be agreed with the Local Planning Authority.



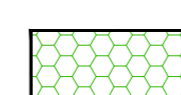
'No Dog' Paving Slab

Paving slabs set into the footpath to specify 'no dogs' to the play space. Slabs ref: 6120-186 available from Paragon or similar approved.



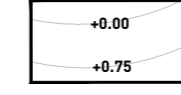
Tarmacadam surfaced footpath

Tarmacadam surface with pcc edging



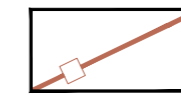
Rubber mulch safety surfacing

Rubber Mulch surfacing. Tiger mulch safety surface, colour: autumn. Supplied by Tiger Mulch or similar approved.



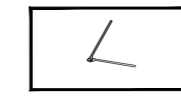
Proposed ground contouring

Topsoil shall be spread evenly over the formation levels in layers not exceeding 150mm to a depth of 150mm for grass. All slopes shall be graded with a rigid blade grader and consolidated to proposed levels. The gradient of the slopes shall be smooth-flowing and no steeper than 1:3 (unless where the embankment slide is installed as this will be at a steeper gradient). All slopes shall marry with all existing levels. All mounds to be laid with premium grade turf to aid establishment prior to heavy use.



Play area boundary fence

1.2m high bow top railing system finished in black RAL colour. To be manufactured from mild steel. Fencing in accordance with RoSPA guidelines and BS EN1176.



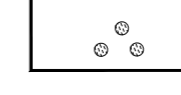
Play area pedestrian gate

1.20m wide pedestrian self closing gate. Gate to open outwards and finished in bright yellow RAL colour to aid partially sighted users.



Maintenance access gate

1.2m high Contour Std bow top double leaf lockable gate, supplied by HERAS UK fencing systems or similar approved. Gate 3.08m wide for maintenance access and finished in black RAL colour. Gate to open inwards away from highway with drop kerb access and locked.



Stepping logs/stumps

Soft wood tree trunk (for informal seating and clambering) to be trimmed and prepared for use by public (removing all bark). Caledonian Mixed Glacial Boulders for informal seating (smooth and rounded with no sharp edges). Supplied by Playdale Ltd or similar approved play manufacturer. Vertical tree trunk posts varying between 200 to 600 cm to be trimmed and prepared for use by public. To be installed within concrete footings (GEN 2). Supplied by an approved play manufacturer.



Play equipment schedule

- 1. Robinia Junior And Toddler Swing (MB00015)**
Robinia Junior And Toddler Swing, supplied by Miracte Design & Play or similar approved play manufacturer.
- 2. Embankment Slide (NR0308)**
Nature Play, Robinia Dynamics, Slide for Slope, 1.2m high supplied by Kompan or similar approved play manufacturer.
- 3. Billy Goat Gruff (M620)**
Freestanding play equipment, Toddler equipment, the Bush on the Hill, supplied by Kompan or similar approved play manufacturer.
- 4. Crawling Pyramid (NR0826)**
Crawling Pyramid, supplied by Kompan or similar approved play manufacturer.
- 5. Toddler Spica (M191)**
Freestanding play equipment, Toddler equipment, Toddler spica, supplied by Kompan or similar approved play manufacturer.
- 6. Chico Timber Spring Seesaw (TB7063)**
Chico Timber Spring Seesaw supplied by Miracte Design & Play or similar approved play manufacturer.

All play equipment and layout proposals to be specified in accordance with the requirements set out under BS EN 1176 and the Disability Discrimination Act. Following the agreement of play equipment and the general arrangement the selected manufacturer's details will be submitted to the local council for approval along with the finalised proposals and accompanying certificates and details.

INSET B



EXAMPLE EQUIPMENT IMAGERY



1. Robinia Junior And Toddler Swing (MB00015)
Play Enrichment: swinging, social,
Age group: 1-12 years



2. Embankment Slide (NR0308)
Play Enrichment: sliding, balancing, social, inclusive
Age group: 3-8 years



3. Billy Goat Gruff (M620)
Play Enrichment: social
Age group: 1-4 years



4. Crawling Pyramid (NR0826)
Play Enrichment: climbing, balancing, social, sensory
Age group: 4-12 years

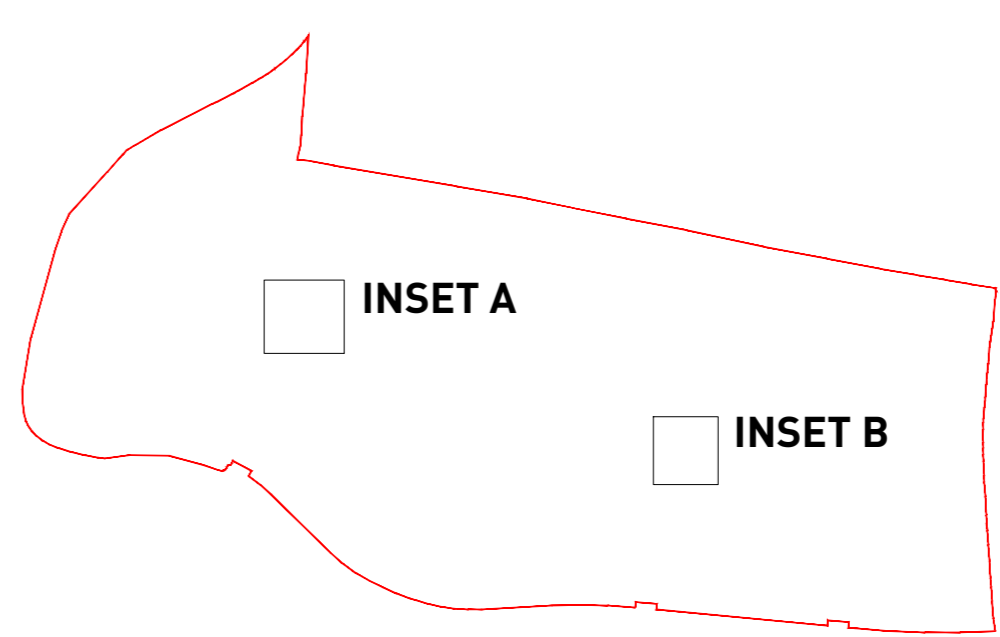
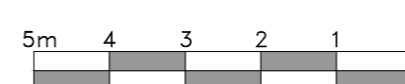


5. Toddler Spica (M191)
Play Enrichment: spinning, pulling, pushing, balancing, climbing, social, sensory
Age group: 1-4 years



6. Chico Timber Spring Seesaw (TB7063)
Play Enrichment: balancing, social
Age group: 3-12 years

SHEET LOCATION PLAN
NTS



B- 11/03/2022 SLJ Updated to latest layout
A- 11/03/2022 SLJ Updated to latest layout & Planning Comments
Revisions:
First Issue- 07/07/2022 JZA



Wykham Park Road,
Banbury
Detailed LAP Proposals

Drawing Ref: **P21-2662_107B**
Client: **Persimmon Homes**

Date : 05/07/2022
Drawn by : JZA
Checked by : JZA
Scale : 1 : 100 @ A1