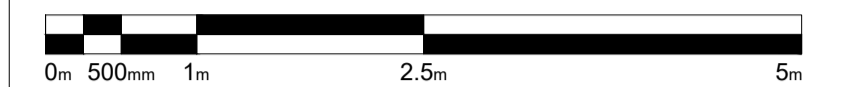
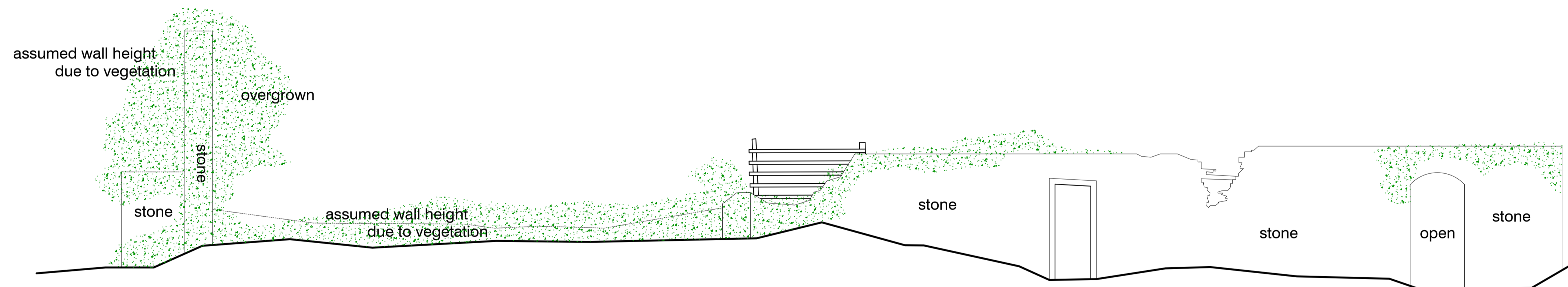


1.0 East Elevation

Scale 1:100 @ A3 / 1:50 @ A1

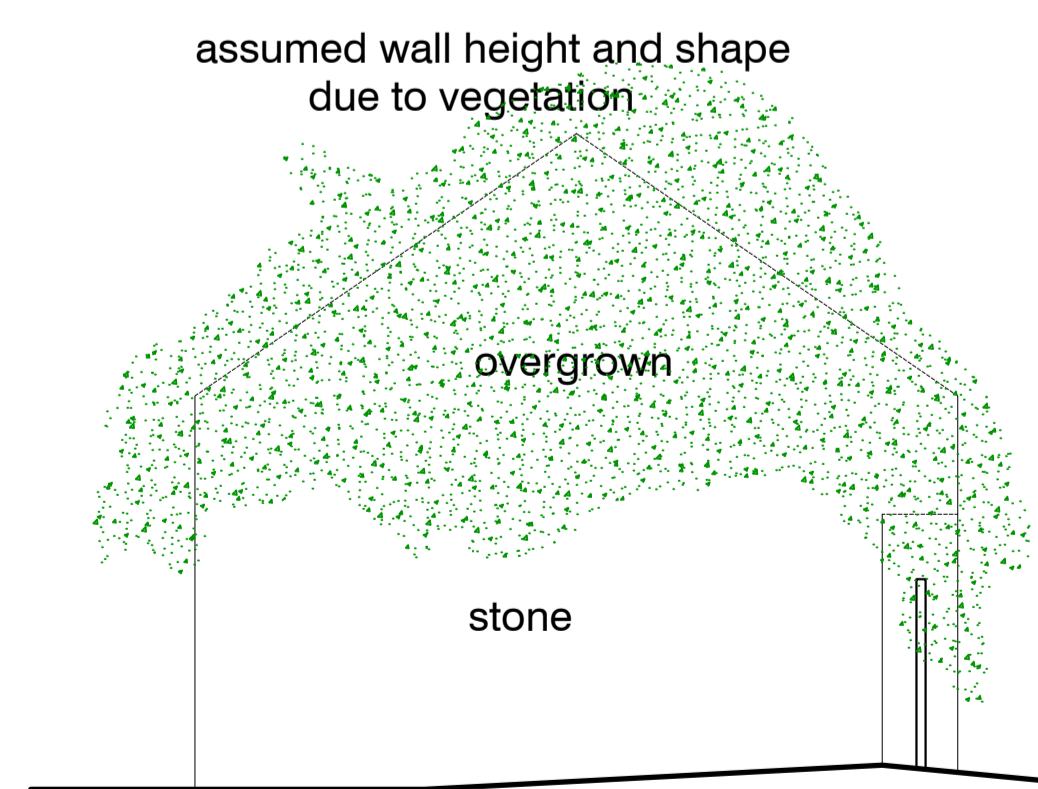


Scale 1:50 @A1 1:100@A3



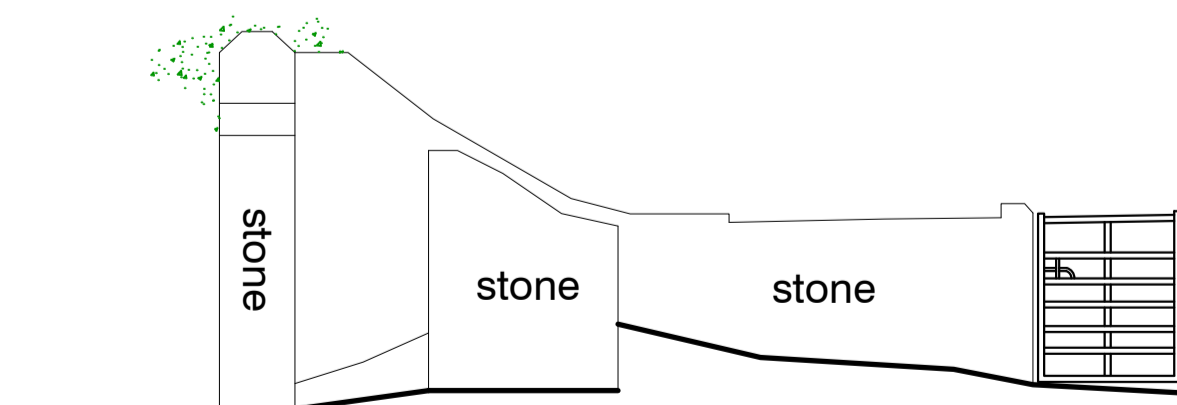
2.0 West Elevation

Scale 1:100 @ A3 / 1:50 @ A1



3.0 North Elevation

Scale 1:100 @ A3 / 1:50 @ A1



4.0 South Elevation

Scale 1:100 @ A3 / 1:50 @ A1

- Apr22 AO JPM First issue

ISSUE DATE DRAWN CHECKED DESCRIPTION

PROJECT Stratfield Farm
OX5 1DL Kidlington

CLIENT Manor Oak Homes

**JAMES
MACKINTOSH
ARCHITECTS**

DESIGN / CONSERVATION / HISTORIC INTERIORS

E: studio@jamesmackintosh.com
T: 01608 692310 W: www.jamesmackintosharchitects.com

DWG TITLE Block G
Existing Elevations

STATUS Planning and LBC

JOB/DWG No. 219-117

SCALE 1:50@A1 1:100@A3 REVISION 0