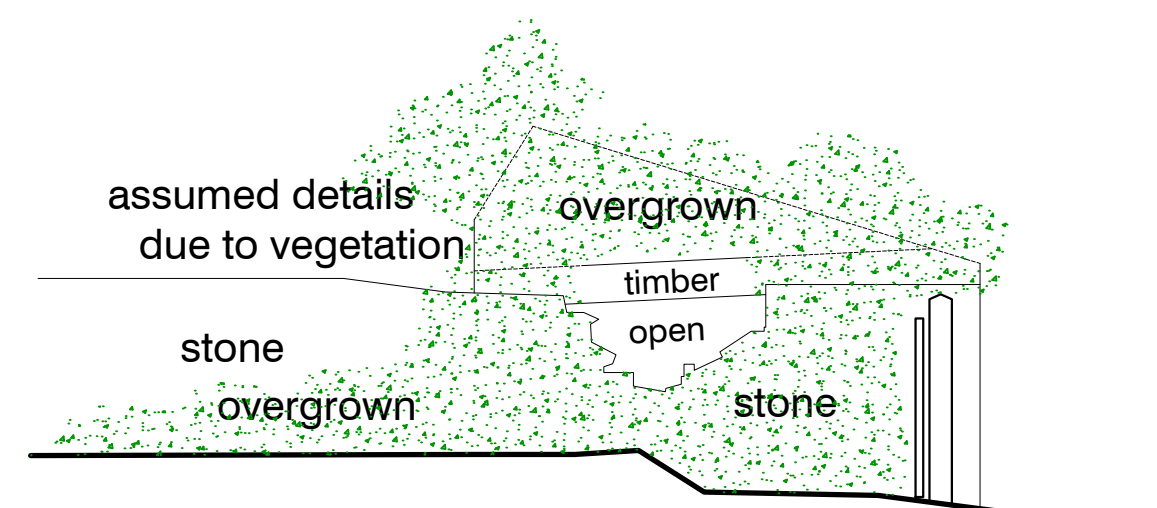


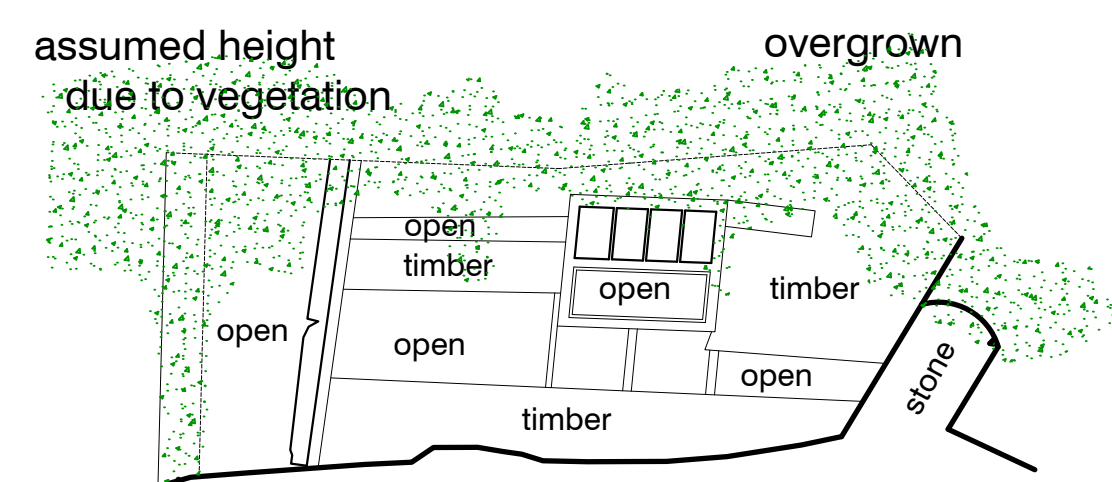
1.0 North Elevation

Scale 1:100 @ A3 / 1:50 @ A1



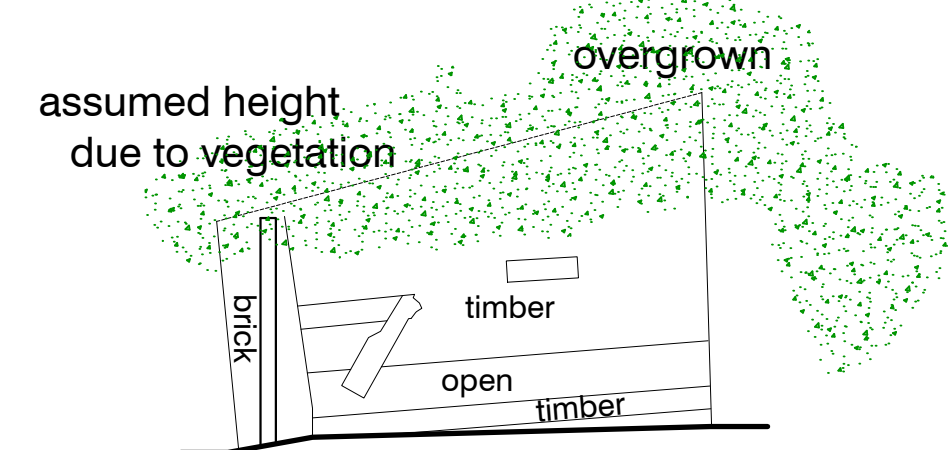
2.0 East Elevation

Scale 1:100 @ A3 / 1:50 @ A1




3.0 South Elevation

Scale 1:100 @ A3 / 1:50 @ A1



3.0 West Elevation

Scale 1:100 @ A3 / 1:50 @ A1



Scale 1:50 @A1 1:100@A3

- Apr22 AO JPM First issue

ISSUE DATE DRAWN CHECKED DESCRIPTION

PROJECT Stratfield Farm
OX5 1DL Kidlington

CLIENT Manor Oak Homes

JAMES MACKINTOSH ARCHITECTS

DESIGN / CONSERVATION / HISTORIC INTERIORS

E. studio@jamesmackintosh.com
T. 01608 692310 W. www.jamesmackintosharchitects.com

DWG TITLE Block H
Existing Elevations

STATUS Planning and LBC

JOB/DWG No. 219-118

SCALE 1:50@A1 1:100@A3 REVISION 0