

## **22/O1682/F – Proposed Ground Mounted Solar Farm at Manor Farm, Noke**

# **Transport Technical Note – Response to Highway Authority Consultation Response**

Date: October 2022

Pegasus Reference: P19-2636 TRO2

---

### **1. Introduction**

- 1.1. This Transport Technical Note (TN) has been prepared by Pegasus Group on behalf of Oxford New Energy in response to comments received from Oxfordshire County Council (OCC) dated 13<sup>th</sup> July 2022.
- 1.2. The site is located around 700 metres north of the village of Noke, 3.5 kilometres to the southeast of Islip and around 7.5 kilometres to the northeast of Oxford. A Construction Traffic Management Plan (CTMP) was submitted alongside the planning application which sets out the proposed site access arrangements, routing for construction traffic, forecast vehicular numbers and size and proposed mitigation.
- 1.3. The comments received from OCC in relation to the application are as follows:
  - i. Speed surveys are required at the site access in order to inform visibility splays in accordance with 85<sup>th</sup> percentile speeds.
  - ii. The north-eastern half of Noke Village Road reduces to approximately 4.5m wide and forms a slight “S” bend which restricts forward visibility, as well as visibility from the site access; and
  - iii. A permissive or definitive upgrade for footpath 318/3/10 is requested. Furthermore, it has been requested that Bridleway 209/16/10 is extended to link to footpath 318/3/10.

### **2. Proposed Site Access Arrangements**

- 2.1. Vehicular access to the site is proposed via an existing field access from the unnamed road (Noke village road) to the south of the site.
- 2.2. As requested by OCC, two automatic traffic count (ATC) surveys were undertaken for seven days between Wednesday 14<sup>th</sup> and Tuesday 20<sup>th</sup> September 2022 either side of the proposed site access on Noke village road. Due to the bank holiday on Monday 19<sup>th</sup> September, the ATC survey was left in situ for one additional day to obtain five neutral weekdays.

2.3. The traffic survey data is contained at **Appendix A** and the recorded 85<sup>th</sup> percentile speeds are summarised in **Table 2.1**.

Table 2.1 – Five Day Average 85<sup>th</sup> Percentile Speeds<sup>1</sup>

Period	Southbound	Northbound
1000–1200	29	29
1400–1600	30	30
<b>Average</b>	<b>29.5</b>	<b>29.5</b>

2.4. **Table 2.1** demonstrates that the recorded 85<sup>th</sup> percentile speeds for both northbound and southbound vehicles is 29.25mph. Therefore, in accordance with Design Manual for Roads and Bridges (DMRB) requirements, visibility splays of 2.4 x 64.23 metres to the nearside kerb in both directions are required<sup>2</sup>.

2.5. Figure 2 of the CTMP has been updated to reflect the recorded speeds and visibility splay requirements, as shown at **Appendix B**. This confirms that the visibility splays can be achieved at the proposed site access. The visibility splays shown are considered to be robust on the basis that Manual for Streets (MfS) parameters are typically used for roads where speeds are less than 37mph.

2.6. With reference to OCC's comments, which suggested that a maximum visibility splay of 95 metres can be achieved looking right out of the site access due to the presence of a bank adjacent to the carriageway, the visibility splays are therefore considered appropriate.

### 3. HGV Management

3.1. The ATC surveys at **paragraph 2.2** confirms that Noke village road is lightly trafficked with a maximum of 38 two-way vehicle movements per hour between 1600–1700. Hourly flows throughout the day are typically much less at up to around 30 vehicle movements, i.e. around one vehicle every two minutes on average.

3.2. As specified in **Section 4** of the submitted CTMP, there will be around six deliveries per day by heavy good vehicles (HGV) during the temporary 12 week (three month) construction phase.

3.3. **Section 2** of the submitted CTMP confirms that the arrival and departure of HGVs at the site will be strictly managed by the site manager, that drivers will adhere to a delivery schedule and will be required to call ahead to ensure that any emerging HGVs can be held within the construction compound.

---

<sup>1</sup> Undertaken in accordance with DMRB CA185.

<sup>2</sup> DMRB driver perception reaction time of 2 seconds and deceleration factor of 0.25g.

- 3.4. Banksman will be located at the site access to assist the largest vehicles exiting the site and HGVs will only be permitted to exit the site when Noke village road is clear of traffic.
- 3.5. Whilst the propensity for conflict between construction traffic and general background traffic is considered to be very low, if considered necessary by highway officers, the contractor could temporarily hold back westbound traffic leaving the village (i.e. to the east of the site access) when HGVs arrive at the site, and the contractor could temporarily hold back eastbound (where Noke village road is wide enough to accommodate an HGV passing a car to the west of the site access) when HGVs are departing the site.

## **4. Public Rights of Way**

- 4.1. OCC has requested that the development provides a permissive or definitive upgrade for footpath 309/1/10 by providing it as a bridleway to enable more riding access to Otmoor.
- 4.2. Footpath 309/1/10 is routed from the centre of Noke before becoming footpath 318/3/10 towards Oddington in the north. It follows an existing farm track and is routed through the centre of the proposed solar farm. OCC has also requested that Bridleway 209/16/10, which routes north to south to the east of the site, is extended to link to footpath 318/3/10.
- 4.3. Whilst the existing route of footpath 309/1/10 is around three metres wide (in line with the required width for a bridleway), a continuous route connecting to existing route 209/16/10 along the northern site boundary cannot be provided due to this part of the site forming the ecological mitigation area which precludes access for horses at this stage.
- 4.4. There is an alternative bridleway route immediately to the east and in our view the provision of a new bridleway connection through the site would provide no benefit.
- 4.5. However, the applicant and landowner is willing to retain a three metre wide corridor along PROW 309/1/10 to futureproof any aspirations for the upgrading of the footpath status to a bridleway by OCC.

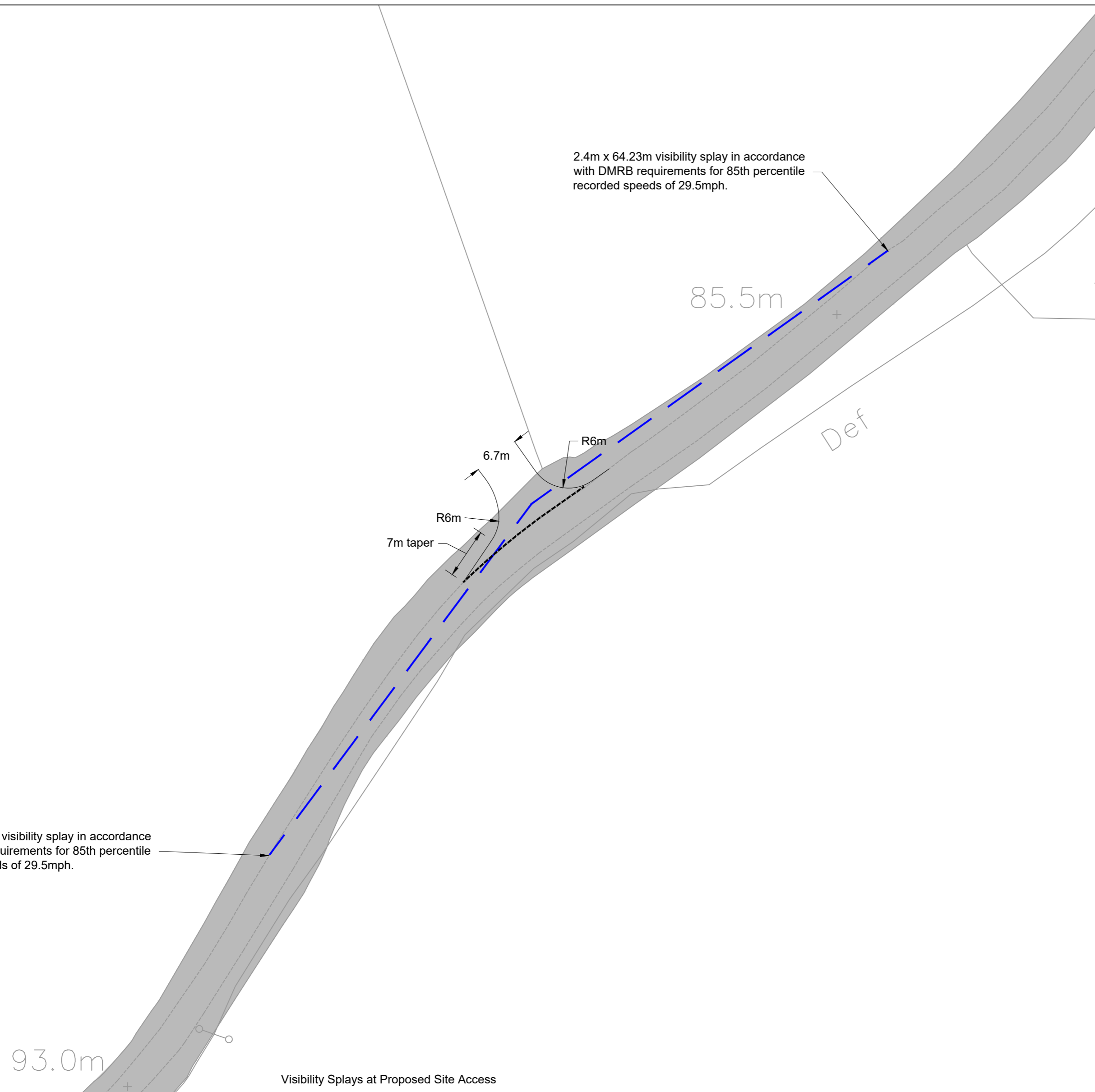
## **5. Summary and Conclusions**

- 5.1. This Technical Note has been prepared by Pegasus Group on behalf of Oxford New Energy in response to comments received from Oxfordshire County Council dated 20<sup>th</sup> July 2022 on planning application 22/01682/F for a solar farm at Manor Farm, Noke.
- 5.2. It has been demonstrated that the proposed site access arrangements are appropriate and that visibility splays can be provided in accordance with DMRB standards for the recorded speeds on Noke village road.
- 5.3. Whilst the requested PRoW improvements cannot be delivered due to the siting of the ecological mitigation area within the site, the applicant and landowner is willing to retain sufficient land within the site for the future upgrades of these route by OCC.
- 5.4. It is finally concluded that the proposed development will not have a detrimental impact on the safety or operation of the local highway network.

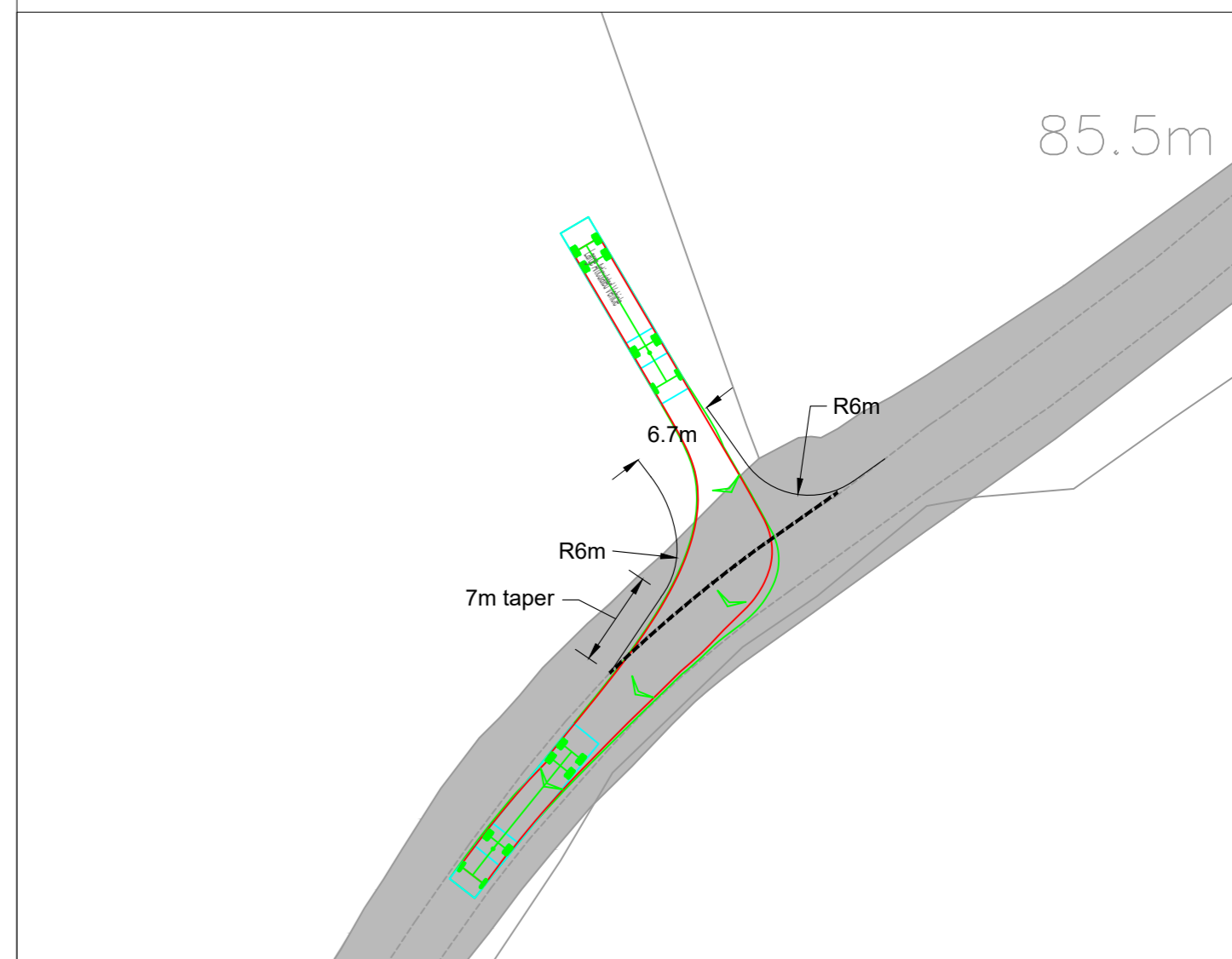
**END**

**Figure**

I:\10.3.1\_1\DATA\PROJECTS FOLDER - LIVE\IP19-2600 - P19-2699\IP19-2636 (ISO) GREEN NATION LAND AT MANOR FARM, NOKE, OXFORDSHIRE\TR2. DRAWINGS\B. FIGURES\IP19-2636\_FIGURE 2\_REV.A\_ACCESS.DWG

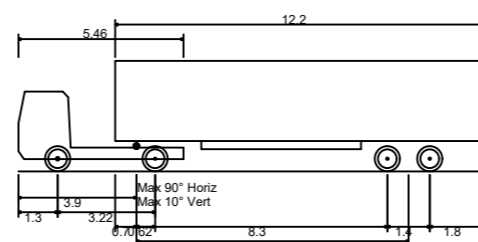


Swept Path Analysis of a 15.4m Articulated Vehicle Entering Site Access



Swept Path Analysis of a 15.4m Articulated Vehicle Egressing Site Access

- Key:
- Approximate Extent of Adopted Highway
  - Visibility Splay



Large Articulated Vehicle

Overall Length	15.400m
Overall Width	2.500m
Overall Body Height	3.652m
Min Body Ground Clearance	0.406m
Max Track Width	2.377m
Lock to lock time	6.00s
Kerb to Kerb Turning Radius	6.610m

First Floor, South Wing, Equinox  
North Great Park Road,  
Almondsbury, Bristol, BS32 4QL



01454 625945  
www.pegasusgroup.co.uk

Planning | Design | Environment | Economics

REV	DATE	BY	DESCRIPTION	CHK	APD
A	29/09/2022	JAN	UPDATED VIS SPLAYS	KSS	

CLIENT:  
**OXFORD NEW ENERGY LTD**

SCALE @ A2:  
**1:500**

CHECKED:  
**KSS**

APPROVED:  
**KSS**

PROJECT:  
**LAND AT MANOR FARM, NOKE,  
OXFORDSHIRE**

DATE:  
**22/03/2021**

DESIGN-DRAWN:  
**JAN**

DRAWING-STATUS:  
**FOR INFO**

TITLE:  
**PROPOSED SITE ACCESS ARRANGEMENT**

PROJECT No:  
**P19-2636**

DRAWING No:  
**FIGURE 2**

REV:  
**A**

## Appendix A



# Un-named Rd, Noke North site

Site No. 594901

Site Ref. 594901

Site 01

Vehicle Count Report

Week Begin: 14 September 2022

Channel: Northbound

	Wed Sep 14	Thu Sep 15	Fri Sep 16	Sat Sep 17	Sun Sep 18	Mon Sep 19	Tue Sep 20	5-Day Ave.	7-Day Ave.
00:00	0	0	0	1	0	1	0	0	0
01:00	0	0	0	0	0	0	0	0	0
02:00	0	0	0	1	1	0	0	0	0
03:00	0	0	0	1	0	0	0	0	0
04:00	1	1	0	0	0	0	1	1	0
05:00	0	0	0	1	1	0	0	0	0
06:00	2	1	2	2	0	0	3	2	1
07:00	15	11	19	4	3	1	7	11	9
08:00	15	17	15	7	3	4	19	14	11
09:00	17	17	6	8	8	4	13	11	10
10:00	10	9	11	13	4	8	9	9	9
11:00	14	6	15	9	14	10	13	12	12
12:00	13	15	11	11	11	7	13	12	12
13:00	10	8	12	13	8	9	9	10	10
14:00	12	6	23	19	10	10	12	13	13
15:00	19	19	19	10	12	7	16	16	15
16:00	20	17	22	18	11	14	18	18	17
17:00	16	13	22	8	8	11	18	16	14
18:00	19	18	13	12	10	4	18	14	13
19:00	8	7	8	4	5	7	9	8	7
20:00	4	5	4	5	4	4	4	4	4
21:00	5	4	1	2	1	1	7	4	3
22:00	2	3	1	5	2	0	2	2	2
23:00	0	1	1	2	1	1	1	1	1
<b>Total</b>									
<b>12H(7-19)</b>	180	156	188	132	102	89	165	156	145
<b>16H(6-22)</b>	199	173	203	145	112	101	188	173	160
<b>18H(6-24)</b>	201	177	205	152	115	102	191	175	163
<b>24H(0-24)</b>	202	178	205	156	117	103	192	176	165
<b>AM Peak</b>	09:00 17	09:00 17	07:00 19	10:00 13	11:00 14	11:00 10	08:00 19	08:00 14	11:00 12
<b>PM Peak</b>	16:00 20	15:00 19	14:00 23	14:00 19	15:00 12	16:00 14	18:00 18	16:00 18	16:00 17

PCC Traffic Information Consultancy Ltd.

Site No. 594901

Site Ref. 594901

Site 01

Vehicle Count Report

Week Begin: 14 September 2022

Channel: Southbound

	Wed Sep 14	Thu Sep 15	Fri Sep 16	Sat Sep 17	Sun Sep 18	Mon Sep 19	Tue Sep 20	5-Day Ave.	7-Day Ave.
00:00	0	0	0	0	0	0	0	0	0
01:00	0	0	0	0	0	0	0	0	0
02:00	0	0	0	0	1	0	0	0	0
03:00	0	0	0	1	0	0	0	0	0
04:00	0	1	0	0	1	0	0	0	0
05:00	1	0	0	0	1	0	2	1	1
06:00	5	5	4	5	4	1	3	4	4
07:00	23	28	28	5	2	5	21	21	16
08:00	17	10	21	14	7	7	16	14	13
09:00	14	12	10	10	9	6	16	12	11
10:00	12	11	13	14	9	5	12	11	11
11:00	19	7	12	13	9	5	12	11	11
12:00	6	10	10	15	18	6	15	9	11
13:00	9	16	13	13	6	8	9	11	11
14:00	15	8	20	9	8	5	19	13	12
15:00	22	21	12	12	10	7	17	16	14
16:00	20	23	22	9	9	15	17	19	16
17:00	12	9	19	15	8	17	12	14	13
18:00	10	12	7	12	6	8	9	9	9
19:00	4	4	1	3	5	2	5	3	3
20:00	3	4	3	1	3	2	2	3	3
21:00	2	0	1	1	2	2	2	1	1
22:00	1	0	0	1	0	0	1	0	0
23:00	1	0	0	1	1	0	0	0	0
<b>Total</b>									
12H(7-19)	179	167	187	141	101	94	175	160	149
16H(6-22)	193	180	196	151	115	101	187	171	160
18H(6-24)	195	180	196	153	116	101	188	172	161
24H(0-24)	196	181	196	154	119	101	190	173	162
<b>AM Peak</b>	07:00 23	07:00 28	07:00 28	10:00 14	11:00 9	08:00 7	07:00 21	07:00 21	07:00 16
<b>PM Peak</b>	15:00 22	16:00 23	16:00 22	17:00 15	12:00 18	17:00 17	14:00 19	16:00 19	16:00 16

PCC Traffic Information Consultancy Ltd.

Site No. 594901

Site Ref. 594901

Site 01

Vehicle Count Report

Week Begin: 14 September 2022

Channel: Total Flow



	Wed Sep 14	Thu Sep 15	Fri Sep 16	Sat Sep 17	Sun Sep 18	Mon Sep 19	Tue Sep 20	5-Day Ave.	7-Day Ave.
00:00	0	0	0	1	0	1	0	0	0
01:00	0	0	0	0	0	0	0	0	0
02:00	0	0	0	1	2	0	0	0	0
03:00	0	0	0	2	0	0	0	0	0
04:00	1	2	0	0	1	0	1	1	1
05:00	1	0	0	1	2	0	2	1	1
06:00	7	6	6	7	4	1	6	5	5
07:00	38	39	47	9	5	6	28	32	25
08:00	32	27	36	21	10	11	35	28	25
09:00	31	29	16	18	17	10	29	23	21
10:00	22	20	24	27	13	13	21	20	20
11:00	33	13	27	22	23	15	25	23	23
12:00	19	25	21	26	29	13	28	21	23
13:00	19	24	25	26	14	17	18	21	20
14:00	27	14	43	28	18	15	31	26	25
15:00	41	40	31	22	22	14	33	32	29
16:00	40	40	44	27	20	29	35	38	34
17:00	28	22	41	23	16	28	30	30	27
18:00	29	30	20	24	16	12	27	24	23
19:00	12	11	9	7	10	9	14	11	10
20:00	7	9	7	6	7	6	6	7	7
21:00	7	4	2	3	3	3	9	5	4
22:00	3	3	1	6	2	0	3	2	3
23:00	1	1	1	3	2	1	1	1	1
<b>Total</b>									
<b>12H(7-19)</b>	359	323	375	273	203	183	340	316	294
<b>16H(6-22)</b>	392	353	399	296	227	202	375	344	321
<b>18H(6-24)</b>	396	357	401	305	231	203	379	347	325
<b>24H(0-24)</b>	398	359	401	310	236	204	382	349	327
<b>AM Peak</b>	07:00 38	07:00 39	07:00 47	10:00 27	11:00 23	11:00 15	08:00 35	07:00 32	08:00 25
<b>PM Peak</b>	15:00 41	16:00 40	16:00 44	14:00 28	12:00 29	16:00 29	16:00 35	16:00 38	16:00 34

PCC Traffic Information Consultancy Ltd.



# Un-named Rd, Noke North site

Site No. 594901

Site Ref. 594901

Site 01

Classification Report

Week Begin: 14 September 2022

Channel: Northbound

	Total Volume	Bin 1 M/Cycle	Bin 2 Car/IVan	Bin 3 LGV	Bin 4 HGV	Bin 5 Bus
Wed 14 Sep	202	4	172	24	2	0
Thu 15 Sep	178	1	158	19	0	0
Fri 16 Sep	205	3	175	21	5	1
Sat 17 Sep	156	4	140	12	0	0
Sun 18 Sep	117	4	107	6	0	0
Mon 19 Sep	103	2	100	1	0	0
Tue 20 Sep	192	1	174	16	1	0
5 Day Ave.	176	2	156	16	2	0
7 Day Ave.	165	3	147	14	1	0

PCC Traffic Information Consultancy Ltd.

Site No. 594901

Site Ref. 594901

Site 01

Classification Report

Week Begin: 14 September 2022

Channel: Southbound

	Total Volume	Bin 1 M/Cycle	Bin 2 Car/IVan	Bin 3 LGV	Bin 4 HGV	Bin 5 Bus
Wed 14 Sep	196	2	169	23	2	0
Thu 15 Sep	181	0	162	19	0	0
Fri 16 Sep	196	1	167	21	6	1
Sat 17 Sep	154	3	139	12	0	0
Sun 18 Sep	119	0	113	6	0	0
Mon 19 Sep	101	0	99	1	1	0
Tue 20 Sep	190	0	172	16	2	0
5 Day Ave.	173	1	154	16	2	0
7 Day Ave.	162	1	146	14	2	0

PCC Traffic Information Consultancy Ltd.

Site No. 594901

Site Ref. 594901

Site 01

Classification | Site No.

Week Begin: 14 September 2022

Channel: Total Flow

	Total Volume	Bin 1 M/Cycle	Bin 2 Car/IVan	Bin 3 LGV	Bin 4 HGV	Bin 5 Bus
Wed 14 Sep	398	6	341	47	4	0
Thu 15 Sep	359	1	320	38	0	0
Fri 16 Sep	401	4	342	42	11	2
Sat 17 Sep	310	7	279	24	0	0
Sun 18 Sep	236	4	220	12	0	0
Mon 19 Sep	204	2	199	2	1	0
Tue 20 Sep	382	1	346	32	3	0
5 Day Ave.	349	3	310	32	4	0
7 Day Ave.	327	4	292	28	3	0

PCC Traffic Information Consultancy Ltd.



# Un-named Rd, Noke North site

Site No. 594901 Site Ref. 594901

Site 01

Speed Report (Speed Limit 60 Mph)

Week Begin: 14 September 2022

Channel: Northbound

	Total Volume	85th Percentile	Mean Average	Standard Deviation	Bin 1 <10Mph	Bin 2 10-<15	Bin 3 15-<20	Bin 4 20-<25	Bin 5 25-<30	Bin 6 30-<35	Bin 7 35-<40	Bin 8 40-<45	Bin 9 45-<50	Bin 10 50-<55	Bin 11 55-<60	Bin 12 60-<65	Bin 13 =>65
Wed 14 Sep	202	30	25	5	0	2	19	75	79	26	1	0	0	0	0	0	0
Thu 15 Sep	178	30	25	5	1	0	19	79	58	17	3	1	0	0	0	0	0
Fri 16 Sep	205	30	25	5	6	3	20	67	81	25	3	0	0	0	0	0	0
Sat 17 Sep	156	30	25	4	0	3	12	65	58	13	5	0	0	0	0	0	0
Sun 18 Sep	117	29	24	5	0	3	15	52	39	7	1	0	0	0	0	0	0
Mon 19 Sep	103	29	24	5	0	1	15	47	32	8	0	0	0	0	0	0	0
Tue 20 Sep	192	30	25	5	1	2	18	79	62	23	7	0	0	0	0	0	0
5 Day Ave.	176	30	25	5	2	2	18	69	62	20	3	0	0	0	0	0	0
7 Day Ave.	165	29	25	5	1	2	17	66	58	17	3	0	0	0	0	0	0

PCC Traffic Information Consultancy Ltd.

Site No. 594901 Site Ref. 594901

Site 01

Speed Report (Speed Limit 60 Mph)

Week Begin: 14 September 2022

Channel: Southbound

	Total Volume	85th Percentile	Mean Average	Standard Deviation	Bin 1 <10Mph	Bin 2 10-<15	Bin 3 15-<20	Bin 4 20-<25	Bin 5 25-<30	Bin 6 30-<35	Bin 7 35-<40	Bin 8 40-<45	Bin 9 45-<50	Bin 10 50-<55	Bin 11 55-<60	Bin 12 60-<65	Bin 13 =>65
Wed 14 Sep	196	32	26	6	0	5	23	50	71	36	7	4	0	0	0	0	0
Thu 15 Sep	181	33	27	6	0	3	15	48	64	39	9	2	1	0	0	0	0
Fri 16 Sep	196	32	26	6	3	9	15	53	66	41	8	0	1	0	0	0	0
Sat 17 Sep	154	32	27	6	0	1	13	46	58	29	3	4	0	0	0	0	0
Sun 18 Sep	119	32	26	6	0	0	15	40	40	15	8	1	0	0	0	0	0
Mon 19 Sep	101	30	24	5	0	3	16	37	32	11	2	0	0	0	0	0	0
Tue 20 Sep	190	32	26	6	0	3	16	58	66	37	8	2	0	0	0	0	0
5 Day Ave.	173	32	26	6	1	5	17	49	60	33	7	2	0	0	0	0	0
7 Day Ave.	162	32	26	6	0	3	16	47	57	30	6	2	0	0	0	0	0

PCC Traffic Information Consultancy Ltd.

Site No. 594901 Site Ref. 594901

Site 01

Speed Report (Speed Limit 60 Mph)

Week Begin: 14 September 2022

Channel: Total Flow

	Total Volume	85th Percentile	Mean Average	Standard Deviation	Bin 1 <10Mph	Bin 2 10-<15	Bin 3 15-<20	Bin 4 20-<25	Bin 5 25-<30	Bin 6 30-<35	Bin 7 35-<40	Bin 8 40-<45	Bin 9 45-<50	Bin 10 50-<55	Bin 11 55-<60	Bin 12 60-<65	Bin 13 =>65
Wed 14 Sep	398	31	26	5	0	7	42	125	150	62	8	4	0	0	0	0	0
Thu 15 Sep	359	32	26	6	1	3	34	127	122	56	12	3	1	0	0	0	0
Fri 16 Sep	401	31	25	6	9	12	35	120	147	66	11	0	1	0	0	0	0
Sat 17 Sep	310	31	26	5	0	4	25	111	116	42	8	4	0	0	0	0	0
Sun 18 Sep	236	30	25	5	0	3	30	92	79	22	9	1	0	0	0	0	0
Mon 19 Sep	204	29	24	5	0	4	31	84	64	19	2	0	0	0	0	0	0
Tue 20 Sep	382	32	26	6	1	5	34	137	128	60	15	2	0	0	0	0	0
5 Day Ave.	349	31	25	6	2	6	35	119	122	53	10	2	0	0	0	0	0
7 Day Ave.	327	31	25	5	2	5	33	114	115	47	9	2	0	0	0	0	0

PCC Traffic Information Consultancy Ltd.



# Un-named Rd, Noke North site

Site No. 594901

Site Ref. 594901

Site 01

Classification Report

14 Sep 2022

Channel: Northbound

	Total Volume	Bin 1 M/Cycle	Bin 2 Car/Van	Bin 3 LGV	Bin 4 HGV	Bin 5 Bus
00:00	0	0	0	0	0	0
01:00	0	0	0	0	0	0
02:00	0	0	0	0	0	0
03:00	0	0	0	0	0	0
04:00	1	0	1	0	0	0
05:00	0	0	0	0	0	0
06:00	2	0	1	1	0	0
07:00	15	0	12	3	0	0
08:00	15	0	13	2	0	0
09:00	17	1	14	2	0	0
10:00	10	0	7	3	0	0
11:00	14	0	10	3	1	0
12:00	13	0	12	1	0	0
13:00	10	0	8	1	1	0
14:00	12	1	9	2	0	0
15:00	19	1	15	3	0	0
16:00	20	0	19	1	0	0
17:00	16	0	14	2	0	0
18:00	19	1	18	0	0	0
19:00	8	0	8	0	0	0
20:00	4	0	4	0	0	0
21:00	5	0	5	0	0	0
22:00	2	0	2	0	0	0
23:00	0	0	0	0	0	0
<b>Total</b>						
12H(7-19)	180	4	151	23	2	0
16H(6-22)	199	4	169	24	2	0
18H(6-24)	201	4	171	24	2	0
24H(0-24)	202	4	172	24	2	0
<b>AM Peak</b>	09:00 17	09:00 1	09:00 14	11:00 3	11:00 1	11:00 0
<b>PM Peak</b>	16:00 20	18:00 1	16:00 19	15:00 3	13:00 1	23:00 0

Site No. 594901

Site Ref. 594901

Site 01

Classification Report

14 Sep 2022

Channel: Southbound

	Total Volume	Bin 1 M/Cycle	Bin 2 Car/IVan	Bin 3 LGV	Bin 4 HGV	Bin 5 Bus
00:00	0	0	0	0	0	0
01:00	0	0	0	0	0	0
02:00	0	0	0	0	0	0
03:00	0	0	0	0	0	0
04:00	0	0	0	0	0	0
05:00	1	0	1	0	0	0
06:00	5	0	5	0	0	0
07:00	23	0	21	2	0	0
08:00	17	0	16	1	0	0
09:00	14	0	13	1	0	0
10:00	12	0	9	3	0	0
11:00	19	0	15	3	1	0
12:00	6	0	6	0	0	0
13:00	9	0	8	0	1	0
14:00	15	0	12	3	0	0
15:00	22	0	18	4	0	0
16:00	20	0	16	4	0	0
17:00	12	1	11	0	0	0
18:00	10	1	8	1	0	0
19:00	4	0	4	0	0	0
20:00	3	0	2	1	0	0
21:00	2	0	2	0	0	0
22:00	1	0	1	0	0	0
23:00	1	0	1	0	0	0
<b>Total</b>						
12H(7-19)	179	2	153	22	2	0
16H(6-22)	193	2	166	23	2	0
18H(6-24)	195	2	168	23	2	0
24H(0-24)	196	2	169	23	2	0
<b>AM Peak</b>	07:00	11:00	07:00	11:00	11:00	11:00
	23	0	21	3	1	0
<b>PM Peak</b>	15:00	18:00	15:00	16:00	13:00	23:00
	22	1	18	4	1	0

PCC Traffic Information Consultancy Ltd.

Site No. 594901

Site Ref. 594901

Site 01

	Total Volume	Bin 1 M/Cycle	Bin 2 Car/IVan	Bin 3 LGV	Bin 4 HGV	Bin 5 Bus
00:00	0	0	0	0	0	0
01:00	0	0	0	0	0	0
02:00	0	0	0	0	0	0
03:00	0	0	0	0	0	0
04:00	1	0	1	0	0	0
05:00	1	0	1	0	0	0
06:00	7	0	6	1	0	0
07:00	38	0	33	5	0	0
08:00	32	0	29	3	0	0
09:00	31	1	27	3	0	0
10:00	22	0	16	6	0	0
11:00	33	0	25	6	2	0
12:00	19	0	18	1	0	0
13:00	19	0	16	1	2	0
14:00	27	1	21	5	0	0
15:00	41	1	33	7	0	0
16:00	40	0	35	5	0	0
17:00	28	1	25	2	0	0
18:00	29	2	26	1	0	0
19:00	12	0	12	0	0	0
20:00	7	0	6	1	0	0
21:00	7	0	7	0	0	0
22:00	3	0	3	0	0	0
23:00	1	0	1	0	0	0
<b>Total</b>						
12H(7-19)	359	6	304	45	4	0
16H(6-22)	392	6	335	47	4	0
18H(6-24)	396	6	339	47	4	0
24H(0-24)	398	6	341	47	4	0
<b>AM Peak</b>	07:00	09:00	07:00	11:00	11:00	11:00
	38	1	33	6	2	0
<b>PM Peak</b>	15:00	18:00	16:00	15:00	13:00	23:00
	41	2	35	7	2	0



# Un-named Rd, Noke North site

Site No. 594901

Site Ref. 594901

Site 01

Classification Report

15 Sep 2022

Channel: Northbound

	Total Volume	Bin 1 M/Cycle	Bin 2 Car/Van	Bin 3 LGV	Bin 4 HGV	Bin 5 Bus
00:00	0	0	0	0	0	0
01:00	0	0	0	0	0	0
02:00	0	0	0	0	0	0
03:00	0	0	0	0	0	0
04:00	1	0	0	1	0	0
05:00	0	0	0	0	0	0
06:00	1	0	1	0	0	0
07:00	11	0	9	2	0	0
08:00	17	0	15	2	0	0
09:00	17	0	15	2	0	0
10:00	9	1	7	1	0	0
11:00	6	0	5	1	0	0
12:00	15	0	13	2	0	0
13:00	8	0	7	1	0	0
14:00	6	0	5	1	0	0
15:00	19	0	17	2	0	0
16:00	17	0	15	2	0	0
17:00	13	0	12	1	0	0
18:00	18	0	17	1	0	0
19:00	7	0	7	0	0	0
20:00	5	0	5	0	0	0
21:00	4	0	4	0	0	0
22:00	3	0	3	0	0	0
23:00	1	0	1	0	0	0
<b>Total</b>						
12H(7-19)	156	1	137	18	0	0
16H(6-22)	173	1	154	18	0	0
18H(6-24)	177	1	158	18	0	0
24H(0-24)	178	1	158	19	0	0
<b>AM Peak</b>	09:00 17	10:00 1	09:00 15	09:00 2	11:00 0	11:00 0
<b>PM Peak</b>	15:00 19	23:00 0	18:00 17	16:00 2	23:00 0	23:00 0

Site No. 594901

Site Ref. 594901

Site 01

Classification Report

15 Sep 2022

Channel: Southbound

	Total Volume	Bin 1 M/Cycle	Bin 2 Car/IVan	Bin 3 LGV	Bin 4 HGV	Bin 5 Bus
00:00	0	0	0	0	0	0
01:00	0	0	0	0	0	0
02:00	0	0	0	0	0	0
03:00	0	0	0	0	0	0
04:00	1	0	0	1	0	0
05:00	0	0	0	0	0	0
06:00	5	0	5	0	0	0
07:00	28	0	27	1	0	0
08:00	10	0	9	1	0	0
09:00	12	0	10	2	0	0
10:00	11	0	10	1	0	0
11:00	7	0	7	0	0	0
12:00	10	0	9	1	0	0
13:00	16	0	14	2	0	0
14:00	8	0	5	3	0	0
15:00	21	0	19	2	0	0
16:00	23	0	20	3	0	0
17:00	9	0	9	0	0	0
18:00	12	0	10	2	0	0
19:00	4	0	4	0	0	0
20:00	4	0	4	0	0	0
21:00	0	0	0	0	0	0
22:00	0	0	0	0	0	0
23:00	0	0	0	0	0	0
<b>Total</b>						
12H(7-19)	167	0	149	18	0	0
16H(6-22)	180	0	162	18	0	0
18H(6-24)	180	0	162	18	0	0
24H(0-24)	181	0	162	19	0	0
<b>AM Peak</b>	07:00	11:00	07:00	09:00	11:00	11:00
	28	0	27	2	0	0
<b>PM Peak</b>	16:00	23:00	16:00	16:00	23:00	23:00
	23	0	20	3	0	0

PCC Traffic Information Consultancy Ltd.

Site No. 594901

Site Ref. 594901

Site 01



	Total Volume	Bin 1 M/Cycle	Bin 2 Car/IVan	Bin 3 LGV	Bin 4 HGV	Bin 5 Bus
00:00	0	0	0	0	0	0
01:00	0	0	0	0	0	0
02:00	0	0	0	0	0	0
03:00	0	0	0	0	0	0
04:00	2	0	0	2	0	0
05:00	0	0	0	0	0	0
06:00	6	0	6	0	0	0
07:00	39	0	36	3	0	0
08:00	27	0	24	3	0	0
09:00	29	0	25	4	0	0
10:00	20	1	17	2	0	0
11:00	13	0	12	1	0	0
12:00	25	0	22	3	0	0
13:00	24	0	21	3	0	0
14:00	14	0	10	4	0	0
15:00	40	0	36	4	0	0
16:00	40	0	35	5	0	0
17:00	22	0	21	1	0	0
18:00	30	0	27	3	0	0
19:00	11	0	11	0	0	0
20:00	9	0	9	0	0	0
21:00	4	0	4	0	0	0
22:00	3	0	3	0	0	0
23:00	1	0	1	0	0	0
<b>Total</b>						
12H(7-19)	323	1	286	36	0	0
16H(6-22)	353	1	316	36	0	0
18H(6-24)	357	1	320	36	0	0
24H(0-24)	359	1	320	38	0	0
<b>AM Peak</b>	07:00	10:00	07:00	09:00	11:00	11:00
	39	1	36	4	0	0
<b>PM Peak</b>	16:00	23:00	15:00	16:00	23:00	23:00
	40	0	36	5	0	0



# Un-named Rd, Noke North site

Site No. 594901

Site Ref. 594901

Site 01

Classification Report

16 Sep 2022

Channel: Northbound

	Total Volume	Bin 1 M/Cycle	Bin 2 Car/Van	Bin 3 LGV	Bin 4 HGV	Bin 5 Bus
00:00	0	0	0	0	0	0
01:00	0	0	0	0	0	0
02:00	0	0	0	0	0	0
03:00	0	0	0	0	0	0
04:00	0	0	0	0	0	0
05:00	0	0	0	0	0	0
06:00	2	0	1	1	0	0
07:00	19	0	16	2	1	0
08:00	15	0	15	0	0	0
09:00	6	0	5	1	0	0
10:00	11	0	7	2	1	1
11:00	15	1	8	5	1	0
12:00	11	0	11	0	0	0
13:00	12	1	9	1	1	0
14:00	23	0	20	2	1	0
15:00	19	0	16	3	0	0
16:00	22	0	19	3	0	0
17:00	22	0	21	1	0	0
18:00	13	0	13	0	0	0
19:00	8	0	8	0	0	0
20:00	4	1	3	0	0	0
21:00	1	0	1	0	0	0
22:00	1	0	1	0	0	0
23:00	1	0	1	0	0	0
<b>Total</b>						
12H(7-19)	188	2	160	20	5	1
16H(6-22)	203	3	173	21	5	1
18H(6-24)	205	3	175	21	5	1
24H(0-24)	205	3	175	21	5	1
<b>AM Peak</b>	07:00 19	11:00 1	07:00 16	11:00 5	11:00 1	10:00 1
<b>PM Peak</b>	14:00 23	20:00 1	17:00 21	16:00 3	14:00 1	23:00 0

Site No. 594901

Site Ref. 594901

Site 01

Classification Report

16 Sep 2022

Channel: Southbound

	Total Volume	Bin 1 M/Cycle	Bin 2 Car/IVan	Bin 3 LGV	Bin 4 HGV	Bin 5 Bus
00:00	0	0	0	0	0	0
01:00	0	0	0	0	0	0
02:00	0	0	0	0	0	0
03:00	0	0	0	0	0	0
04:00	0	0	0	0	0	0
05:00	0	0	0	0	0	0
06:00	4	0	4	0	0	0
07:00	28	0	23	4	1	0
08:00	21	0	21	0	0	0
09:00	10	0	10	0	0	0
10:00	13	0	10	1	1	1
11:00	12	0	7	5	0	0
12:00	10	0	7	2	1	0
13:00	13	1	9	1	2	0
14:00	20	0	17	2	1	0
15:00	12	0	9	3	0	0
16:00	22	0	20	2	0	0
17:00	19	0	18	1	0	0
18:00	7	0	7	0	0	0
19:00	1	0	1	0	0	0
20:00	3	0	3	0	0	0
21:00	1	0	1	0	0	0
22:00	0	0	0	0	0	0
23:00	0	0	0	0	0	0
<b>Total</b>						
12H(7-19)	187	1	158	21	6	1
16H(6-22)	196	1	167	21	6	1
18H(6-24)	196	1	167	21	6	1
24H(0-24)	196	1	167	21	6	1
<b>AM Peak</b>	07:00	11:00	07:00	11:00	10:00	10:00
	28	0	23	5	1	1
<b>PM Peak</b>	16:00	13:00	16:00	15:00	13:00	23:00
	22	1	20	3	2	0

PCC Traffic Information Consultancy Ltd.

Site No. 594901

Site Ref. 594901

Site 01

	Total Volume	Bin 1 M/Cycle	Bin 2 Car/IVan	Bin 3 LGV	Bin 4 HGV	Bin 5 Bus
00:00	0	0	0	0	0	0
01:00	0	0	0	0	0	0
02:00	0	0	0	0	0	0
03:00	0	0	0	0	0	0
04:00	0	0	0	0	0	0
05:00	0	0	0	0	0	0
06:00	6	0	5	1	0	0
07:00	47	0	39	6	2	0
08:00	36	0	36	0	0	0
09:00	16	0	15	1	0	0
10:00	24	0	17	3	2	2
11:00	27	1	15	10	1	0
12:00	21	0	18	2	1	0
13:00	25	2	18	2	3	0
14:00	43	0	37	4	2	0
15:00	31	0	25	6	0	0
16:00	44	0	39	5	0	0
17:00	41	0	39	2	0	0
18:00	20	0	20	0	0	0
19:00	9	0	9	0	0	0
20:00	7	1	6	0	0	0
21:00	2	0	2	0	0	0
22:00	1	0	1	0	0	0
23:00	1	0	1	0	0	0
<b>Total</b>						
12H(7-19)	375	3	318	41	11	2
16H(6-22)	399	4	340	42	11	2
18H(6-24)	401	4	342	42	11	2
24H(0-24)	401	4	342	42	11	2
<b>AM Peak</b>	07:00	11:00	07:00	11:00	10:00	10:00
	47	1	39	10	2	2
<b>PM Peak</b>	16:00	13:00	17:00	15:00	13:00	23:00
	44	2	39	6	3	0



# Un-named Rd, Noke North site

Site No. 594901

Site Ref. 594901

Site 01

Classification Report

17 Sep 2022

Channel: Northbound

	Total Volume	Bin 1 M/Cycle	Bin 2 Car/Van	Bin 3 LGV	Bin 4 HGV	Bin 5 Bus
00:00	1	0	1	0	0	0
01:00	0	0	0	0	0	0
02:00	1	0	1	0	0	0
03:00	1	0	0	1	0	0
04:00	0	0	0	0	0	0
05:00	1	0	1	0	0	0
06:00	2	0	1	1	0	0
07:00	4	0	4	0	0	0
08:00	7	1	6	0	0	0
09:00	8	0	7	1	0	0
10:00	13	1	11	1	0	0
11:00	9	0	8	1	0	0
12:00	11	0	10	1	0	0
13:00	13	1	12	0	0	0
14:00	19	0	17	2	0	0
15:00	10	0	10	0	0	0
16:00	18	0	15	3	0	0
17:00	8	0	8	0	0	0
18:00	12	1	10	1	0	0
19:00	4	0	4	0	0	0
20:00	5	0	5	0	0	0
21:00	2	0	2	0	0	0
22:00	5	0	5	0	0	0
23:00	2	0	2	0	0	0
<b>Total</b>						
12H(7-19)	132	4	118	10	0	0
16H(6-22)	145	4	130	11	0	0
18H(6-24)	152	4	137	11	0	0
24H(0-24)	156	4	140	12	0	0
<b>AM Peak</b>	10:00	10:00	10:00	11:00	11:00	11:00
	13	1	11	1	0	0
<b>PM Peak</b>	14:00	18:00	14:00	16:00	23:00	23:00
	19	1	17	3	0	0

Site No. 594901

Site Ref. 594901

Site 01

Classification Report

17 Sep 2022

Channel: Southbound

	Total Volume	Bin 1 M/Cycle	Bin 2 Car/IVan	Bin 3 LGV	Bin 4 HGV	Bin 5 Bus
00:00	0	0	0	0	0	0
01:00	0	0	0	0	0	0
02:00	0	0	0	0	0	0
03:00	1	0	0	1	0	0
04:00	0	0	0	0	0	0
05:00	0	0	0	0	0	0
06:00	5	0	4	1	0	0
07:00	5	0	5	0	0	0
08:00	14	0	13	1	0	0
09:00	10	1	9	0	0	0
10:00	14	0	12	2	0	0
11:00	13	0	13	0	0	0
12:00	15	0	13	2	0	0
13:00	13	0	13	0	0	0
14:00	9	0	7	2	0	0
15:00	12	0	12	0	0	0
16:00	9	1	7	1	0	0
17:00	15	0	14	1	0	0
18:00	12	1	10	1	0	0
19:00	3	0	3	0	0	0
20:00	1	0	1	0	0	0
21:00	1	0	1	0	0	0
22:00	1	0	1	0	0	0
23:00	1	0	1	0	0	0
<b>Total</b>						
12H(7-19)	141	3	128	10	0	0
16H(6-22)	151	3	137	11	0	0
18H(6-24)	153	3	139	11	0	0
24H(0-24)	154	3	139	12	0	0
<b>AM Peak</b>	10:00	09:00	11:00	10:00	11:00	11:00
	14	1	13	2	0	0
<b>PM Peak</b>	17:00	18:00	17:00	14:00	23:00	23:00
	15	1	14	2	0	0

PCC Traffic Information Consultancy Ltd.

Site No. 594901

Site Ref. 594901

Site 01

	Total Volume	Bin 1 M/Cycle	Bin 2 Car/IVan	Bin 3 LGV	Bin 4 HGV	Bin 5 Bus
00:00	1	0	1	0	0	0
01:00	0	0	0	0	0	0
02:00	1	0	1	0	0	0
03:00	2	0	0	2	0	0
04:00	0	0	0	0	0	0
05:00	1	0	1	0	0	0
06:00	7	0	5	2	0	0
07:00	9	0	9	0	0	0
08:00	21	1	19	1	0	0
09:00	18	1	16	1	0	0
10:00	27	1	23	3	0	0
11:00	22	0	21	1	0	0
12:00	26	0	23	3	0	0
13:00	26	1	25	0	0	0
14:00	28	0	24	4	0	0
15:00	22	0	22	0	0	0
16:00	27	1	22	4	0	0
17:00	23	0	22	1	0	0
18:00	24	2	20	2	0	0
19:00	7	0	7	0	0	0
20:00	6	0	6	0	0	0
21:00	3	0	3	0	0	0
22:00	6	0	6	0	0	0
23:00	3	0	3	0	0	0
<b>Total</b>						
12H(7-19)	273	7	246	20	0	0
16H(6-22)	296	7	267	22	0	0
18H(6-24)	305	7	276	22	0	0
24H(0-24)	310	7	279	24	0	0
<b>AM Peak</b>	10:00	10:00	10:00	10:00	11:00	11:00
	27	1	23	3	0	0
<b>PM Peak</b>	14:00	18:00	13:00	16:00	23:00	23:00
	28	2	25	4	0	0



# Un-named Rd, Noke North site

Site No. 594901

Site Ref. 594901

Site 01

Classification Report

18 Sep 2022

Channel: Northbound

	Total Volume	Bin 1 M/Cycle	Bin 2 Car/Van	Bin 3 LGV	Bin 4 HGV	Bin 5 Bus
00:00	0	0	0	0	0	0
01:00	0	0	0	0	0	0
02:00	1	0	1	0	0	0
03:00	0	0	0	0	0	0
04:00	0	0	0	0	0	0
05:00	1	0	1	0	0	0
06:00	0	0	0	0	0	0
07:00	3	0	3	0	0	0
08:00	3	0	2	1	0	0
09:00	8	2	6	0	0	0
10:00	4	0	4	0	0	0
11:00	14	0	13	1	0	0
12:00	11	0	11	0	0	0
13:00	8	0	7	1	0	0
14:00	10	0	8	2	0	0
15:00	12	0	12	0	0	0
16:00	11	0	10	1	0	0
17:00	8	0	8	0	0	0
18:00	10	2	8	0	0	0
19:00	5	0	5	0	0	0
20:00	4	0	4	0	0	0
21:00	1	0	1	0	0	0
22:00	2	0	2	0	0	0
23:00	1	0	1	0	0	0
<b>Total</b>						
12H(7-19)	102	4	92	6	0	0
16H(6-22)	112	4	102	6	0	0
18H(6-24)	115	4	105	6	0	0
24H(0-24)	117	4	107	6	0	0
<b>AM Peak</b>	11:00 14	09:00 2	11:00 13	11:00 1	11:00 0	11:00 0
<b>PM Peak</b>	15:00 12	18:00 2	15:00 12	14:00 2	23:00 0	23:00 0



Site No. 594901

Site Ref. 594901

Site 01

Classification Report

18 Sep 2022

Channel: Southbound

	Total Volume	Bin 1 M/Cycle	Bin 2 Car/IVan	Bin 3 LGV	Bin 4 HGV	Bin 5 Bus
00:00	0	0	0	0	0	0
01:00	0	0	0	0	0	0
02:00	1	0	1	0	0	0
03:00	0	0	0	0	0	0
04:00	1	0	1	0	0	0
05:00	1	0	1	0	0	0
06:00	4	0	4	0	0	0
07:00	2	0	2	0	0	0
08:00	7	0	6	1	0	0
09:00	9	0	9	0	0	0
10:00	9	0	9	0	0	0
11:00	9	0	9	0	0	0
12:00	18	0	17	1	0	0
13:00	6	0	4	2	0	0
14:00	8	0	7	1	0	0
15:00	10	0	10	0	0	0
16:00	9	0	9	0	0	0
17:00	8	0	7	1	0	0
18:00	6	0	6	0	0	0
19:00	5	0	5	0	0	0
20:00	3	0	3	0	0	0
21:00	2	0	2	0	0	0
22:00	0	0	0	0	0	0
23:00	1	0	1	0	0	0
<b>Total</b>						
12H(7-19)	101	0	95	6	0	0
16H(6-22)	115	0	109	6	0	0
18H(6-24)	116	0	110	6	0	0
24H(0-24)	119	0	113	6	0	0
<b>AM Peak</b>	11:00	11:00	11:00	08:00	11:00	11:00
	9	0	9	1	0	0
<b>PM Peak</b>	12:00	23:00	12:00	13:00	23:00	23:00
	18	0	17	2	0	0

PCC Traffic Information Consultancy Ltd.

Site No. 594901

Site Ref. 594901

Site 01

	Total Volume	Bin 1 M/Cycle	Bin 2 Car/IVan	Bin 3 LGV	Bin 4 HGV	Bin 5 Bus
00:00	0	0	0	0	0	0
01:00	0	0	0	0	0	0
02:00	2	0	2	0	0	0
03:00	0	0	0	0	0	0
04:00	1	0	1	0	0	0
05:00	2	0	2	0	0	0
06:00	4	0	4	0	0	0
07:00	5	0	5	0	0	0
08:00	10	0	8	2	0	0
09:00	17	2	15	0	0	0
10:00	13	0	13	0	0	0
11:00	23	0	22	1	0	0
12:00	29	0	28	1	0	0
13:00	14	0	11	3	0	0
14:00	18	0	15	3	0	0
15:00	22	0	22	0	0	0
16:00	20	0	19	1	0	0
17:00	16	0	15	1	0	0
18:00	16	2	14	0	0	0
19:00	10	0	10	0	0	0
20:00	7	0	7	0	0	0
21:00	3	0	3	0	0	0
22:00	2	0	2	0	0	0
23:00	2	0	2	0	0	0
<b>Total</b>						
12H(7-19)	203	4	187	12	0	0
16H(6-22)	227	4	211	12	0	0
18H(6-24)	231	4	215	12	0	0
24H(0-24)	236	4	220	12	0	0
<b>AM Peak</b>	11:00	09:00	11:00	08:00	11:00	11:00
	23	2	22	2	0	0
<b>PM Peak</b>	12:00	18:00	12:00	14:00	23:00	23:00
	29	2	28	3	0	0



# Un-named Rd, Noke North site

Site No. 594901

Site Ref. 594901

Site 01

Classification Report

19 Sep 2022

Channel: Northbound

	Total Volume	Bin 1 M/Cycle	Bin 2 Car/IVan	Bin 3 LGV	Bin 4 HGV	Bin 5 Bus
00:00	1	0	1	0	0	0
01:00	0	0	0	0	0	0
02:00	0	0	0	0	0	0
03:00	0	0	0	0	0	0
04:00	0	0	0	0	0	0
05:00	0	0	0	0	0	0
06:00	0	0	0	0	0	0
07:00	1	0	1	0	0	0
08:00	4	0	4	0	0	0
09:00	4	1	3	0	0	0
10:00	8	0	8	0	0	0
11:00	10	0	10	0	0	0
12:00	7	1	6	0	0	0
13:00	9	0	9	0	0	0
14:00	10	0	10	0	0	0
15:00	7	0	7	0	0	0
16:00	14	0	13	1	0	0
17:00	11	0	11	0	0	0
18:00	4	0	4	0	0	0
19:00	7	0	7	0	0	0
20:00	4	0	4	0	0	0
21:00	1	0	1	0	0	0
22:00	0	0	0	0	0	0
23:00	1	0	1	0	0	0
<b>Total</b>						
12H(7-19)	89	2	86	1	0	0
16H(6-22)	101	2	98	1	0	0
18H(6-24)	102	2	99	1	0	0
24H(0-24)	103	2	100	1	0	0
<b>AM Peak</b>	11:00	09:00	11:00	11:00	11:00	11:00
	10	1	10	0	0	0
<b>PM Peak</b>	16:00	12:00	16:00	16:00	23:00	23:00
	14	1	13	1	0	0

Site No. 594901

Site Ref. 594901

Site 01

Classification Report

19 Sep 2022

Channel: Southbound

	Total Volume	Bin 1 M/Cycle	Bin 2 Car/IVan	Bin 3 LGV	Bin 4 HGV	Bin 5 Bus
00:00	0	0	0	0	0	0
01:00	0	0	0	0	0	0
02:00	0	0	0	0	0	0
03:00	0	0	0	0	0	0
04:00	0	0	0	0	0	0
05:00	0	0	0	0	0	0
06:00	1	0	1	0	0	0
07:00	5	0	5	0	0	0
08:00	7	0	7	0	0	0
09:00	6	0	6	0	0	0
10:00	5	0	5	0	0	0
11:00	5	0	5	0	0	0
12:00	6	0	6	0	0	0
13:00	8	0	8	0	0	0
14:00	5	0	5	0	0	0
15:00	7	0	7	0	0	0
16:00	15	0	14	1	0	0
17:00	17	0	17	0	0	0
18:00	8	0	8	0	0	0
19:00	2	0	1	0	1	0
20:00	2	0	2	0	0	0
21:00	2	0	2	0	0	0
22:00	0	0	0	0	0	0
23:00	0	0	0	0	0	0
<b>Total</b>						
12H(7-19)	94	0	93	1	0	0
16H(6-22)	101	0	99	1	1	0
18H(6-24)	101	0	99	1	1	0
24H(0-24)	101	0	99	1	1	0
<b>AM Peak</b>	08:00	11:00	08:00	11:00	11:00	11:00
	7	0	7	0	0	0
<b>PM Peak</b>	17:00	23:00	17:00	16:00	19:00	23:00
	17	0	17	1	1	0

PCC Traffic Information Consultancy Ltd.

Site No. 594901

Site Ref. 594901

Site 01

	Total Volume	Bin 1 M/Cycle	Bin 2 Car/IVan	Bin 3 LGV	Bin 4 HGV	Bin 5 Bus
00:00	1	0	1	0	0	0
01:00	0	0	0	0	0	0
02:00	0	0	0	0	0	0
03:00	0	0	0	0	0	0
04:00	0	0	0	0	0	0
05:00	0	0	0	0	0	0
06:00	1	0	1	0	0	0
07:00	6	0	6	0	0	0
08:00	11	0	11	0	0	0
09:00	10	1	9	0	0	0
10:00	13	0	13	0	0	0
11:00	15	0	15	0	0	0
12:00	13	1	12	0	0	0
13:00	17	0	17	0	0	0
14:00	15	0	15	0	0	0
15:00	14	0	14	0	0	0
16:00	29	0	27	2	0	0
17:00	28	0	28	0	0	0
18:00	12	0	12	0	0	0
19:00	9	0	8	0	1	0
20:00	6	0	6	0	0	0
21:00	3	0	3	0	0	0
22:00	0	0	0	0	0	0
23:00	1	0	1	0	0	0
<b>Total</b>						
12H(7-19)	183	2	179	2	0	0
16H(6-22)	202	2	197	2	1	0
18H(6-24)	203	2	198	2	1	0
24H(0-24)	204	2	199	2	1	0
<b>AM Peak</b>	11:00	09:00	11:00	11:00	11:00	11:00
	15	1	15	0	0	0
<b>PM Peak</b>	16:00	12:00	17:00	16:00	19:00	23:00
	29	1	28	2	1	0



# Un-named Rd, Noke North site

Site No. 594901

Site Ref. 594901

Site 01

Classification Report

20 Sep 2022

Channel: Northbound

	Total Volume	Bin 1 M/Cycle	Bin 2 Car/IVan	Bin 3 LGV	Bin 4 HGV	Bin 5 Bus
00:00	0	0	0	0	0	0
01:00	0	0	0	0	0	0
02:00	0	0	0	0	0	0
03:00	0	0	0	0	0	0
04:00	1	0	0	1	0	0
05:00	0	0	0	0	0	0
06:00	3	0	2	1	0	0
07:00	7	0	6	1	0	0
08:00	19	0	17	1	1	0
09:00	13	0	13	0	0	0
10:00	9	0	8	1	0	0
11:00	13	0	12	1	0	0
12:00	13	0	11	2	0	0
13:00	9	0	8	1	0	0
14:00	12	0	12	0	0	0
15:00	16	0	16	0	0	0
16:00	18	0	15	3	0	0
17:00	18	0	16	2	0	0
18:00	18	0	16	2	0	0
19:00	9	0	9	0	0	0
20:00	4	0	4	0	0	0
21:00	7	0	7	0	0	0
22:00	2	1	1	0	0	0
23:00	1	0	1	0	0	0
<b>Total</b>						
12H(7-19)	165	0	150	14	1	0
16H(6-22)	188	0	172	15	1	0
18H(6-24)	191	1	174	15	1	0
24H(0-24)	192	1	174	16	1	0
<b>AM Peak</b>	08:00 19	11:00 0	08:00 17	11:00 1	08:00 1	11:00 0
<b>PM Peak</b>	18:00 18	22:00 1	18:00 16	16:00 3	23:00 0	23:00 0

Site No. 594901

Site Ref. 594901

Site 01

Classification Report

20 Sep 2022

Channel: Southbound

	Total Volume	Bin 1 M/Cycle	Bin 2 Car/IVan	Bin 3 LGV	Bin 4 HGV	Bin 5 Bus
00:00	0	0	0	0	0	0
01:00	0	0	0	0	0	0
02:00	0	0	0	0	0	0
03:00	0	0	0	0	0	0
04:00	0	0	0	0	0	0
05:00	2	0	1	1	0	0
06:00	3	0	2	1	0	0
07:00	21	0	19	1	1	0
08:00	16	0	16	0	0	0
09:00	16	0	15	1	0	0
10:00	12	0	12	0	0	0
11:00	12	0	10	2	0	0
12:00	15	0	14	1	0	0
13:00	9	0	8	1	0	0
14:00	19	0	18	1	0	0
15:00	17	0	17	0	0	0
16:00	17	0	12	4	1	0
17:00	12	0	11	1	0	0
18:00	9	0	7	2	0	0
19:00	5	0	5	0	0	0
20:00	2	0	2	0	0	0
21:00	2	0	2	0	0	0
22:00	1	0	1	0	0	0
23:00	0	0	0	0	0	0
<b>Total</b>						
12H(7-19)	175	0	159	14	2	0
16H(6-22)	187	0	170	15	2	0
18H(6-24)	188	0	171	15	2	0
24H(0-24)	190	0	172	16	2	0
<b>AM Peak</b>	07:00	11:00	07:00	11:00	07:00	11:00
	21	0	19	2	1	0
<b>PM Peak</b>	14:00	23:00	14:00	16:00	16:00	23:00
	19	0	18	4	1	0

PCC Traffic Information Consultancy Ltd.

Site No. 594901

Site Ref. 594901

Site 01

	Total Volume	Bin 1 M/Cycle	Bin 2 Car/IVan	Bin 3 LGV	Bin 4 HGV	Bin 5 Bus
00:00	0	0	0	0	0	0
01:00	0	0	0	0	0	0
02:00	0	0	0	0	0	0
03:00	0	0	0	0	0	0
04:00	1	0	0	1	0	0
05:00	2	0	1	1	0	0
06:00	6	0	4	2	0	0
07:00	28	0	25	2	1	0
08:00	35	0	33	1	1	0
09:00	29	0	28	1	0	0
10:00	21	0	20	1	0	0
11:00	25	0	22	3	0	0
12:00	28	0	25	3	0	0
13:00	18	0	16	2	0	0
14:00	31	0	30	1	0	0
15:00	33	0	33	0	0	0
16:00	35	0	27	7	1	0
17:00	30	0	27	3	0	0
18:00	27	0	23	4	0	0
19:00	14	0	14	0	0	0
20:00	6	0	6	0	0	0
21:00	9	0	9	0	0	0
22:00	3	1	2	0	0	0
23:00	1	0	1	0	0	0
<b>Total</b>						
12H(7-19)	340	0	309	28	3	0
16H(6-22)	375	0	342	30	3	0
18H(6-24)	379	1	345	30	3	0
24H(0-24)	382	1	346	32	3	0
<b>AM Peak</b>	08:00	11:00	08:00	11:00	08:00	11:00
	35	0	33	3	1	0
<b>PM Peak</b>	16:00	22:00	15:00	16:00	16:00	23:00
	35	1	33	7	1	0





Un-named Rd, Noke North site

Site Ref. 594901

Site No. 594901

Site 01

Speed Report (Speed Limit 60 Mph)

14 Sep 2022

Channel: Northbound

	Total Volume	85th Percentile	Mean Average	Standard Deviation	Bin 1 <10Mph	Bin 2 10-<15	Bin 3 15-<20	Bin 4 20-<25	Bin 5 25-<30	Bin 6 30-<35	Bin 7 35-<40	Bin 8 40-<45	Bin 9 45-<50	Bin 10 50-<55	Bin 11 55-<60	Bin 12 60-<65	Bin 13 =>65
00:00	0				0	0	0	0	0	0	0	0	0	0	0	0	0
01:00	0				0	0	0	0	0	0	0	0	0	0	0	0	0
02:00	0				0	0	0	0	0	0	0	0	0	0	0	0	0
03:00	0				0	0	0	0	0	0	0	0	0	0	0	0	0
04:00	1		28		0	0	0	0	1	0	0	0	0	0	0	0	0
05:00	0				0	0	0	0	0	0	0	0	0	0	0	0	0
06:00	2		27		0	0	0	1	0	1	0	0	0	0	0	0	0
07:00	15	29	24	4	0	0	3	5	5	2	0	0	0	0	0	0	0
08:00	15	27	23	3	0	0	3	8	2	2	0	0	0	0	0	0	0
09:00	17	30	25	5	0	0	3	6	5	3	0	0	0	0	0	0	0
10:00	10	29	25	4	0	1	0	3	5	1	0	0	0	0	0	0	0
11:00	14	29	26	3	0	0	0	6	6	2	0	0	0	0	0	0	0
12:00	13	31	26	5	0	0	1	5	3	4	0	0	0	0	0	0	0
13:00	10	28	26	3	0	0	1	2	7	0	0	0	0	0	0	0	0
14:00	12	30	26	5	0	1	0	4	4	3	0	0	0	0	0	0	0
15:00	19	29	25	4	0	0	2	6	9	2	0	0	0	0	0	0	0
16:00	20	30	26	3	0	0	1	6	10	3	0	0	0	0	0	0	0
17:00	16	28	24	4	0	0	2	8	5	1	0	0	0	0	0	0	0
18:00	19	29	25	4	0	0	2	6	9	2	0	0	0	0	0	0	0
19:00	8		24		0	0	0	5	3	0	0	0	0	0	0	0	0
20:00	4		29		0	0	0	1	2	0	1	0	0	0	0	0	0
21:00	5		24		0	0	1	2	2	0	0	0	0	0	0	0	0
22:00	2		25		0	0	0	1	1	0	0	0	0	0	0	0	0
23:00	0				0	0	0	0	0	0	0	0	0	0	0	0	0
<b>Total</b>																	
12H(7-19)	180	30	25	5	0	2	18	65	70	25	0	0	0	0	0	0	0
16H(6-22)	199	30	25	5	0	2	19	74	77	26	1	0	0	0	0	0	0
18H(6-24)	201	30	25	5	0	2	19	75	78	26	1	0	0	0	0	0	0
24H(0-24)	202	30	25	5	0	2	19	75	79	26	1	0	0	0	0	0	0
<b>AM Peak</b>																	
09:00	17	09:00	04:00	09:00	-	10:00	09:00	08:00	11:00	09:00	-	-	-	-	-	-	-
		30	28	5	0	1	3	8	6	3	0	0	0	0	0	0	0
<b>PM Peak</b>																	
16:00	20	12:00	20:00	12:00	-	14:00	18:00	17:00	16:00	12:00	20:00	-	-	-	-	-	-
		31	29	5	0	1	2	8	10	4	1	0	0	0	0	0	0

PCC Traffic Information Consultancy Ltd.

Site No. 594901

Site Ref. 594901

Site 01

Speed Report (Speed Limit 60 Mph)

14 Sep 2022

Channel: Southbound

	Total Volume	85th Percentile	Mean Average	Standard Deviation	Bin 1 <10Mph	Bin 2 10-<15	Bin 3 15-<20	Bin 4 20-<25	Bin 5 25-<30	Bin 6 30-<35	Bin 7 35-<40	Bin 8 40-<45	Bin 9 45-<50	Bin 10 50-<55	Bin 11 55-<60	Bin 12 60-<65	Bin 13 =>65
00:00	0				0	0	0	0	0	0	0	0	0	0	0	0	0
01:00	0				0	0	0	0	0	0	0	0	0	0	0	0	0
02:00	0				0	0	0	0	0	0	0	0	0	0	0	0	0
03:00	0				0	0	0	0	0	0	0	0	0	0	0	0	0
04:00	0				0	0	0	0	0	0	0	0	0	0	0	0	0
05:00	1		28		0	0	0	0	1	0	0	0	0	0	0	0	0
06:00	5		28		0	0	0	1	2	2	0	0	0	0	0	0	0
07:00	23	32	28	4	0	0	0	8	9	4	2	0	0	0	0	0	0
08:00	17	33	27	6	0	1	2	4	4	4	1	1	0	0	0	0	0
09:00	14	29	26	3	0	0	0	5	7	2	0	0	0	0	0	0	0
10:00	12	29	26	3	0	0	1	5	4	1	1	0	0	0	0	0	0
11:00	19	29	25	5	0	0	3	8	5	3	0	0	0	0	0	0	0
12:00	6		24		0	0	1	3	2	0	0	0	0	0	0	0	0
13:00	9		27		0	0	2	0	5	1	0	1	0	0	0	0	0
14:00	15	29	26	4	0	1	1	2	9	2	0	0	0	0	0	0	0
15:00	22	31	24	7	0	2	4	5	6	5	0	0	0	0	0	0	0
16:00	20	32	27	6	0	0	4	3	7	5	1	0	0	0	0	0	0
17:00	12	32	27	5	0	0	1	4	3	4	0	0	0	0	0	0	0
18:00	10	33	26	6	0	1	2	1	3	1	1	1	0	0	0	0	0
19:00	4		30		0	0	1	0	1	1	0	1	0	0	0	0	0
20:00	3		31		0	0	0	0	2	0	1	0	0	0	0	0	0
21:00	2		27		0	0	0	1	0	1	0	0	0	0	0	0	0
22:00	1		18		0	0	1	0	0	0	0	0	0	0	0	0	0
23:00	1		28		0	0	0	0	1	0	0	0	0	0	0	0	0
<b>Total</b>																	
12H(7-19)	179	32	26	6	0	5	21	48	64	32	6	3	0	0	0	0	0
16H(6-22)	193	32	26	6	0	5	22	50	69	36	7	4	0	0	0	0	0
18H(6-24)	195	32	26	6	0	5	23	50	70	36	7	4	0	0	0	0	0
24H(0-24)	196	32	26	6	0	5	23	50	71	36	7	4	0	0	0	0	0
<b>AM Peak</b>																	
07:00	23	08:00	06:00	08:00	-	08:00	11:00	11:00	07:00	08:00	07:00	08:00	-	-	-	-	-
		33	28	6	0	1	3	8	9	4	2	1	0	0	0	0	0
<b>PM Peak</b>																	
15:00	22	18:00	20:00	15:00	-	15:00	16:00	15:00	14:00	16:00	20:00	19:00	-	-	-	-	-
		33	31	7	0	2	4	5	9	5	1	1	0	0	0	0	0

	Total Volume	85th Percentile	Mean Average	Standard Deviation	Bin 1 <10Mph	Bin 2 10-<15	Bin 3 15-<20	Bin 4 20-<25	Bin 5 25-<30	Bin 6 30-<35	Bin 7 35-<40	Bin 8 40-<45	Bin 9 45-<50	Bin 10 50-<55	Bin 11 55-<60	Bin 12 60-<65	Bin 13 >=65
00:00	0				0	0	0	0	0	0	0	0	0	0	0	0	0
01:00	0				0	0	0	0	0	0	0	0	0	0	0	0	0
02:00	0				0	0	0	0	0	0	0	0	0	0	0	0	0
03:00	0				0	0	0	0	0	0	0	0	0	0	0	0	0
04:00	1		28		0	0	0	0	1	0	0	0	0	0	0	0	0
05:00	1		28		0	0	0	0	1	0	0	0	0	0	0	0	0
06:00	7		28		0	0	0	2	2	3	0	0	0	0	0	0	0
07:00	38	31	26	5	0	0	3	13	14	6	2	0	0	0	0	0	0
08:00	32	32	25	7	0	1	5	12	6	6	1	1	0	0	0	0	0
09:00	31	30	26	4	0	0	3	11	12	5	0	0	0	0	0	0	0
10:00	22	29	26	4	0	1	1	8	9	2	1	0	0	0	0	0	0
11:00	33	30	25	4	0	0	3	14	11	5	0	0	0	0	0	0	0
12:00	19	30	25	5	0	0	2	8	5	4	0	0	0	0	0	0	0
13:00	19	29	26	3	0	0	3	2	12	1	0	1	0	0	0	0	0
14:00	27	30	26	4	0	2	1	6	13	5	0	0	0	0	0	0	0
15:00	41	30	25	5	0	2	6	11	15	7	0	0	0	0	0	0	0
16:00	40	31	26	5	0	0	5	9	17	8	1	0	0	0	0	0	0
17:00	28	30	25	5	0	0	3	12	8	5	0	0	0	0	0	0	0
18:00	29	30	26	4	0	1	4	7	12	3	1	1	0	0	0	0	0
19:00	12	29	26	3	0	0	1	5	4	1	0	1	0	0	0	0	0
20:00	7		30		0	0	0	1	4	0	2	0	0	0	0	0	0
21:00	7		25		0	0	1	3	2	1	0	0	0	0	0	0	0
22:00	3		23		0	0	1	1	1	0	0	0	0	0	0	0	0
23:00	1		28		0	0	0	0	1	0	0	0	0	0	0	0	0
<b>Total</b>																	
12H(7-19)	359	31	26	5	0	7	39	113	134	57	6	3	0	0	0	0	0
16H(6-22)	392	31	26	5	0	7	41	124	146	62	8	4	0	0	0	0	0
18H(6-24)	396	31	26	5	0	7	42	125	148	62	8	4	0	0	0	0	0
24H(0-24)	398	31	26	5	0	7	42	125	150	62	8	4	0	0	0	0	0
<b>AM Peak</b>																	
07:00		08:00	06:00	08:00	-	10:00	08:00	11:00	07:00	08:00	07:00	08:00	-	-	-	-	-
38		32	28	7	0	1	5	14	14	6	2	1	0	0	0	0	0
<b>PM Peak</b>																	
15:00		16:00	20:00	15:00	-	15:00	15:00	17:00	16:00	16:00	20:00	19:00	-	-	-	-	-
41		31	30	5	0	2	6	12	17	8	2	1	0	0	0	0	0



Un-named Rd, Noke North site

Site Ref. 594901

Site No. 594901

Site 01

Speed Report (Speed Limit 60 Mph)

15 Sep 2022

Channel: Northbound

	Total Volume	85th Percentile	Mean Average	Standard Deviation	Bin 1 <10Mph	Bin 2 10-<15	Bin 3 15-<20	Bin 4 20-<25	Bin 5 25-<30	Bin 6 30-<35	Bin 7 35-<40	Bin 8 40-<45	Bin 9 45-<50	Bin 10 50-<55	Bin 11 55-<60	Bin 12 60-<65	Bin 13 =>65
00:00	0				0	0	0	0	0	0	0	0	0	0	0	0	0
01:00	0				0	0	0	0	0	0	0	0	0	0	0	0	0
02:00	0				0	0	0	0	0	0	0	0	0	0	0	0	0
03:00	0				0	0	0	0	0	0	0	0	0	0	0	0	0
04:00	1		22		0	0	0	1	0	0	0	0	0	0	0	0	0
05:00	0				0	0	0	0	0	0	0	0	0	0	0	0	0
06:00	1		22		0	0	0	1	0	0	0	0	0	0	0	0	0
07:00	11	31	27	4	0	0	0	5	3	3	0	0	0	0	0	0	0
08:00	17	29	25	3	0	0	1	7	8	1	0	0	0	0	0	0	0
09:00	17	26	24	2	0	0	2	11	3	0	1	0	0	0	0	0	0
10:00	9		21		1	0	2	4	2	0	0	0	0	0	0	0	0
11:00	6		24		0	0	1	3	1	1	0	0	0	0	0	0	0
12:00	15	25	23	2	0	0	2	10	3	0	0	0	0	0	0	0	0
13:00	8		22		0	0	2	5	1	0	0	0	0	0	0	0	0
14:00	6		26		0	0	0	3	2	1	0	0	0	0	0	0	0
15:00	19	30	26	4	0	0	2	4	9	4	0	0	0	0	0	0	0
16:00	17	30	26	4	0	0	1	7	6	3	0	0	0	0	0	0	0
17:00	13	29	25	4	0	0	3	4	4	1	1	0	0	0	0	0	0
18:00	18	29	25	4	0	0	2	6	8	2	0	0	0	0	0	0	0
19:00	7		25		0	0	0	4	2	1	0	0	0	0	0	0	0
20:00	5		30		0	0	0	0	4	0	1	0	0	0	0	0	0
21:00	4		30		0	0	0	1	2	0	0	1	0	0	0	0	0
22:00	3		21		0	0	1	2	0	0	0	0	0	0	0	0	0
23:00	1		22		0	0	0	1	0	0	0	0	0	0	0	0	0
<b>Total</b>																	
12H(7-19)	156	29	25	5	1	0	18	69	50	16	2	0	0	0	0	0	0
16H(6-22)	173	30	25	5	1	0	18	75	58	17	3	1	0	0	0	0	0
18H(6-24)	177	30	25	5	1	0	19	78	58	17	3	1	0	0	0	0	0
24H(0-24)	178	30	25	5	1	0	19	79	58	17	3	1	0	0	0	0	0
<b>AM Peak</b>	09:00	07:00	07:00	07:00	10:00	-	10:00	09:00	08:00	07:00	09:00	-	-	-	-	-	-
	17	31	27	4	1	0	2	11	8	3	1	0	0	0	0	0	0
<b>PM Peak</b>	15:00	15:00	21:00	17:00	-	-	17:00	12:00	15:00	15:00	20:00	21:00	-	-	-	-	-
	19	30	30	4	0	0	3	10	9	4	1	1	0	0	0	0	0

PCC Traffic Information Consultancy Ltd.

Site No. 594901

Site Ref. 594901

Site 01

Speed Report (Speed Limit 60 Mph)

15 Sep 2022

Channel: Southbound

	Total Volume	85th Percentile	Mean Average	Standard Deviation	Bin 1 <10Mph	Bin 2 10-<15	Bin 3 15-<20	Bin 4 20-<25	Bin 5 25-<30	Bin 6 30-<35	Bin 7 35-<40	Bin 8 40-<45	Bin 9 45-<50	Bin 10 50-<55	Bin 11 55-<60	Bin 12 60-<65	Bin 13 =>65
00:00	0				0	0	0	0	0	0	0	0	0	0	0	0	0
01:00	0				0	0	0	0	0	0	0	0	0	0	0	0	0
02:00	0				0	0	0	0	0	0	0	0	0	0	0	0	0
03:00	0				0	0	0	0	0	0	0	0	0	0	0	0	0
04:00	1		28		0	0	0	0	1	0	0	0	0	0	0	0	0
05:00	0				0	0	0	0	0	0	0	0	0	0	0	0	0
06:00	5		21		0	1	1	2	1	0	0	0	0	0	0	0	0
07:00	28	33	28	5	0	0	1	8	11	5	3	0	0	0	0	0	0
08:00	10	32	29	3	0	0	0	2	4	4	0	0	0	0	0	0	0
09:00	12	28	24	4	0	1	1	5	4	1	0	0	0	0	0	0	0
10:00	11	29	27	2	0	0	0	3	7	1	0	0	0	0	0	0	0
11:00	7		29		0	0	0	2	2	2	1	0	0	0	0	0	0
12:00	10	31	25	6	0	1	2	2	2	3	0	0	0	0	0	0	0
13:00	16	31	26	5	0	0	1	9	2	3	0	0	1	0	0	0	0
14:00	8		30		0	0	1	0	3	3	1	0	0	0	0	0	0
15:00	21	29	26	3	0	0	2	4	13	2	0	0	0	0	0	0	0
16:00	23	34	28	6	0	0	2	5	7	6	2	1	0	0	0	0	0
17:00	9		31		0	0	0	1	2	5	1	0	0	0	0	0	0
18:00	12	31	26	5	0	0	3	3	3	1	1	1	0	0	0	0	0
19:00	4		29		0	0	0	1	1	2	0	0	0	0	0	0	0
20:00	4		25		0	0	1	1	1	1	0	0	0	0	0	0	0
21:00	0				0	0	0	0	0	0	0	0	0	0	0	0	0
22:00	0				0	0	0	0	0	0	0	0	0	0	0	0	0
23:00	0				0	0	0	0	0	0	0	0	0	0	0	0	0
<b>Total</b>																	
12H(7-19)	167	33	27	6	0	2	13	44	60	36	9	2	1	0	0	0	0
16H(6-22)	180	33	27	6	0	3	15	48	63	39	9	2	1	0	0	0	0
18H(6-24)	180	33	27	6	0	3	15	48	63	39	9	2	1	0	0	0	0
24H(0-24)	181	33	27	6	0	3	15	48	64	39	9	2	1	0	0	0	0
<b>AM Peak</b>	07:00	07:00	11:00	07:00	-	09:00	09:00	07:00	07:00	07:00	07:00	-	-	-	-	-	-
	28	33	29	5	0	1	1	8	11	5	3	0	0	0	0	0	0
<b>PM Peak</b>	16:00	16:00	17:00	12:00	-	12:00	18:00	13:00	15:00	16:00	16:00	18:00	13:00	-	-	-	-
	23	34	31	6	0	1	3	9	13	6	2	1	1	0	0	0	0

	Total Volume	85th Percentile	Mean Average	Standard Deviation	Bin 1 <10Mph	Bin 2 10-<15	Bin 3 15-<20	Bin 4 20-<25	Bin 5 25-<30	Bin 6 30-<35	Bin 7 35-<40	Bin 8 40-<45	Bin 9 45-<50	Bin 10 50-<55	Bin 11 55-<60	Bin 12 60-<65	Bin 13 >=65
00:00	0				0	0	0	0	0	0	0	0	0	0	0	0	0
01:00	0				0	0	0	0	0	0	0	0	0	0	0	0	0
02:00	0				0	0	0	0	0	0	0	0	0	0	0	0	0
03:00	0				0	0	0	0	0	0	0	0	0	0	0	0	0
04:00	2		25		0	0	0	1	1	0	0	0	0	0	0	0	0
05:00	0				0	0	0	0	0	0	0	0	0	0	0	0	0
06:00	6		21		0	1	1	3	1	0	0	0	0	0	0	0	0
07:00	39	33	27	5	0	0	1	13	14	8	3	0	0	0	0	0	0
08:00	27	30	26	4	0	0	1	9	12	5	0	0	0	0	0	0	0
09:00	29	28	24	4	0	1	3	16	7	1	1	0	0	0	0	0	0
10:00	20	28	24	4	1	0	2	7	9	1	0	0	0	0	0	0	0
11:00	13	32	27	5	0	0	1	5	3	3	1	0	0	0	0	0	0
12:00	25	28	24	5	0	1	4	12	5	3	0	0	0	0	0	0	0
13:00	24	29	25	4	0	0	3	14	3	3	0	0	1	0	0	0	0
14:00	14	32	28	4	0	0	1	3	5	4	1	0	0	0	0	0	0
15:00	40	30	26	4	0	0	4	8	22	6	0	0	0	0	0	0	0
16:00	40	33	27	6	0	0	3	12	13	9	2	1	0	0	0	0	0
17:00	22	33	27	6	0	0	3	5	6	6	2	0	0	0	0	0	0
18:00	30	30	26	4	0	0	5	9	11	3	1	1	0	0	0	0	0
19:00	11	31	27	4	0	0	0	5	3	3	0	0	0	0	0	0	0
20:00	9		28		0	0	1	1	5	1	1	0	0	0	0	0	0
21:00	4		30		0	0	0	1	2	0	0	1	0	0	0	0	0
22:00	3		21		0	0	1	2	0	0	0	0	0	0	0	0	0
23:00	1		22		0	0	0	1	0	0	0	0	0	0	0	0	0
<b>Total</b>																	
12H(7-19)	323	32	26	6	1	2	31	113	110	52	11	2	1	0	0	0	0
16H(6-22)	353	32	26	6	1	3	33	123	121	56	12	3	1	0	0	0	0
18H(6-24)	357	32	26	6	1	3	34	126	121	56	12	3	1	0	0	0	0
24H(0-24)	359	32	26	6	1	3	34	127	122	56	12	3	1	0	0	0	0
<b>AM Peak</b>	07:00	07:00	07:00	07:00	10:00	09:00	09:00	09:00	07:00	07:00	07:00	-	-	-	-	-	-
	39	33	27	5	1	1	3	16	14	8	3	0	0	0	0	0	0
<b>PM Peak</b>	16:00	17:00	21:00	17:00	-	12:00	18:00	13:00	15:00	16:00	17:00	21:00	13:00	-	-	-	-
	40	33	30	6	0	1	5	14	22	9	2	1	1	0	0	0	0



Un-named Rd, Noke North site

Site Ref. 594901

Site No. 594901

Site 01

Speed Report (Speed Limit 60 Mph)

16 Sep 2022

Channel: Northbound

	Total Volume	85th Percentile	Mean Average	Standard Deviation	Bin 1 <10Mph	Bin 2 10-<15	Bin 3 15-<20	Bin 4 20-<25	Bin 5 25-<30	Bin 6 30-<35	Bin 7 35-<40	Bin 8 40-<45	Bin 9 45-<50	Bin 10 50-<55	Bin 11 55-<60	Bin 12 60-<65	Bin 13 =>65
00:00	0				0	0	0	0	0	0	0	0	0	0	0	0	0
01:00	0				0	0	0	0	0	0	0	0	0	0	0	0	0
02:00	0				0	0	0	0	0	0	0	0	0	0	0	0	0
03:00	0				0	0	0	0	0	0	0	0	0	0	0	0	0
04:00	0				0	0	0	0	0	0	0	0	0	0	0	0	0
05:00	0				0	0	0	0	0	0	0	0	0	0	0	0	0
06:00	2		25		0	0	0	1	1	0	0	0	0	0	0	0	0
07:00	19	29	24	5	1	0	5	4	6	2	1	0	0	0	0	0	0
08:00	15	31	26	5	0	0	2	5	4	4	0	0	0	0	0	0	0
09:00	6		26		0	0	0	3	2	1	0	0	0	0	0	0	0
10:00	11	27	23	3	0	1	0	6	4	0	0	0	0	0	0	0	0
11:00	15	28	24	4	0	1	0	7	7	0	0	0	0	0	0	0	0
12:00	11	32	27	5	0	0	2	2	3	4	0	0	0	0	0	0	0
13:00	12	29	25	4	0	0	2	3	6	1	0	0	0	0	0	0	0
14:00	23	29	23	6	4	0	1	8	7	3	0	0	0	0	0	0	0
15:00	19	30	27	3	0	0	1	5	9	4	0	0	0	0	0	0	0
16:00	22	29	26	4	0	0	2	7	10	3	0	0	0	0	0	0	0
17:00	22	28	24	4	1	1	0	10	9	1	0	0	0	0	0	0	0
18:00	13	29	25	4	0	0	3	2	7	1	0	0	0	0	0	0	0
19:00	8		26		0	0	1	3	2	1	1	0	0	0	0	0	0
20:00	4		28		0	0	1	0	2	0	1	0	0	0	0	0	0
21:00	1		28		0	0	0	0	1	0	0	0	0	0	0	0	0
22:00	1		22		0	0	0	1	0	0	0	0	0	0	0	0	0
23:00	1		28		0	0	0	0	1	0	0	0	0	0	0	0	0
<b>Total</b>																	
12H(7-19)	188	30	25	5	6	3	18	62	74	24	1	0	0	0	0	0	0
16H(6-22)	203	30	25	5	6	3	20	66	80	25	3	0	0	0	0	0	0
18H(6-24)	205	30	25	5	6	3	20	67	81	25	3	0	0	0	0	0	0
24H(0-24)	205	30	25	5	6	3	20	67	81	25	3	0	0	0	0	0	0
<b>AM Peak</b>	07:00	08:00	09:00	07:00	07:00	11:00	07:00	11:00	11:00	08:00	07:00	-	-	-	-	-	-
	19	31	26	5	1	1	5	7	7	4	1	0	0	0	0	0	0
<b>PM Peak</b>	14:00	12:00	23:00	14:00	14:00	17:00	18:00	17:00	16:00	15:00	20:00	-	-	-	-	-	-
	23	32	28	6	4	1	3	10	10	4	1	0	0	0	0	0	0

PCC Traffic Information Consultancy Ltd.

Site No. 594901 64.98716 Site Ref. 594901

Site 01

Speed Report (Speed Limit 60 Mph)

16 Sep 2022

Channel: Southbound

	Total Volume	85th Percentile	Mean Average	Standard Deviation	Bin 1 <10Mph	Bin 2 10-<15	Bin 3 15-<20	Bin 4 20-<25	Bin 5 25-<30	Bin 6 30-<35	Bin 7 35-<40	Bin 8 40-<45	Bin 9 45-<50	Bin 10 50-<55	Bin 11 55-<60	Bin 12 60-<65	Bin 13 =>65
00:00	0				0	0	0	0	0	0	0	0	0	0	0	0	0
01:00	0				0	0	0	0	0	0	0	0	0	0	0	0	0
02:00	0				0	0	0	0	0	0	0	0	0	0	0	0	0
03:00	0				0	0	0	0	0	0	0	0	0	0	0	0	0
04:00	0				0	0	0	0	0	0	0	0	0	0	0	0	0
05:00	0				0	0	0	0	0	0	0	0	0	0	0	0	0
06:00	4		24		0	0	0	3	1	0	0	0	0	0	0	0	0
07:00	28	32	26	6	0	3	3	5	10	5	1	0	1	0	0	0	0
08:00	21	29	26	4	0	0	1	9	8	3	0	0	0	0	0	0	0
09:00	10	34	29	5	0	0	1	2	3	2	2	0	0	0	0	0	0
10:00	13	29	24	5	0	1	2	4	4	2	0	0	0	0	0	0	0
11:00	12	30	27	4	0	0	1	3	5	3	0	0	0	0	0	0	0
12:00	10	31	27	4	0	0	0	4	3	3	0	0	0	0	0	0	0
13:00	13	30	26	4	0	1	1	2	6	2	1	0	0	0	0	0	0
14:00	20	31	23	8	1	2	3	7	2	4	1	0	0	0	0	0	0
15:00	12	32	28	4	0	0	0	3	4	5	0	0	0	0	0	0	0
16:00	22	32	28	4	0	0	1	3	11	6	1	0	0	0	0	0	0
17:00	19	33	25	8	2	0	2	6	3	4	2	0	0	0	0	0	0
18:00	7		25		0	1	0	2	2	2	0	0	0	0	0	0	0
19:00	1		28		0	0	0	0	1	0	0	0	0	0	0	0	0
20:00	3		27		0	0	0	0	3	0	0	0	0	0	0	0	0
21:00	1		12		0	1	0	0	0	0	0	0	0	0	0	0	0
22:00	0				0	0	0	0	0	0	0	0	0	0	0	0	0
23:00	0				0	0	0	0	0	0	0	0	0	0	0	0	0
<b>Total</b>																	
12H(7-19)	187	33	26	7	3	8	15	50	61	41	8	0	1	0	0	0	0
16H(6-22)	196	32	26	6	3	9	15	53	66	41	8	0	1	0	0	0	0
18H(6-24)	196	32	26	6	3	9	15	53	66	41	8	0	1	0	0	0	0
24H(0-24)	196	32	26	6	3	9	15	53	66	41	8	0	1	0	0	0	0
<b>AM Peak</b>	07:00	09:00	09:00	07:00	-	07:00	07:00	08:00	07:00	07:00	09:00	-	07:00	-	-	-	-
	28	34	29	6	0	3	3	9	10	5	2	0	1	0	0	0	0
<b>PM Peak</b>	16:00	17:00	15:00	14:00	17:00	14:00	14:00	14:00	16:00	16:00	17:00	-	-	-	-	-	-
	22	33	28	8	2	2	3	7	11	6	2	0	0	0	0	0	0

	Total Volume	85th Percentile	Mean Average	Standard Deviation	Bin 1 <10Mph	Bin 2 10-<15	Bin 3 15-<20	Bin 4 20-<25	Bin 5 25-<30	Bin 6 30-<35	Bin 7 35-<40	Bin 8 40-<45	Bin 9 45-<50	Bin 10 50-<55	Bin 11 55-<60	Bin 12 60-<65	Bin 13 >=65
00:00	0				0	0	0	0	0	0	0	0	0	0	0	0	0
01:00	0				0	0	0	0	0	0	0	0	0	0	0	0	0
02:00	0				0	0	0	0	0	0	0	0	0	0	0	0	0
03:00	0				0	0	0	0	0	0	0	0	0	0	0	0	0
04:00	0				0	0	0	0	0	0	0	0	0	0	0	0	0
05:00	0				0	0	0	0	0	0	0	0	0	0	0	0	0
06:00	6		24		0	0	0	4	2	0	0	0	0	0	0	0	0
07:00	47	31	25	6	1	3	8	9	16	7	2	0	1	0	0	0	0
08:00	36	31	26	5	0	0	3	14	12	7	0	0	0	0	0	0	0
09:00	16	33	28	5	0	0	1	5	5	3	2	0	0	0	0	0	0
10:00	24	28	24	5	0	2	2	10	8	2	0	0	0	0	0	0	0
11:00	27	29	25	4	0	1	1	10	12	3	0	0	0	0	0	0	0
12:00	21	32	27	5	0	0	2	6	6	7	0	0	0	0	0	0	0
13:00	25	30	26	4	0	1	3	5	12	3	1	0	0	0	0	0	0
14:00	43	30	23	7	5	2	4	15	9	7	1	0	0	0	0	0	0
15:00	31	32	27	5	0	0	1	8	13	9	0	0	0	0	0	0	0
16:00	44	31	27	4	0	0	3	10	21	9	1	0	0	0	0	0	0
17:00	41	30	24	6	3	1	2	16	12	5	2	0	0	0	0	0	0
18:00	20	30	25	5	0	1	3	4	9	3	0	0	0	0	0	0	0
19:00	9		26		0	0	1	3	3	1	1	0	0	0	0	0	0
20:00	7		28		0	0	1	0	5	0	1	0	0	0	0	0	0
21:00	2		20		0	1	0	0	1	0	0	0	0	0	0	0	0
22:00	1		22		0	0	0	1	0	0	0	0	0	0	0	0	0
23:00	1		28		0	0	0	0	1	0	0	0	0	0	0	0	0
<b>Total</b>																	
12H(7-19)	375	31	25	6	9	11	33	112	135	65	9	0	1	0	0	0	0
16H(6-22)	399	31	25	6	9	12	35	119	146	66	11	0	1	0	0	0	0
18H(6-24)	401	31	25	6	9	12	35	120	147	66	11	0	1	0	0	0	0
24H(0-24)	401	31	25	6	9	12	35	120	147	66	11	0	1	0	0	0	0
<b>AM Peak</b>																	
07:00		09:00	09:00	07:00	07:00	07:00	07:00	08:00	07:00	08:00	09:00	-	07:00	-	-	-	-
47		33	28	6	1	3	8	14	16	7	2	0	1	0	0	0	0
<b>PM Peak</b>																	
16:00		12:00	23:00	14:00	14:00	14:00	14:00	17:00	16:00	16:00	17:00	-	-	-	-	-	-
44		32	28	7	5	2	4	16	21	9	2	0	0	0	0	0	0



Un-named Rd, Noke North site

Site Ref. 594901

Site No. 594901

Site 01

Speed Report (Speed Limit 60 Mph)

17 Sep 2022

Channel: Northbound

	Total Volume	85th Percentile	Mean Average	Standard Deviation	Bin 1 <10Mph	Bin 2 10-<15	Bin 3 15-<20	Bin 4 20-<25	Bin 5 25-<30	Bin 6 30-<35	Bin 7 35-<40	Bin 8 40-<45	Bin 9 45-<50	Bin 10 50-<55	Bin 11 55-<60	Bin 12 60-<65	Bin 13 =>65
00:00	1		28		0	0	0	0	1	0	0	0	0	0	0	0	0
01:00	0				0	0	0	0	0	0	0	0	0	0	0	0	0
02:00	1		22		0	0	0	1	0	0	0	0	0	0	0	0	0
03:00	1		22		0	0	0	1	0	0	0	0	0	0	0	0	0
04:00	0				0	0	0	0	0	0	0	0	0	0	0	0	0
05:00	1		28		0	0	0	0	1	0	0	0	0	0	0	0	0
06:00	2		20		0	0	1	1	0	0	0	0	0	0	0	0	0
07:00	4		25		0	0	0	2	2	0	0	0	0	0	0	0	0
08:00	7		23		0	0	0	6	1	0	0	0	0	0	0	0	0
09:00	8		24		0	1	0	4	2	1	0	0	0	0	0	0	0
10:00	13	28	26	3	0	0	1	5	6	0	1	0	0	0	0	0	0
11:00	9		25		0	0	0	5	3	1	0	0	0	0	0	0	0
12:00	11	32	28	4	0	0	1	2	4	3	1	0	0	0	0	0	0
13:00	13	29	25	4	0	0	2	5	4	2	0	0	0	0	0	0	0
14:00	19	29	25	4	0	1	0	7	9	2	0	0	0	0	0	0	0
15:00	10	28	25	3	0	0	1	4	5	0	0	0	0	0	0	0	0
16:00	18	28	24	4	0	1	1	9	5	2	0	0	0	0	0	0	0
17:00	8		27		0	0	1	2	3	1	1	0	0	0	0	0	0
18:00	12	29	27	3	0	0	1	3	6	1	1	0	0	0	0	0	0
19:00	4		23		0	0	2	0	2	0	0	0	0	0	0	0	0
20:00	5		28		0	0	0	1	3	0	1	0	0	0	0	0	0
21:00	2		23		0	0	0	2	0	0	0	0	0	0	0	0	0
22:00	5		22		0	0	0	5	0	0	0	0	0	0	0	0	0
23:00	2		23		0	0	1	0	1	0	0	0	0	0	0	0	0
<b>Total</b>																	
12H(7-19)	132	30	25	4	0	3	8	54	50	13	4	0	0	0	0	0	0
16H(6-22)	145	30	25	4	0	3	11	58	55	13	5	0	0	0	0	0	0
18H(6-24)	152	30	25	4	0	3	12	63	56	13	5	0	0	0	0	0	0
24H(0-24)	156	30	25	4	0	3	12	65	58	13	5	0	0	0	0	0	0
<b>AM Peak</b>																	
10:00	13	10:00	05:00	10:00	-	09:00	10:00	08:00	10:00	11:00	10:00	-	-	-	-	-	-
		28	28	3	0	1	1	6	6	1	1	0	0	0	0	0	0
<b>PM Peak</b>																	
14:00	19	12:00	20:00	16:00	-	16:00	19:00	16:00	14:00	12:00	20:00	-	-	-	-	-	-
		32	28	4	0	1	2	9	9	3	1	0	0	0	0	0	0

PCC Traffic Information Consultancy Ltd.

Site No. 594901

Site Ref. 594901

Site 01

Speed Report (Speed Limit 60 Mph)

17 Sep 2022

Channel: Southbound

	Total Volume	85th Percentile	Mean Average	Standard Deviation	Bin 1 <10Mph	Bin 2 10-<15	Bin 3 15-<20	Bin 4 20-<25	Bin 5 25-<30	Bin 6 30-<35	Bin 7 35-<40	Bin 8 40-<45	Bin 9 45-<50	Bin 10 50-<55	Bin 11 55-<60	Bin 12 60-<65	Bin 13 =>65
00:00	0				0	0	0	0	0	0	0	0	0	0	0	0	0
01:00	0				0	0	0	0	0	0	0	0	0	0	0	0	0
02:00	0				0	0	0	0	0	0	0	0	0	0	0	0	0
03:00	1		28		0	0	0	0	1	0	0	0	0	0	0	0	0
04:00	0				0	0	0	0	0	0	0	0	0	0	0	0	0
05:00	0				0	0	0	0	0	0	0	0	0	0	0	0	0
06:00	5		29		0	0	1	0	1	3	0	0	0	0	0	0	0
07:00	5		28		0	0	0	0	4	1	0	0	0	0	0	0	0
08:00	14	32	28	4	0	0	1	3	6	3	0	1	0	0	0	0	0
09:00	10	30	28	2	0	0	0	3	5	1	1	0	0	0	0	0	0
10:00	14	32	27	6	0	0	2	4	3	4	1	0	0	0	0	0	0
11:00	13	30	26	5	0	1	1	4	4	2	1	0	0	0	0	0	0
12:00	15	31	26	5	0	0	4	2	5	3	0	1	0	0	0	0	0
13:00	13	33	30	3	0	0	0	2	4	6	0	1	0	0	0	0	0
14:00	9		25		0	0	1	4	3	1	0	0	0	0	0	0	0
15:00	12	28	25	3	0	0	0	7	4	1	0	0	0	0	0	0	0
16:00	9		24		0	0	1	5	2	1	0	0	0	0	0	0	0
17:00	15	29	26	3	0	0	0	5	9	1	0	0	0	0	0	0	0
18:00	12	31	27	4	0	0	2	3	4	2	0	1	0	0	0	0	0
19:00	3		24		0	0	0	2	1	0	0	0	0	0	0	0	0
20:00	1		28		0	0	0	0	1	0	0	0	0	0	0	0	0
21:00	1		22		0	0	0	1	0	0	0	0	0	0	0	0	0
22:00	1		22		0	0	0	1	0	0	0	0	0	0	0	0	0
23:00	1		28		0	0	0	0	1	0	0	0	0	0	0	0	0
<b>Total</b>																	
12H(7-19)	141	32	27	5	0	1	12	42	53	26	3	4	0	0	0	0	0
16H(6-22)	151	32	27	6	0	1	13	45	56	29	3	4	0	0	0	0	0
18H(6-24)	153	32	27	6	0	1	13	46	57	29	3	4	0	0	0	0	0
24H(0-24)	154	32	27	6	0	1	13	46	58	29	3	4	0	0	0	0	0
<b>AM Peak</b>																	
10:00	14	10:00	06:00	10:00	-	11:00	10:00	11:00	08:00	10:00	11:00	08:00	-	-	-	-	-
		32	29	6	0	1	2	4	6	4	1	1	0	0	0	0	0
<b>PM Peak</b>																	
17:00	15	13:00	13:00	12:00	-	-	12:00	15:00	17:00	13:00	-	18:00	-	-	-	-	-
		33	30	5	0	0	4	7	9	6	0	1	0	0	0	0	0

	Total Volume	85th Percentile	Mean Average	Standard Deviation	Bin 1 <10Mph	Bin 2 10-<15	Bin 3 15-<20	Bin 4 20-<25	Bin 5 25-<30	Bin 6 30-<35	Bin 7 35-<40	Bin 8 40-<45	Bin 9 45-<50	Bin 10 50-<55	Bin 11 55-<60	Bin 12 60-<65	Bin 13 >=65
00:00	1		28		0	0	0	0	1	0	0	0	0	0	0	0	0
01:00	0				0	0	0	0	0	0	0	0	0	0	0	0	0
02:00	1		22		0	0	0	1	0	0	0	0	0	0	0	0	0
03:00	2		25		0	0	0	1	1	0	0	0	0	0	0	0	0
04:00	0				0	0	0	0	0	0	0	0	0	0	0	0	0
05:00	1		28		0	0	0	0	1	0	0	0	0	0	0	0	0
06:00	7		26		0	0	2	1	1	3	0	0	0	0	0	0	0
07:00	9		27		0	0	0	2	6	1	0	0	0	0	0	0	0
08:00	21	30	26	4	0	0	1	9	7	3	0	1	0	0	0	0	0
09:00	18	30	26	4	0	1	0	7	7	2	1	0	0	0	0	0	0
10:00	27	31	26	5	0	0	3	9	9	4	2	0	0	0	0	0	0
11:00	22	30	25	4	0	1	1	9	7	3	1	0	0	0	0	0	0
12:00	26	33	27	6	0	0	5	4	9	6	1	1	0	0	0	0	0
13:00	26	33	28	5	0	0	2	7	8	8	0	1	0	0	0	0	0
14:00	28	29	25	4	0	1	1	11	12	3	0	0	0	0	0	0	0
15:00	22	28	25	3	0	0	1	11	9	1	0	0	0	0	0	0	0
16:00	27	29	24	4	0	1	2	14	7	3	0	0	0	0	0	0	0
17:00	23	29	26	3	0	0	1	7	12	2	1	0	0	0	0	0	0
18:00	24	31	27	4	0	0	3	6	10	3	1	1	0	0	0	0	0
19:00	7		23		0	0	2	2	3	0	0	0	0	0	0	0	0
20:00	6		28		0	0	0	1	4	0	1	0	0	0	0	0	0
21:00	3		23		0	0	0	3	0	0	0	0	0	0	0	0	0
22:00	6		23		0	0	0	6	0	0	0	0	0	0	0	0	0
23:00	3		24		0	0	1	0	2	0	0	0	0	0	0	0	0
<b>Total</b>																	
12H(7-19)	273	31	26	5	0	4	20	96	103	39	7	4	0	0	0	0	0
16H(6-22)	296	31	26	5	0	4	24	103	111	42	8	4	0	0	0	0	0
18H(6-24)	305	31	26	5	0	4	25	109	113	42	8	4	0	0	0	0	0
24H(0-24)	310	31	26	5	0	4	25	111	116	42	8	4	0	0	0	0	0
<b>AM Peak</b>																	
10:00	10:00	05:00	10:00		-	11:00	10:00	11:00	10:00	10:00	10:00	08:00	-	-	-	-	-
27	31	28	5		0	1	3	9	9	4	2	1	0	0	0	0	0
<b>PM Peak</b>																	
14:00	13:00	20:00	12:00		-	16:00	12:00	16:00	17:00	13:00	20:00	18:00	-	-	-	-	-
28	33	28	6		0	1	5	14	12	8	1	1	0	0	0	0	0





Un-named Rd, Noke North site

Site Ref. 594901

Site No. 594901

Site 01

Speed Report (Speed Limit 60 Mph)

18 Sep 2022

Channel: Northbound

	Total Volume	85th Percentile	Mean Average	Standard Deviation	Bin 1 <10Mph	Bin 2 10-<15	Bin 3 15-<20	Bin 4 20-<25	Bin 5 25-<30	Bin 6 30-<35	Bin 7 35-<40	Bin 8 40-<45	Bin 9 45-<50	Bin 10 50-<55	Bin 11 55-<60	Bin 12 60-<65	Bin 13 =>65
00:00	0				0	0	0	0	0	0	0	0	0	0	0	0	0
01:00	0				0	0	0	0	0	0	0	0	0	0	0	0	0
02:00	1		28		0	0	0	0	1	0	0	0	0	0	0	0	0
03:00	0				0	0	0	0	0	0	0	0	0	0	0	0	0
04:00	0				0	0	0	0	0	0	0	0	0	0	0	0	0
05:00	1		28		0	0	0	0	1	0	0	0	0	0	0	0	0
06:00	0				0	0	0	0	0	0	0	0	0	0	0	0	0
07:00	3		26		0	0	0	1	2	0	0	0	0	0	0	0	0
08:00	3		24		0	0	0	2	1	0	0	0	0	0	0	0	0
09:00	8		21		0	1	2	3	2	0	0	0	0	0	0	0	0
10:00	4		23		0	0	1	2	1	0	0	0	0	0	0	0	0
11:00	14	27	24	4	0	1	1	7	4	1	0	0	0	0	0	0	0
12:00	11	29	25	4	0	0	2	3	4	2	0	0	0	0	0	0	0
13:00	8		26		0	0	1	1	6	0	0	0	0	0	0	0	0
14:00	10	29	25	4	0	0	2	4	2	2	0	0	0	0	0	0	0
15:00	12	25	23	1	0	0	0	10	2	0	0	0	0	0	0	0	0
16:00	11	24	21	3	0	0	4	6	1	0	0	0	0	0	0	0	0
17:00	8		25		0	0	0	4	4	0	0	0	0	0	0	0	0
18:00	10	26	22	4	0	1	2	4	3	0	0	0	0	0	0	0	0
19:00	5		26		0	0	0	2	2	1	0	0	0	0	0	0	0
20:00	4		30		0	0	0	1	1	1	1	0	0	0	0	0	0
21:00	1		28		0	0	0	0	1	0	0	0	0	0	0	0	0
22:00	2		23		0	0	0	2	0	0	0	0	0	0	0	0	0
23:00	1		28		0	0	0	0	1	0	0	0	0	0	0	0	0
<b>Total</b>																	
12H(7-19)	102	28	24	5	0	3	15	47	32	5	0	0	0	0	0	0	0
16H(6-22)	112	29	24	5	0	3	15	50	36	7	1	0	0	0	0	0	0
18H(6-24)	115	29	24	5	0	3	15	52	37	7	1	0	0	0	0	0	0
24H(0-24)	117	29	24	5	0	3	15	52	39	7	1	0	0	0	0	0	0
<b>AM Peak</b>	11:00	11:00	05:00	11:00	-	11:00	09:00	11:00	11:00	11:00	-	-	-	-	-	-	-
	14	27	28	4	0	1	2	7	4	1	0	0	0	0	0	0	0
<b>PM Peak</b>	15:00	12:00	20:00	14:00	-	18:00	16:00	15:00	13:00	14:00	20:00	-	-	-	-	-	-
	12	29	30	4	0	1	4	10	6	2	1	0	0	0	0	0	0

PCC Traffic Information Consultancy Ltd.

Site No. 594901

Site Ref. 594901

Site 01

Speed Report (Speed Limit 60 Mph)

18 Sep 2022

Channel: Southbound

	Total Volume	85th Percentile	Mean Average	Standard Deviation	Bin 1 <10Mph	Bin 2 10-<15	Bin 3 15-<20	Bin 4 20-<25	Bin 5 25-<30	Bin 6 30-<35	Bin 7 35-<40	Bin 8 40-<45	Bin 9 45-<50	Bin 10 50-<55	Bin 11 55-<60	Bin 12 60-<65	Bin 13 =>65
00:00	0				0	0	0	0	0	0	0	0	0	0	0	0	0
01:00	0				0	0	0	0	0	0	0	0	0	0	0	0	0
02:00	1		18		0	0	1	0	0	0	0	0	0	0	0	0	0
03:00	0				0	0	0	0	0	0	0	0	0	0	0	0	0
04:00	1		28		0	0	0	0	1	0	0	0	0	0	0	0	0
05:00	1		32		0	0	0	0	0	1	0	0	0	0	0	0	0
06:00	4		27		0	0	0	1	2	1	0	0	0	0	0	0	0
07:00	2		30		0	0	0	1	0	0	1	0	0	0	0	0	0
08:00	7		28		0	0	1	2	2	0	2	0	0	0	0	0	0
09:00	9		27		0	0	0	4	2	3	0	0	0	0	0	0	0
10:00	9		27		0	0	1	2	4	1	1	0	0	0	0	0	0
11:00	9		23		0	0	3	2	3	1	0	0	0	0	0	0	0
12:00	18	29	26	4	0	0	1	9	5	2	0	1	0	0	0	0	0
13:00	6		24		0	0	1	2	3	0	0	0	0	0	0	0	0
14:00	8		24		0	0	2	4	1	0	1	0	0	0	0	0	0
15:00	10	30	28	1	0	0	0	1	7	1	1	0	0	0	0	0	0
16:00	9		25		0	0	1	3	5	0	0	0	0	0	0	0	0
17:00	8		28		0	0	0	3	1	4	0	0	0	0	0	0	0
18:00	6		26		0	0	0	2	4	0	0	0	0	0	0	0	0
19:00	5		25		0	0	1	3	0	0	1	0	0	0	0	0	0
20:00	3		22		0	0	2	0	0	1	0	0	0	0	0	0	0
21:00	2		28		0	0	1	0	0	0	1	0	0	0	0	0	0
22:00	0				0	0	0	0	0	0	0	0	0	0	0	0	0
23:00	1		22		0	0	0	1	0	0	0	0	0	0	0	0	0
<b>Total</b>																	
12H(7-19)	101	31	26	5	0	0	10	35	37	12	6	1	0	0	0	0	0
16H(6-22)	115	32	26	6	0	0	14	39	39	14	8	1	0	0	0	0	0
18H(6-24)	116	32	26	6	0	0	14	40	39	14	8	1	0	0	0	0	0
24H(0-24)	119	32	26	6	0	0	15	40	40	15	8	1	0	0	0	0	0
<b>AM Peak</b>	11:00	-	05:00	-	-	-	11:00	09:00	10:00	09:00	08:00	-	-	-	-	-	-
	9	0	32	0	0	0	3	4	4	3	2	0	0	0	0	0	0
<b>PM Peak</b>	12:00	15:00	15:00	12:00	-	-	20:00	12:00	15:00	17:00	21:00	12:00	-	-	-	-	-
	18	30	28	4	0	0	2	9	7	4	1	1	0	0	0	0	0

	Total Volume	85th Percentile	Mean Average	Standard Deviation	Bin 1 <10Mph	Bin 2 10-<15	Bin 3 15-<20	Bin 4 20-<25	Bin 5 25-<30	Bin 6 30-<35	Bin 7 35-<40	Bin 8 40-<45	Bin 9 45-<50	Bin 10 50-<55	Bin 11 55-<60	Bin 12 60-<65	Bin 13 >=65
00:00	0				0	0	0	0	0	0	0	0	0	0	0	0	0
01:00	0				0	0	0	0	0	0	0	0	0	0	0	0	0
02:00	2		23		0	0	1	0	1	0	0	0	0	0	0	0	0
03:00	0				0	0	0	0	0	0	0	0	0	0	0	0	0
04:00	1		28		0	0	0	0	1	0	0	0	0	0	0	0	0
05:00	2		30		0	0	0	0	1	1	0	0	0	0	0	0	0
06:00	4		27		0	0	0	1	2	1	0	0	0	0	0	0	0
07:00	5		28		0	0	0	2	2	0	1	0	0	0	0	0	0
08:00	10	29	27	3	0	0	1	4	3	0	2	0	0	0	0	0	0
09:00	17	29	24	5	0	1	2	7	4	3	0	0	0	0	0	0	0
10:00	13	29	26	3	0	0	2	4	5	1	1	0	0	0	0	0	0
11:00	23	28	24	5	0	1	4	9	7	2	0	0	0	0	0	0	0
12:00	29	30	26	4	0	0	3	12	9	4	0	1	0	0	0	0	0
13:00	14	28	25	3	0	0	2	3	9	0	0	0	0	0	0	0	0
14:00	18	29	24	5	0	0	4	8	3	2	1	0	0	0	0	0	0
15:00	22	29	26	3	0	0	0	11	9	1	1	0	0	0	0	0	0
16:00	20	27	23	4	0	0	5	9	6	0	0	0	0	0	0	0	0
17:00	16	31	27	4	0	0	0	7	5	4	0	0	0	0	0	0	0
18:00	16	28	23	4	0	1	2	6	7	0	0	0	0	0	0	0	0
19:00	10	29	26	3	0	0	1	5	2	1	1	0	0	0	0	0	0
20:00	7		27		0	0	2	1	1	2	1	0	0	0	0	0	0
21:00	3		28		0	0	1	0	1	0	1	0	0	0	0	0	0
22:00	2		23		0	0	0	2	0	0	0	0	0	0	0	0	0
23:00	2		25		0	0	0	1	1	0	0	0	0	0	0	0	0
<b>Total</b>																	
12H(7-19)	203	30	25	5	0	3	25	82	69	17	6	1	0	0	0	0	0
16H(6-22)	227	30	25	5	0	3	29	89	75	21	9	1	0	0	0	0	0
18H(6-24)	231	30	25	5	0	3	29	92	76	21	9	1	0	0	0	0	0
24H(0-24)	236	30	25	5	0	3	30	92	79	22	9	1	0	0	0	0	0
<b>AM Peak</b>																	
11:00	09:00	05:00	09:00		-	11:00	11:00	11:00	11:00	09:00	08:00	-	-	-	-	-	-
23	29	30	5		0	1	4	9	7	3	2	0	0	0	0	0	0
<b>PM Peak</b>																	
12:00	17:00	21:00	14:00		-	18:00	16:00	12:00	15:00	17:00	21:00	12:00	-	-	-	-	-
29	31	28	5		0	1	5	12	9	4	1	1	0	0	0	0	0



Un-named Rd, Noke North site

Site Ref. 594901

Site No. 594901

Site 01

Speed Report (Speed Limit 60 Mph)

19 Sep 2022

Channel: Northbound

	Total Volume	85th Percentile	Mean Average	Standard Deviation	Bin 1 <10Mph	Bin 2 10-<15	Bin 3 15-<20	Bin 4 20-<25	Bin 5 25-<30	Bin 6 30-<35	Bin 7 35-<40	Bin 8 40-<45	Bin 9 45-<50	Bin 10 50-<55	Bin 11 55-<60	Bin 12 60-<65	Bin 13 =>65
00:00	1		18		0	0	1	0	0	0	0	0	0	0	0	0	0
01:00	0				0	0	0	0	0	0	0	0	0	0	0	0	0
02:00	0				0	0	0	0	0	0	0	0	0	0	0	0	0
03:00	0				0	0	0	0	0	0	0	0	0	0	0	0	0
04:00	0				0	0	0	0	0	0	0	0	0	0	0	0	0
05:00	0				0	0	0	0	0	0	0	0	0	0	0	0	0
06:00	0				0	0	0	0	0	0	0	0	0	0	0	0	0
07:00	1		22		0	0	0	1	0	0	0	0	0	0	0	0	0
08:00	4		22		0	0	1	3	0	0	0	0	0	0	0	0	0
09:00	4		24		0	0	1	1	2	0	0	0	0	0	0	0	0
10:00	8		25		0	0	0	4	4	0	0	0	0	0	0	0	0
11:00	10	25	23	2	0	0	1	7	2	0	0	0	0	0	0	0	0
12:00	7		23		0	0	2	2	3	0	0	0	0	0	0	0	0
13:00	9		24		0	1	1	3	3	1	0	0	0	0	0	0	0
14:00	10	24	22	2	0	0	3	6	1	0	0	0	0	0	0	0	0
15:00	7		25		0	0	1	2	3	1	0	0	0	0	0	0	0
16:00	14	31	27	4	0	0	0	6	4	4	0	0	0	0	0	0	0
17:00	11	27	24	3	0	0	1	6	4	0	0	0	0	0	0	0	0
18:00	4		20		0	0	2	2	0	0	0	0	0	0	0	0	0
19:00	7		27		0	0	0	2	3	2	0	0	0	0	0	0	0
20:00	4		23		0	0	1	2	1	0	0	0	0	0	0	0	0
21:00	1		28		0	0	0	0	1	0	0	0	0	0	0	0	0
22:00	0				0	0	0	0	0	0	0	0	0	0	0	0	0
23:00	1		28		0	0	0	0	1	0	0	0	0	0	0	0	0
<b>Total</b>																	
12H(7-19)	89	28	24	5	0	1	13	43	26	6	0	0	0	0	0	0	0
16H(6-22)	101	29	24	5	0	1	14	47	31	8	0	0	0	0	0	0	0
18H(6-24)	102	29	24	5	0	1	14	47	32	8	0	0	0	0	0	0	0
24H(0-24)	103	29	24	5	0	1	15	47	32	8	0	0	0	0	0	0	0
<b>AM Peak</b>																	
11:00	10	11:00	10:00	11:00	-	-	11:00	11:00	10:00	-	-	-	-	-	-	-	-
		25	25	2	0	0	1	7	4	0	0	0	0	0	0	0	0
<b>PM Peak</b>																	
16:00	14	16:00	23:00	16:00	-	13:00	14:00	17:00	17:00	16:00	-	-	-	-	-	-	-
		31	28	4	0	1	3	6	4	4	0	0	0	0	0	0	0

PCC Traffic Information Consultancy Ltd.

Site No. 594901 64.98716 Site Ref. 594901

Site 01

Speed Report (Speed Limit 60 Mph)

19 Sep 2022

Channel: Southbound

	Total Volume	85th Percentile	Mean Average	Standard Deviation	Bin 1 <10Mph	Bin 2 10-<15	Bin 3 15-<20	Bin 4 20-<25	Bin 5 25-<30	Bin 6 30-<35	Bin 7 35-<40	Bin 8 40-<45	Bin 9 45-<50	Bin 10 50-<55	Bin 11 55-<60	Bin 12 60-<65	Bin 13 =>65
00:00	0				0	0	0	0	0	0	0	0	0	0	0	0	0
01:00	0				0	0	0	0	0	0	0	0	0	0	0	0	0
02:00	0				0	0	0	0	0	0	0	0	0	0	0	0	0
03:00	0				0	0	0	0	0	0	0	0	0	0	0	0	0
04:00	0				0	0	0	0	0	0	0	0	0	0	0	0	0
05:00	0				0	0	0	0	0	0	0	0	0	0	0	0	0
06:00	1		22		0	0	0	1	0	0	0	0	0	0	0	0	0
07:00	5		24		0	0	1	2	2	0	0	0	0	0	0	0	0
08:00	7		27		0	1	0	1	3	1	1	0	0	0	0	0	0
09:00	6		25		0	0	1	2	2	1	0	0	0	0	0	0	0
10:00	5		23		0	1	0	2	1	1	0	0	0	0	0	0	0
11:00	5		19		0	0	3	2	0	0	0	0	0	0	0	0	0
12:00	6		23		0	0	2	1	3	0	0	0	0	0	0	0	0
13:00	8		27		0	0	0	3	3	2	0	0	0	0	0	0	0
14:00	5		22		0	0	2	2	1	0	0	0	0	0	0	0	0
15:00	7		22		0	1	1	2	3	0	0	0	0	0	0	0	0
16:00	15	29	26	3	0	0	1	6	6	2	0	0	0	0	0	0	0
17:00	17	30	25	4	0	0	2	7	5	3	0	0	0	0	0	0	0
18:00	8		23		0	0	1	5	2	0	0	0	0	0	0	0	0
19:00	2		35		0	0	0	0	0	1	1	0	0	0	0	0	0
20:00	2		23		0	0	1	0	1	0	0	0	0	0	0	0	0
21:00	2		20		0	0	1	1	0	0	0	0	0	0	0	0	0
22:00	0				0	0	0	0	0	0	0	0	0	0	0	0	0
23:00	0				0	0	0	0	0	0	0	0	0	0	0	0	0
<b>Total</b>																	
12H(7-19)	94	29	24	5	0	3	14	35	31	10	1	0	0	0	0	0	0
16H(6-22)	101	30	24	5	0	3	16	37	32	11	2	0	0	0	0	0	0
18H(6-24)	101	30	24	5	0	3	16	37	32	11	2	0	0	0	0	0	0
24H(0-24)	101	30	24	5	0	3	16	37	32	11	2	0	0	0	0	0	0
<b>AM Peak</b>																	
08:00	7	-	08:00	-	-	10:00	11:00	11:00	08:00	10:00	08:00	-	-	-	-	-	-
		0	27	0	0	1	3	2	3	1	1	0	0	0	0	0	0
<b>PM Peak</b>																	
17:00	17	17:00	19:00	17:00	-	15:00	17:00	17:00	16:00	17:00	19:00	-	-	-	-	-	-
		30	35	4	0	1	2	7	6	3	1	0	0	0	0	0	0

	Total Volume	85th Percentile	Mean Average	Standard Deviation	Bin 1 <10Mph	Bin 2 10-<15	Bin 3 15-<20	Bin 4 20-<25	Bin 5 25-<30	Bin 6 30-<35	Bin 7 35-<40	Bin 8 40-<45	Bin 9 45-<50	Bin 10 50-<55	Bin 11 55-<60	Bin 12 60-<65	Bin 13 >=65
00:00	1		18		0	0	1	0	0	0	0	0	0	0	0	0	0
01:00	0				0	0	0	0	0	0	0	0	0	0	0	0	0
02:00	0				0	0	0	0	0	0	0	0	0	0	0	0	0
03:00	0				0	0	0	0	0	0	0	0	0	0	0	0	0
04:00	0				0	0	0	0	0	0	0	0	0	0	0	0	0
05:00	0				0	0	0	0	0	0	0	0	0	0	0	0	0
06:00	1		22		0	0	0	1	0	0	0	0	0	0	0	0	0
07:00	6		24		0	0	1	3	2	0	0	0	0	0	0	0	0
08:00	11	29	25	4	0	1	1	4	3	1	1	0	0	0	0	0	0
09:00	10	28	25	4	0	0	2	3	4	1	0	0	0	0	0	0	0
10:00	13	28	24	4	0	1	0	6	5	1	0	0	0	0	0	0	0
11:00	15	24	22	3	0	0	4	9	2	0	0	0	0	0	0	0	0
12:00	13	28	23	4	0	0	4	3	6	0	0	0	0	0	0	0	0
13:00	17	30	25	4	0	1	1	6	6	3	0	0	0	0	0	0	0
14:00	15	24	22	3	0	0	5	8	2	0	0	0	0	0	0	0	0
15:00	14	28	24	4	0	1	2	4	6	1	0	0	0	0	0	0	0
16:00	29	31	26	4	0	0	1	12	10	6	0	0	0	0	0	0	0
17:00	28	29	25	4	0	0	3	13	9	3	0	0	0	0	0	0	0
18:00	12	25	22	2	0	0	3	7	2	0	0	0	0	0	0	0	0
19:00	9		29		0	0	0	2	3	3	1	0	0	0	0	0	0
20:00	6		23		0	0	2	2	2	0	0	0	0	0	0	0	0
21:00	3		23		0	0	1	1	1	0	0	0	0	0	0	0	0
22:00	0				0	0	0	0	0	0	0	0	0	0	0	0	0
23:00	1		28		0	0	0	0	1	0	0	0	0	0	0	0	0
<b>Total</b>																	
12H(7-19)	183	29	24	5	0	4	27	78	57	16	1	0	0	0	0	0	0
16H(6-22)	202	29	24	5	0	4	30	84	63	19	2	0	0	0	0	0	0
18H(6-24)	203	29	24	5	0	4	30	84	64	19	2	0	0	0	0	0	0
24H(0-24)	204	29	24	5	0	4	31	84	64	19	2	0	0	0	0	0	0
<b>AM Peak</b>																	
11:00		08:00	08:00	08:00	-	10:00	11:00	11:00	10:00	10:00	08:00	-	-	-	-	-	-
15		29	25	4	0	1	4	9	5	1	1	0	0	0	0	0	0
<b>PM Peak</b>																	
16:00		16:00	19:00	16:00	-	15:00	14:00	17:00	16:00	16:00	19:00	-	-	-	-	-	-
29		31	29	4	0	1	5	13	10	6	1	0	0	0	0	0	0



Un-named Rd, Noke North site

Site Ref. 594901

Site No. 594901

Site 01

Speed Report (Speed Limit 60 Mph)

20 Sep 2022

Channel: Northbound

	Total Volume	85th Percentile	Mean Average	Standard Deviation	Bin 1 <10Mph	Bin 2 10-<15	Bin 3 15-<20	Bin 4 20-<25	Bin 5 25-<30	Bin 6 30-<35	Bin 7 35-<40	Bin 8 40-<45	Bin 9 45-<50	Bin 10 50-<55	Bin 11 55-<60	Bin 12 60-<65	Bin 13 =>65
00:00	0				0	0	0	0	0	0	0	0	0	0	0	0	0
01:00	0				0	0	0	0	0	0	0	0	0	0	0	0	0
02:00	0				0	0	0	0	0	0	0	0	0	0	0	0	0
03:00	0				0	0	0	0	0	0	0	0	0	0	0	0	0
04:00	1		8		1	0	0	0	0	0	0	0	0	0	0	0	0
05:00	0				0	0	0	0	0	0	0	0	0	0	0	0	0
06:00	3		26		0	0	0	2	0	1	0	0	0	0	0	0	0
07:00	7		27		0	0	0	3	2	2	0	0	0	0	0	0	0
08:00	19	29	24	5	0	1	3	7	6	2	0	0	0	0	0	0	0
09:00	13	25	22	3	0	1	3	6	2	1	0	0	0	0	0	0	0
10:00	9		24		0	0	2	2	5	0	0	0	0	0	0	0	0
11:00	13	29	26	3	0	0	1	4	7	1	0	0	0	0	0	0	0
12:00	13	31	27	4	0	0	0	5	4	4	0	0	0	0	0	0	0
13:00	9		22		0	0	3	3	3	0	0	0	0	0	0	0	0
14:00	12	28	25	3	0	0	1	5	5	1	0	0	0	0	0	0	0
15:00	16	30	27	3	0	0	1	6	6	1	2	0	0	0	0	0	0
16:00	18	29	25	4	0	0	1	9	5	3	0	0	0	0	0	0	0
17:00	18	29	26	4	0	0	1	9	5	2	1	0	0	0	0	0	0
18:00	18	31	27	4	0	0	1	6	7	2	2	0	0	0	0	0	0
19:00	9		25		0	0	0	5	4	0	0	0	0	0	0	0	0
20:00	4		28		0	0	0	2	0	2	0	0	0	0	0	0	0
21:00	7		29		0	0	0	3	1	1	2	0	0	0	0	0	0
22:00	2		20		0	0	1	1	0	0	0	0	0	0	0	0	0
23:00	1		22		0	0	0	1	0	0	0	0	0	0	0	0	0
<b>Total</b>																	
12H(7-19)	165	30	25	5	0	2	17	65	57	19	5	0	0	0	0	0	0
16H(6-22)	188	30	25	5	0	2	17	77	62	23	7	0	0	0	0	0	0
18H(6-24)	191	30	25	5	0	2	18	79	62	23	7	0	0	0	0	0	0
24H(0-24)	192	30	25	5	1	2	18	79	62	23	7	0	0	0	0	0	0
<b>AM Peak</b>	08:00 19	11:00 29	07:00 27	08:00 5	04:00 1	09:00 1	09:00 3	08:00 7	11:00 7	08:00 2	- 0	- 0	- 0	- 0	- 0	- 0	- 0
<b>PM Peak</b>	18:00 18	12:00 31	21:00 29	12:00 4	- 0	- 0	13:00 3	17:00 9	18:00 7	12:00 4	21:00 2	- 0	- 0	- 0	- 0	- 0	- 0

PCC Traffic Information Consultancy Ltd.

Site No. 594901

Site Ref. 594901

Site 01

Speed Report (Speed Limit 60 Mph)

20 Sep 2022

Channel: Southbound

	Total Volume	85th Percentile	Mean Average	Standard Deviation	Bin 1 <10Mph	Bin 2 10-<15	Bin 3 15-<20	Bin 4 20-<25	Bin 5 25-<30	Bin 6 30-<35	Bin 7 35-<40	Bin 8 40-<45	Bin 9 45-<50	Bin 10 50-<55	Bin 11 55-<60	Bin 12 60-<65	Bin 13 =>65
00:00	0				0	0	0	0	0	0	0	0	0	0	0	0	0
01:00	0				0	0	0	0	0	0	0	0	0	0	0	0	0
02:00	0				0	0	0	0	0	0	0	0	0	0	0	0	0
03:00	0				0	0	0	0	0	0	0	0	0	0	0	0	0
04:00	0				0	0	0	0	0	0	0	0	0	0	0	0	0
05:00	2		25		0	0	0	1	1	0	0	0	0	0	0	0	0
06:00	3		24		0	0	1	1	0	1	0	0	0	0	0	0	0
07:00	21	30	27	2	0	0	0	5	13	2	1	0	0	0	0	0	0
08:00	16	33	27	6	0	0	1	7	3	3	2	0	0	0	0	0	0
09:00	16	31	25	5	0	1	1	6	4	4	0	0	0	0	0	0	0
10:00	12	32	27	5	0	0	1	4	3	4	0	0	0	0	0	0	0
11:00	12	29	25	4	0	0	4	2	4	1	1	0	0	0	0	0	0
12:00	15	31	27	4	0	0	0	7	4	3	1	0	0	0	0	0	0
13:00	9		26		0	0	3	1	3	1	0	1	0	0	0	0	0
14:00	19	30	26	3	0	1	0	6	9	2	1	0	0	0	0	0	0
15:00	17	29	25	4	0	0	1	9	4	2	1	0	0	0	0	0	0
16:00	17	32	26	6	0	1	2	4	5	5	0	0	0	0	0	0	0
17:00	12	33	30	3	0	0	0	1	6	4	0	1	0	0	0	0	0
18:00	9		29		0	0	0	2	3	4	0	0	0	0	0	0	0
19:00	5		25		0	0	1	1	2	1	0	0	0	0	0	0	0
20:00	2		28		0	0	0	0	2	0	0	0	0	0	0	0	0
21:00	2		28		0	0	1	0	0	0	1	0	0	0	0	0	0
22:00	1		22		0	0	0	1	0	0	0	0	0	0	0	0	0
23:00	0				0	0	0	0	0	0	0	0	0	0	0	0	0
<b>Total</b>																	
12H(7-19)	175	32	27	6	0	3	13	54	61	35	7	2	0	0	0	0	0
16H(6-22)	187	33	26	6	0	3	16	56	65	37	8	2	0	0	0	0	0
18H(6-24)	188	33	26	6	0	3	16	57	65	37	8	2	0	0	0	0	0
24H(0-24)	190	32	26	6	0	3	16	58	66	37	8	2	0	0	0	0	0
<b>AM Peak</b>	07:00 21	08:00 33	07:00 27	08:00 6	- 0	09:00 1	11:00 4	08:00 7	07:00 13	10:00 4	08:00 2	- 0	- 0	- 0	- 0	- 0	- 0
<b>PM Peak</b>	14:00 19	17:00 33	17:00 30	16:00 6	- 0	16:00 1	13:00 3	15:00 9	14:00 9	16:00 5	21:00 1	17:00 1	- 0	- 0	- 0	- 0	- 0

	Total Volume	85th Percentile	Mean Average	Standard Deviation	Bin 1 <10Mph	Bin 2 10-<15	Bin 3 15-<20	Bin 4 20-<25	Bin 5 25-<30	Bin 6 30-<35	Bin 7 35-<40	Bin 8 40-<45	Bin 9 45-<50	Bin 10 50-<55	Bin 11 55-<60	Bin 12 60-<65	Bin 13 >=65
00:00	0				0	0	0	0	0	0	0	0	0	0	0	0	0
01:00	0				0	0	0	0	0	0	0	0	0	0	0	0	0
02:00	0				0	0	0	0	0	0	0	0	0	0	0	0	0
03:00	0				0	0	0	0	0	0	0	0	0	0	0	0	0
04:00	1		8		1	0	0	0	0	0	0	0	0	0	0	0	0
05:00	2		25		0	0	0	1	1	0	0	0	0	0	0	0	0
06:00	6		25		0	0	1	3	0	2	0	0	0	0	0	0	0
07:00	28	30	27	3	0	0	0	8	15	4	1	0	0	0	0	0	0
08:00	35	31	25	6	0	1	4	14	9	5	2	0	0	0	0	0	0
09:00	29	30	24	6	0	2	4	12	6	5	0	0	0	0	0	0	0
10:00	21	30	26	4	0	0	3	6	8	4	0	0	0	0	0	0	0
11:00	25	29	25	4	0	0	5	6	11	2	1	0	0	0	0	0	0
12:00	28	32	27	5	0	0	0	12	8	7	1	0	0	0	0	0	0
13:00	18	29	24	4	0	0	6	4	6	1	0	1	0	0	0	0	0
14:00	31	30	26	4	0	1	1	11	14	3	1	0	0	0	0	0	0
15:00	33	30	26	4	0	0	2	15	10	3	3	0	0	0	0	0	0
16:00	35	31	25	6	0	1	3	13	10	8	0	0	0	0	0	0	0
17:00	30	32	27	5	0	0	1	10	11	6	1	1	0	0	0	0	0
18:00	27	33	28	5	0	0	1	8	10	6	2	0	0	0	0	0	0
19:00	14	28	25	3	0	0	1	6	6	1	0	0	0	0	0	0	0
20:00	6		28		0	0	0	2	2	2	0	0	0	0	0	0	0
21:00	9		29		0	0	1	3	1	1	3	0	0	0	0	0	0
22:00	3		21		0	0	1	2	0	0	0	0	0	0	0	0	0
23:00	1		22		0	0	0	1	0	0	0	0	0	0	0	0	0
<b>Total</b>																	
12H(7-19)	340	32	26	6	0	5	30	119	118	54	12	2	0	0	0	0	0
16H(6-22)	375	32	26	6	0	5	33	133	127	60	15	2	0	0	0	0	0
18H(6-24)	379	32	26	6	0	5	34	136	127	60	15	2	0	0	0	0	0
24H(0-24)	382	32	26	6	1	5	34	137	128	60	15	2	0	0	0	0	0
<b>AM Peak</b>	08:00	08:00	07:00	09:00	04:00	09:00	11:00	08:00	07:00	09:00	08:00	-	-	-	-	-	-
	35	31	27	6	1	2	5	14	15	5	2	0	0	0	0	0	0
<b>PM Peak</b>	16:00	18:00	21:00	16:00	-	16:00	13:00	15:00	14:00	16:00	21:00	17:00	-	-	-	-	-
	35	33	29	6	0	1	6	15	14	8	3	1	0	0	0	0	0



# Un-named Rd, Noke ATC 2 South site

Site No. 594902

Site Ref. 594902

Site 02

Vehicle Count Report

Week Begin: 14 September 2022

Channel: Northbound

	Wed Sep 14	Thu Sep 15	Fri Sep 16	Sat Sep 17	Sun Sep 18	Mon Sep 19	Tue Sep 20	5-Day Ave.	7-Day Ave.
00:00	0	0	0	1	0	1	0	0	0
01:00	0	0	0	0	0	0	0	0	0
02:00	0	0	0	1	1	0	0	0	0
03:00	0	0	0	1	0	0	0	0	0
04:00	1	1	0	0	0	0	1	1	0
05:00	0	0	0	1	1	0	0	0	0
06:00	2	1	2	2	0	0	3	2	1
07:00	15	11	19	4	3	2	7	11	9
08:00	15	17	15	7	3	4	19	14	11
09:00	16	17	6	8	8	4	13	11	10
10:00	10	9	12	13	4	8	10	10	9
11:00	14	6	15	9	15	10	13	12	12
12:00	13	16	12	11	11	7	14	12	12
13:00	10	7	11	13	8	9	9	9	10
14:00	12	6	21	19	10	10	12	12	13
15:00	20	20	19	10	13	8	16	17	15
16:00	20	17	22	18	11	14	18	18	17
17:00	16	13	20	9	8	11	18	16	14
18:00	19	18	13	12	10	4	18	14	13
19:00	8	7	8	4	5	7	9	8	7
20:00	4	5	4	5	4	4	4	4	4
21:00	5	4	1	2	1	1	7	4	3
22:00	2	3	1	5	2	0	2	2	2
23:00	0	1	1	2	1	1	1	1	1
<b>Total</b>									
<b>12H(7-19)</b>	180	157	185	133	104	91	167	156	145
<b>16H(6-22)</b>	199	174	200	146	114	103	190	173	161
<b>18H(6-24)</b>	201	178	202	153	117	104	193	176	164
<b>24H(0-24)</b>	202	179	202	157	119	105	194	176	165
<b>AM Peak</b>	09:00 16	09:00 17	07:00 19	10:00 13	11:00 15	11:00 10	08:00 19	08:00 14	11:00 12
<b>PM Peak</b>	16:00 20	15:00 20	16:00 22	14:00 19	15:00 13	16:00 14	18:00 18	16:00 18	16:00 17

PCC Traffic Information Consultancy Ltd.

Site No. 594902

Site Ref. 594902

Site 02

Vehicle Count Report

Week Begin: 14 September 2022

Channel: Southbound

	Wed Sep 14	Thu Sep 15	Fri Sep 16	Sat Sep 17	Sun Sep 18	Mon Sep 19	Tue Sep 20	5-Day Ave.	7-Day Ave.
00:00	0	0	0	0	0	0	0	0	0
01:00	0	0	0	0	0	0	0	0	0
02:00	0	0	0	0	1	0	0	0	0
03:00	0	0	0	1	0	0	0	0	0
04:00	0	1	0	0	1	0	0	0	0
05:00	1	0	0	0	1	0	2	1	1
06:00	5	5	4	5	4	1	3	4	4
07:00	23	29	28	5	2	5	21	21	16
08:00	17	10	21	14	8	8	16	14	13
09:00	14	13	10	10	9	6	15	12	11
10:00	12	11	14	14	9	5	14	11	11
11:00	19	7	11	13	9	5	12	11	11
12:00	6	10	10	15	18	5	16	9	11
13:00	9	16	13	13	6	9	9	11	11
14:00	15	9	19	9	8	5	18	13	12
15:00	22	21	12	12	10	7	18	16	15
16:00	22	23	22	9	9	15	17	20	17
17:00	12	9	19	15	8	18	12	14	13
18:00	10	12	7	13	7	8	9	9	9
19:00	4	4	1	3	5	2	5	3	3
20:00	3	4	3	1	3	2	2	3	3
21:00	2	0	1	1	2	2	2	1	1
22:00	1	0	0	1	0	0	1	0	0
23:00	1	0	0	1	1	0	0	0	0
<b>Total</b>									
12H(7-19)	181	170	186	142	103	96	177	162	151
16H(6-22)	195	183	195	152	117	103	189	173	162
18H(6-24)	197	183	195	154	118	103	190	174	163
24H(0-24)	198	184	195	155	121	103	192	174	164
<b>AM Peak</b>	07:00 23	07:00 29	07:00 28	10:00 14	11:00 9	08:00 8	07:00 21	07:00 21	07:00 16
<b>PM Peak</b>	16:00 22	16:00 23	16:00 22	17:00 15	12:00 18	17:00 18	15:00 18	16:00 20	16:00 17

PCC Traffic Information Consultancy Ltd.

Site No. 594902

Site Ref. 594902

Site 02

Vehicle Count Report

Week Begin: 14 September 2022

Channel: Total Flow



	Wed Sep 14	Thu Sep 15	Fri Sep 16	Sat Sep 17	Sun Sep 18	Mon Sep 19	Tue Sep 20	5-Day Ave.	7-Day Ave.
00:00	0	0	0	1	0	1	0	0	0
01:00	0	0	0	0	0	0	0	0	0
02:00	0	0	0	1	2	0	0	0	0
03:00	0	0	0	2	0	0	0	0	0
04:00	1	2	0	0	1	0	1	1	1
05:00	1	0	0	1	2	0	2	1	1
06:00	7	6	6	7	4	1	6	5	5
07:00	38	40	47	9	5	7	28	32	25
08:00	32	27	36	21	11	12	35	28	25
09:00	30	30	16	18	17	10	28	23	21
10:00	22	20	26	27	13	13	24	21	21
11:00	33	13	26	22	24	15	25	22	23
12:00	19	26	22	26	29	12	30	22	23
13:00	19	23	24	26	14	18	18	20	20
14:00	27	15	40	28	18	15	30	25	25
15:00	42	41	31	22	23	15	34	33	30
16:00	42	40	44	27	20	29	35	38	34
17:00	28	22	39	24	16	29	30	30	27
18:00	29	30	20	25	17	12	27	24	23
19:00	12	11	9	7	10	9	14	11	10
20:00	7	9	7	6	7	6	6	7	7
21:00	7	4	2	3	3	3	9	5	4
22:00	3	3	1	6	2	0	3	2	3
23:00	1	1	1	3	2	1	1	1	1
<b>Total</b>									
<b>12H(7-19)</b>	361	327	371	275	207	187	344	318	296
<b>16H(6-22)</b>	394	357	395	298	231	206	379	346	323
<b>18H(6-24)</b>	398	361	397	307	235	207	383	349	327
<b>24H(0-24)</b>	400	363	397	312	240	208	386	351	329
<b>AM Peak</b>	07:00 38	07:00 40	07:00 47	10:00 27	11:00 24	11:00 15	08:00 35	07:00 32	08:00 25
<b>PM Peak</b>	16:00 42	15:00 41	16:00 44	14:00 28	12:00 29	17:00 29	16:00 35	16:00 38	16:00 34

PCC Traffic Information Consultancy Ltd.



# Un-named Rd, Noke ATC 2 South site

Site No. 594902

Site Ref. 594902

Site 02

Classification Report

Week Begin: 14 September 2022

Channel: Northbound

	Total Volume	Bin 1 M/Cycle	Bin 2 Car/IVan	Bin 3 LGV	Bin 4 HGV	Bin 5 Bus
Wed 14 Sep	202	4	168	28	2	0
Thu 15 Sep	179	1	155	23	0	0
Fri 16 Sep	202	3	170	24	4	1
Sat 17 Sep	157	4	140	13	0	0
Sun 18 Sep	119	2	108	9	0	0
Mon 19 Sep	105	3	99	2	1	0
Tue 20 Sep	194	1	172	20	1	0
5 Day Ave.	176	2	153	19	2	0
7 Day Ave.	165	3	145	17	1	0

PCC Traffic Information Consultancy Ltd.

Site No. 594902

Site Ref. 594902

Site 02

Classification Report

Week Begin: 14 September 2022

Channel: Southbound

	Total Volume	Bin 1 M/Cycle	Bin 2 Car/IVan	Bin 3 LGV	Bin 4 HGV	Bin 5 Bus
Wed 14 Sep	198	4	167	25	2	0
Thu 15 Sep	184	2	162	20	0	0
Fri 16 Sep	195	3	163	23	5	1
Sat 17 Sep	155	3	139	13	0	0
Sun 18 Sep	121	1	111	9	0	0
Mon 19 Sep	103	1	99	2	1	0
Tue 20 Sep	192	0	170	21	1	0
5 Day Ave.	174	2	152	18	2	0
7 Day Ave.	164	2	144	16	1	0

PCC Traffic Information Consultancy Ltd.

Site No. 594902

Site Ref. 594902

Site 02

Classification | Site No.

Week Begin: 14 September 2022

Channel: Total Flow

	Total Volume	Bin 1 M/Cycle	Bin 2 Car/IVan	Bin 3 LGV	Bin 4 HGV	Bin 5 Bus
Wed 14 Sep	400	8	335	53	4	0
Thu 15 Sep	363	3	317	43	0	0
Fri 16 Sep	397	6	333	47	9	2
Sat 17 Sep	312	7	279	26	0	0
Sun 18 Sep	240	3	219	18	0	0
Mon 19 Sep	208	4	198	4	2	0
Tue 20 Sep	386	1	342	41	2	0
5 Day Ave.	351	4	305	38	3	0
7 Day Ave.	329	5	289	33	2	0

PCC Traffic Information Consultancy Ltd.



Un-named Rd, Noke ATC 2 South site

Site No. 594902 Site Ref. 594902

Site 02

Speed Report (Speed Limit 60 Mph)

Week Begin: 14 September 2022

Channel: Northbound

	Total Volume	85th Percentile	Mean Average	Standard Deviation	Bin 1 <10Mph	Bin 2 10-<15	Bin 3 15-<20	Bin 4 20-<25	Bin 5 25-<30	Bin 6 30-<35	Bin 7 35-<40	Bin 8 40-<45	Bin 9 45-<50	Bin 10 50-<55	Bin 11 55-<60	Bin 12 60-<65	Bin 13 >=65
Wed 14 Sep	202	31	26	5	0	2	19	57	85	33	6	0	0	0	0	0	0
Thu 15 Sep	179	30	25	5	1	3	24	60	66	21	3	1	0	0	0	0	0
Fri 16 Sep	202	31	26	5	1	2	17	65	83	27	7	0	0	0	0	0	0
Sat 17 Sep	157	31	26	5	0	4	13	49	62	20	8	1	0	0	0	0	0
Sun 18 Sep	119	29	25	5	0	1	15	48	43	10	2	0	0	0	0	0	0
Mon 19 Sep	105	29	25	4	0	1	13	39	43	7	2	0	0	0	0	0	0
Tue 20 Sep	194	31	26	5	1	2	17	62	77	27	6	2	0	0	0	0	0
5 Day Ave.	176	30	26	5	1	2	18	57	71	23	5	1	0	0	0	0	0
7 Day Ave.	165	30	25	5	0	2	17	54	66	21	5	1	0	0	0	0	0

PCC Traffic Information Consultancy Ltd.

Site No. 594902 Site Ref. 594902

Site 02

Speed Report (Speed Limit 60 Mph)

Week Begin: 14 September 2022

Channel: Southbound

	Total Volume	85th Percentile	Mean Average	Standard Deviation	Bin 1 <10Mph	Bin 2 10-<15	Bin 3 15-<20	Bin 4 20-<25	Bin 5 25-<30	Bin 6 30-<35	Bin 7 35-<40	Bin 8 40-<45	Bin 9 45-<50	Bin 10 50-<55	Bin 11 55-<60	Bin 12 60-<65	Bin 13 >=65
Wed 14 Sep	198	33	27	6	1	6	7	44	75	55	10	0	0	0	0	0	0
Thu 15 Sep	184	33	28	6	3	0	10	39	72	50	8	2	0	0	0	0	0
Fri 16 Sep	195	33	27	6	2	4	12	47	66	52	10	2	0	0	0	0	0
Sat 17 Sep	155	34	28	5	0	1	4	35	64	39	12	0	0	0	0	0	0
Sun 18 Sep	121	33	27	6	2	1	11	31	44	24	8	0	0	0	0	0	0
Mon 19 Sep	103	31	26	5	1	2	6	38	38	15	3	0	0	0	0	0	0
Tue 20 Sep	192	33	28	6	1	2	10	42	72	55	8	2	0	0	0	0	0
5 Day Ave.	174	33	27	6	2	3	9	42	65	45	8	1	0	0	0	0	0
7 Day Ave.	164	33	27	6	1	2	9	39	62	41	8	1	0	0	0	0	0

PCC Traffic Information Consultancy Ltd.

Site No. 594902 Site Ref. 594902

Site 02

Speed Report (Speed Limit 60 Mph)

Week Begin: 14 September 2022

Channel: Total Flow

	Total Volume	85th Percentile	Mean Average	Standard Deviation	Bin 1 <10Mph	Bin 2 10-<15	Bin 3 15-<20	Bin 4 20-<25	Bin 5 25-<30	Bin 6 30-<35	Bin 7 35-<40	Bin 8 40-<45	Bin 9 45-<50	Bin 10 50-<55	Bin 11 55-<60	Bin 12 60-<65	Bin 13 >=65
Wed 14 Sep	400	33	27	6	1	8	26	101	160	88	16	0	0	0	0	0	0
Thu 15 Sep	363	32	26	6	4	3	34	99	138	71	11	3	0	0	0	0	0
Fri 16 Sep	397	32	26	6	3	6	29	112	149	79	17	2	0	0	0	0	0
Sat 17 Sep	312	33	27	6	0	5	17	84	126	59	20	1	0	0	0	0	0
Sun 18 Sep	240	31	26	6	2	2	26	79	87	34	10	0	0	0	0	0	0
Mon 19 Sep	208	30	25	5	1	3	19	77	81	22	5	0	0	0	0	0	0
Tue 20 Sep	386	33	27	6	2	4	27	104	149	82	14	4	0	0	0	0	0
5 Day Ave.	351	32	26	6	2	5	27	99	135	68	13	2	0	0	0	0	0
7 Day Ave.	329	32	26	6	2	4	25	94	127	62	13	1	0	0	0	0	0

PCC Traffic Information Consultancy Ltd.



# Un-named Rd, Noke ATC 2 South site

Site No. 594902

Site Ref. 594902

Site 02

Classification Report

14 Sep 2022

Channel: Northbound

	Total Volume	Bin 1 M/Cycle	Bin 2 Car/Van	Bin 3 LGV	Bin 4 HGV	Bin 5 Bus
00:00	0	0	0	0	0	0
01:00	0	0	0	0	0	0
02:00	0	0	0	0	0	0
03:00	0	0	0	0	0	0
04:00	1	0	1	0	0	0
05:00	0	0	0	0	0	0
06:00	2	0	1	1	0	0
07:00	15	0	11	4	0	0
08:00	15	0	13	2	0	0
09:00	16	1	12	3	0	0
10:00	10	0	7	3	0	0
11:00	14	0	10	3	1	0
12:00	13	0	12	1	0	0
13:00	10	0	8	1	1	0
14:00	12	1	9	2	0	0
15:00	20	1	15	4	0	0
16:00	20	0	18	2	0	0
17:00	16	0	14	2	0	0
18:00	19	1	18	0	0	0
19:00	8	0	8	0	0	0
20:00	4	0	4	0	0	0
21:00	5	0	5	0	0	0
22:00	2	0	2	0	0	0
23:00	0	0	0	0	0	0
<b>Total</b>						
12H(7-19)	180	4	147	27	2	0
16H(6-22)	199	4	165	28	2	0
18H(6-24)	201	4	167	28	2	0
24H(0-24)	202	4	168	28	2	0
<b>AM Peak</b>	09:00	09:00	08:00	07:00	11:00	11:00
	16	1	13	4	1	0
<b>PM Peak</b>	16:00	18:00	18:00	15:00	13:00	23:00
	20	1	18	4	1	0

Site No. 594902

Site Ref. 594902

Site 02

Classification Report

14 Sep 2022

Channel: Southbound

	Total Volume	Bin 1 M/Cycle	Bin 2 Car/IVan	Bin 3 LGV	Bin 4 HGV	Bin 5 Bus
00:00	0	0	0	0	0	0
01:00	0	0	0	0	0	0
02:00	0	0	0	0	0	0
03:00	0	0	0	0	0	0
04:00	0	0	0	0	0	0
05:00	1	0	1	0	0	0
06:00	5	0	5	0	0	0
07:00	23	0	21	2	0	0
08:00	17	1	15	1	0	0
09:00	14	0	13	1	0	0
10:00	12	0	9	3	0	0
11:00	19	0	15	3	1	0
12:00	6	0	6	0	0	0
13:00	9	0	8	0	1	0
14:00	15	0	12	3	0	0
15:00	22	0	18	4	0	0
16:00	22	1	16	5	0	0
17:00	12	1	10	1	0	0
18:00	10	1	8	1	0	0
19:00	4	0	4	0	0	0
20:00	3	0	2	1	0	0
21:00	2	0	2	0	0	0
22:00	1	0	1	0	0	0
23:00	1	0	1	0	0	0
<b>Total</b>						
12H(7-19)	181	4	151	24	2	0
16H(6-22)	195	4	164	25	2	0
18H(6-24)	197	4	166	25	2	0
24H(0-24)	198	4	167	25	2	0
<b>AM Peak</b>	07:00	08:00	07:00	11:00	11:00	11:00
	23	1	21	3	1	0
<b>PM Peak</b>	16:00	18:00	15:00	16:00	13:00	23:00
	22	1	18	5	1	0

PCC Traffic Information Consultancy Ltd.

Site No. 594902

Site Ref. 594902

Site 02

	Total Volume	Bin 1 M/Cycle	Bin 2 Car/IVan	Bin 3 LGV	Bin 4 HGV	Bin 5 Bus
00:00	0	0	0	0	0	0
01:00	0	0	0	0	0	0
02:00	0	0	0	0	0	0
03:00	0	0	0	0	0	0
04:00	1	0	1	0	0	0
05:00	1	0	1	0	0	0
06:00	7	0	6	1	0	0
07:00	38	0	32	6	0	0
08:00	32	1	28	3	0	0
09:00	30	1	25	4	0	0
10:00	22	0	16	6	0	0
11:00	33	0	25	6	2	0
12:00	19	0	18	1	0	0
13:00	19	0	16	1	2	0
14:00	27	1	21	5	0	0
15:00	42	1	33	8	0	0
16:00	42	1	34	7	0	0
17:00	28	1	24	3	0	0
18:00	29	2	26	1	0	0
19:00	12	0	12	0	0	0
20:00	7	0	6	1	0	0
21:00	7	0	7	0	0	0
22:00	3	0	3	0	0	0
23:00	1	0	1	0	0	0
<b>Total</b>						
12H(7-19)	361	8	298	51	4	0
16H(6-22)	394	8	329	53	4	0
18H(6-24)	398	8	333	53	4	0
24H(0-24)	400	8	335	53	4	0
<b>AM Peak</b>	07:00	09:00	07:00	11:00	11:00	11:00
	38	1	32	6	2	0
<b>PM Peak</b>	16:00	18:00	16:00	15:00	13:00	23:00
	42	2	34	8	2	0



# Un-named Rd, Noke ATC 2 South site

Site No. 594902

Site Ref. 594902

Site 02

Classification Report

15 Sep 2022

Channel: Northbound

	Total Volume	Bin 1 M/Cycle	Bin 2 Car/Van	Bin 3 LGV	Bin 4 HGV	Bin 5 Bus
00:00	0	0	0	0	0	0
01:00	0	0	0	0	0	0
02:00	0	0	0	0	0	0
03:00	0	0	0	0	0	0
04:00	1	0	0	1	0	0
05:00	0	0	0	0	0	0
06:00	1	0	1	0	0	0
07:00	11	0	8	3	0	0
08:00	17	0	15	2	0	0
09:00	17	0	14	3	0	0
10:00	9	1	7	1	0	0
11:00	6	0	5	1	0	0
12:00	16	0	14	2	0	0
13:00	7	0	6	1	0	0
14:00	6	0	4	2	0	0
15:00	20	0	18	2	0	0
16:00	17	0	14	3	0	0
17:00	13	0	12	1	0	0
18:00	18	0	17	1	0	0
19:00	7	0	7	0	0	0
20:00	5	0	5	0	0	0
21:00	4	0	4	0	0	0
22:00	3	0	3	0	0	0
23:00	1	0	1	0	0	0
<b>Total</b>						
12H(7-19)	157	1	134	22	0	0
16H(6-22)	174	1	151	22	0	0
18H(6-24)	178	1	155	22	0	0
24H(0-24)	179	1	155	23	0	0
<b>AM Peak</b>	09:00 17	10:00 1	08:00 15	09:00 3	11:00 0	11:00 0
<b>PM Peak</b>	15:00 20	23:00 0	15:00 18	16:00 3	23:00 0	23:00 0

Site No. 594902

Site Ref. 594902

Site 02

Classification Report

15 Sep 2022

Channel: Southbound

	Total Volume	Bin 1 M/Cycle	Bin 2 Car/IVan	Bin 3 LGV	Bin 4 HGV	Bin 5 Bus
00:00	0	0	0	0	0	0
01:00	0	0	0	0	0	0
02:00	0	0	0	0	0	0
03:00	0	0	0	0	0	0
04:00	1	0	0	1	0	0
05:00	0	0	0	0	0	0
06:00	5	0	5	0	0	0
07:00	29	0	28	1	0	0
08:00	10	0	9	1	0	0
09:00	13	1	10	2	0	0
10:00	11	0	10	1	0	0
11:00	7	0	7	0	0	0
12:00	10	0	8	2	0	0
13:00	16	0	13	3	0	0
14:00	9	1	5	3	0	0
15:00	21	0	20	1	0	0
16:00	23	0	20	3	0	0
17:00	9	0	9	0	0	0
18:00	12	0	10	2	0	0
19:00	4	0	4	0	0	0
20:00	4	0	4	0	0	0
21:00	0	0	0	0	0	0
22:00	0	0	0	0	0	0
23:00	0	0	0	0	0	0
<b>Total</b>						
12H(7-19)	170	2	149	19	0	0
16H(6-22)	183	2	162	19	0	0
18H(6-24)	183	2	162	19	0	0
24H(0-24)	184	2	162	20	0	0
<b>AM Peak</b>	07:00	09:00	07:00	09:00	11:00	11:00
	29	1	28	2	0	0
<b>PM Peak</b>	16:00	14:00	16:00	16:00	23:00	23:00
	23	1	20	3	0	0

PCC Traffic Information Consultancy Ltd.

Site No. 594902

Site Ref. 594902

Site 02



	Total Volume	Bin 1 M/Cycle	Bin 2 Car/IVan	Bin 3 LGV	Bin 4 HGV	Bin 5 Bus
00:00	0	0	0	0	0	0
01:00	0	0	0	0	0	0
02:00	0	0	0	0	0	0
03:00	0	0	0	0	0	0
04:00	2	0	0	2	0	0
05:00	0	0	0	0	0	0
06:00	6	0	6	0	0	0
07:00	40	0	36	4	0	0
08:00	27	0	24	3	0	0
09:00	30	1	24	5	0	0
10:00	20	1	17	2	0	0
11:00	13	0	12	1	0	0
12:00	26	0	22	4	0	0
13:00	23	0	19	4	0	0
14:00	15	1	9	5	0	0
15:00	41	0	38	3	0	0
16:00	40	0	34	6	0	0
17:00	22	0	21	1	0	0
18:00	30	0	27	3	0	0
19:00	11	0	11	0	0	0
20:00	9	0	9	0	0	0
21:00	4	0	4	0	0	0
22:00	3	0	3	0	0	0
23:00	1	0	1	0	0	0
<b>Total</b>						
12H(7-19)	327	3	283	41	0	0
16H(6-22)	357	3	313	41	0	0
18H(6-24)	361	3	317	41	0	0
24H(0-24)	363	3	317	43	0	0
<b>AM Peak</b>	07:00	10:00	07:00	09:00	11:00	11:00
	40	1	36	5	0	0
<b>PM Peak</b>	15:00	14:00	15:00	16:00	23:00	23:00
	41	1	38	6	0	0



# Un-named Rd, Noke ATC 2 South site

Site No. 594902

Site Ref. 594902

Site 02

Classification Report

16 Sep 2022

Channel: Northbound

	Total Volume	Bin 1 M/Cycle	Bin 2 Car/Van	Bin 3 LGV	Bin 4 HGV	Bin 5 Bus
00:00	0	0	0	0	0	0
01:00	0	0	0	0	0	0
02:00	0	0	0	0	0	0
03:00	0	0	0	0	0	0
04:00	0	0	0	0	0	0
05:00	0	0	0	0	0	0
06:00	2	0	1	1	0	0
07:00	19	0	15	3	1	0
08:00	15	0	14	1	0	0
09:00	6	0	5	1	0	0
10:00	12	0	7	3	1	1
11:00	15	1	9	5	0	0
12:00	12	0	11	0	1	0
13:00	11	1	9	1	0	0
14:00	21	0	19	1	1	0
15:00	19	0	16	3	0	0
16:00	22	0	18	4	0	0
17:00	20	0	19	1	0	0
18:00	13	0	13	0	0	0
19:00	8	0	8	0	0	0
20:00	4	1	3	0	0	0
21:00	1	0	1	0	0	0
22:00	1	0	1	0	0	0
23:00	1	0	1	0	0	0
<b>Total</b>						
12H(7-19)	185	2	155	23	4	1
16H(6-22)	200	3	168	24	4	1
18H(6-24)	202	3	170	24	4	1
24H(0-24)	202	3	170	24	4	1
<b>AM Peak</b>	07:00	11:00	07:00	11:00	10:00	10:00
	19	1	15	5	1	1
<b>PM Peak</b>	16:00	20:00	17:00	16:00	14:00	23:00
	22	1	19	4	1	0

Site No. 594902

Site Ref. 594902

Site 02

Classification Report

16 Sep 2022

Channel: Southbound

	Total Volume	Bin 1 M/Cycle	Bin 2 Car/IVan	Bin 3 LGV	Bin 4 HGV	Bin 5 Bus
00:00	0	0	0	0	0	0
01:00	0	0	0	0	0	0
02:00	0	0	0	0	0	0
03:00	0	0	0	0	0	0
04:00	0	0	0	0	0	0
05:00	0	0	0	0	0	0
06:00	4	0	4	0	0	0
07:00	28	0	23	4	1	0
08:00	21	0	20	1	0	0
09:00	10	0	10	0	0	0
10:00	14	0	11	1	1	1
11:00	11	0	6	5	0	0
12:00	10	0	8	2	0	0
13:00	13	1	9	1	2	0
14:00	19	0	16	2	1	0
15:00	12	0	9	3	0	0
16:00	22	1	18	3	0	0
17:00	19	1	17	1	0	0
18:00	7	0	7	0	0	0
19:00	1	0	1	0	0	0
20:00	3	0	3	0	0	0
21:00	1	0	1	0	0	0
22:00	0	0	0	0	0	0
23:00	0	0	0	0	0	0
<b>Total</b>						
12H(7-19)	186	3	154	23	5	1
16H(6-22)	195	3	163	23	5	1
18H(6-24)	195	3	163	23	5	1
24H(0-24)	195	3	163	23	5	1
<b>AM Peak</b>	07:00	11:00	07:00	11:00	10:00	10:00
	28	0	23	5	1	1
<b>PM Peak</b>	16:00	17:00	16:00	16:00	13:00	23:00
	22	1	18	3	2	0

PCC Traffic Information Consultancy Ltd.

Site No. 594902

Site Ref. 594902

Site 02

	Total Volume	Bin 1 M/Cycle	Bin 2 Car/IVan	Bin 3 LGV	Bin 4 HGV	Bin 5 Bus
00:00	0	0	0	0	0	0
01:00	0	0	0	0	0	0
02:00	0	0	0	0	0	0
03:00	0	0	0	0	0	0
04:00	0	0	0	0	0	0
05:00	0	0	0	0	0	0
06:00	6	0	5	1	0	0
07:00	47	0	38	7	2	0
08:00	36	0	34	2	0	0
09:00	16	0	15	1	0	0
10:00	26	0	18	4	2	2
11:00	26	1	15	10	0	0
12:00	22	0	19	2	1	0
13:00	24	2	18	2	2	0
14:00	40	0	35	3	2	0
15:00	31	0	25	6	0	0
16:00	44	1	36	7	0	0
17:00	39	1	36	2	0	0
18:00	20	0	20	0	0	0
19:00	9	0	9	0	0	0
20:00	7	1	6	0	0	0
21:00	2	0	2	0	0	0
22:00	1	0	1	0	0	0
23:00	1	0	1	0	0	0
<b>Total</b>						
12H(7-19)	371	5	309	46	9	2
16H(6-22)	395	6	331	47	9	2
18H(6-24)	397	6	333	47	9	2
24H(0-24)	397	6	333	47	9	2
<b>AM Peak</b>	07:00	11:00	07:00	11:00	10:00	10:00
	47	1	38	10	2	2
<b>PM Peak</b>	16:00	13:00	17:00	16:00	14:00	23:00
	44	2	36	7	2	0



# Un-named Rd, Noke ATC 2 South site

Site No. 594902

Site Ref. 594902

Site 02

Classification Report

17 Sep 2022

Channel: Northbound

	Total Volume	Bin 1 M/Cycle	Bin 2 Car/Van	Bin 3 LGV	Bin 4 HGV	Bin 5 Bus
00:00	1	0	1	0	0	0
01:00	0	0	0	0	0	0
02:00	1	0	1	0	0	0
03:00	1	0	0	1	0	0
04:00	0	0	0	0	0	0
05:00	1	0	1	0	0	0
06:00	2	0	1	1	0	0
07:00	4	0	4	0	0	0
08:00	7	1	5	1	0	0
09:00	8	0	7	1	0	0
10:00	13	1	11	1	0	0
11:00	9	0	8	1	0	0
12:00	11	0	10	1	0	0
13:00	13	1	12	0	0	0
14:00	19	0	17	2	0	0
15:00	10	0	10	0	0	0
16:00	18	0	15	3	0	0
17:00	9	0	9	0	0	0
18:00	12	1	10	1	0	0
19:00	4	0	4	0	0	0
20:00	5	0	5	0	0	0
21:00	2	0	2	0	0	0
22:00	5	0	5	0	0	0
23:00	2	0	2	0	0	0
<b>Total</b>						
12H(7-19)	133	4	118	11	0	0
16H(6-22)	146	4	130	12	0	0
18H(6-24)	153	4	137	12	0	0
24H(0-24)	157	4	140	13	0	0
<b>AM Peak</b>	10:00	10:00	10:00	11:00	11:00	11:00
	13	1	11	1	0	0
<b>PM Peak</b>	14:00	18:00	14:00	16:00	23:00	23:00
	19	1	17	3	0	0

Site No. 594902

Site Ref. 594902

Site 02

Classification Report

17 Sep 2022

Channel: Southbound

	Total Volume	Bin 1 M/Cycle	Bin 2 Car/IVan	Bin 3 LGV	Bin 4 HGV	Bin 5 Bus
00:00	0	0	0	0	0	0
01:00	0	0	0	0	0	0
02:00	0	0	0	0	0	0
03:00	1	0	0	1	0	0
04:00	0	0	0	0	0	0
05:00	0	0	0	0	0	0
06:00	5	0	4	1	0	0
07:00	5	0	5	0	0	0
08:00	14	0	13	1	0	0
09:00	10	1	9	0	0	0
10:00	14	0	12	2	0	0
11:00	13	0	13	0	0	0
12:00	15	0	13	2	0	0
13:00	13	0	13	0	0	0
14:00	9	0	7	2	0	0
15:00	12	0	11	1	0	0
16:00	9	1	7	1	0	0
17:00	15	0	14	1	0	0
18:00	13	1	11	1	0	0
19:00	3	0	3	0	0	0
20:00	1	0	1	0	0	0
21:00	1	0	1	0	0	0
22:00	1	0	1	0	0	0
23:00	1	0	1	0	0	0
<b>Total</b>						
12H(7-19)	142	3	128	11	0	0
16H(6-22)	152	3	137	12	0	0
18H(6-24)	154	3	139	12	0	0
24H(0-24)	155	3	139	13	0	0
<b>AM Peak</b>	10:00	09:00	11:00	10:00	11:00	11:00
	14	1	13	2	0	0
<b>PM Peak</b>	17:00	18:00	17:00	14:00	23:00	23:00
	15	1	14	2	0	0

PCC Traffic Information Consultancy Ltd.

Site No. 594902

Site Ref. 594902

Site 02

	Total Volume	Bin 1 M/Cycle	Bin 2 Car/IVan	Bin 3 LGV	Bin 4 HGV	Bin 5 Bus
00:00	1	0	1	0	0	0
01:00	0	0	0	0	0	0
02:00	1	0	1	0	0	0
03:00	2	0	0	2	0	0
04:00	0	0	0	0	0	0
05:00	1	0	1	0	0	0
06:00	7	0	5	2	0	0
07:00	9	0	9	0	0	0
08:00	21	1	18	2	0	0
09:00	18	1	16	1	0	0
10:00	27	1	23	3	0	0
11:00	22	0	21	1	0	0
12:00	26	0	23	3	0	0
13:00	26	1	25	0	0	0
14:00	28	0	24	4	0	0
15:00	22	0	21	1	0	0
16:00	27	1	22	4	0	0
17:00	24	0	23	1	0	0
18:00	25	2	21	2	0	0
19:00	7	0	7	0	0	0
20:00	6	0	6	0	0	0
21:00	3	0	3	0	0	0
22:00	6	0	6	0	0	0
23:00	3	0	3	0	0	0
<b>Total</b>						
12H(7-19)	275	7	246	22	0	0
16H(6-22)	298	7	267	24	0	0
18H(6-24)	307	7	276	24	0	0
24H(0-24)	312	7	279	26	0	0
<b>AM Peak</b>	10:00	10:00	10:00	10:00	11:00	11:00
	27	1	23	3	0	0
<b>PM Peak</b>	14:00	18:00	13:00	16:00	23:00	23:00
	28	2	25	4	0	0



# Un-named Rd, Noke ATC 2 South site

Site No. 594902

Site Ref. 594902

Site 02

Classification Report

18 Sep 2022

Channel: Northbound

	Total Volume	Bin 1 M/Cycle	Bin 2 Car/Van	Bin 3 LGV	Bin 4 HGV	Bin 5 Bus
00:00	0	0	0	0	0	0
01:00	0	0	0	0	0	0
02:00	1	0	1	0	0	0
03:00	0	0	0	0	0	0
04:00	0	0	0	0	0	0
05:00	1	0	1	0	0	0
06:00	0	0	0	0	0	0
07:00	3	0	3	0	0	0
08:00	3	0	2	1	0	0
09:00	8	2	6	0	0	0
10:00	4	0	4	0	0	0
11:00	15	0	13	2	0	0
12:00	11	0	10	1	0	0
13:00	8	0	7	1	0	0
14:00	10	0	8	2	0	0
15:00	13	0	12	1	0	0
16:00	11	0	10	1	0	0
17:00	8	0	8	0	0	0
18:00	10	0	10	0	0	0
19:00	5	0	5	0	0	0
20:00	4	0	4	0	0	0
21:00	1	0	1	0	0	0
22:00	2	0	2	0	0	0
23:00	1	0	1	0	0	0
<b>Total</b>						
12H(7-19)	104	2	93	9	0	0
16H(6-22)	114	2	103	9	0	0
18H(6-24)	117	2	106	9	0	0
24H(0-24)	119	2	108	9	0	0
<b>AM Peak</b>	11:00 15	09:00 2	11:00 13	11:00 2	11:00 0	11:00 0
<b>PM Peak</b>	15:00 13	23:00 0	15:00 12	14:00 2	23:00 0	23:00 0



Site No. 594902

Site Ref. 594902

Site 02

Classification Report

18 Sep 2022

Channel: Southbound

	Total Volume	Bin 1 M/Cycle	Bin 2 Car/IVan	Bin 3 LGV	Bin 4 HGV	Bin 5 Bus
00:00	0	0	0	0	0	0
01:00	0	0	0	0	0	0
02:00	1	0	1	0	0	0
03:00	0	0	0	0	0	0
04:00	1	0	1	0	0	0
05:00	1	0	1	0	0	0
06:00	4	0	4	0	0	0
07:00	2	0	2	0	0	0
08:00	8	1	6	1	0	0
09:00	9	0	9	0	0	0
10:00	9	0	9	0	0	0
11:00	9	0	9	0	0	0
12:00	18	0	15	3	0	0
13:00	6	0	4	2	0	0
14:00	8	0	7	1	0	0
15:00	10	0	9	1	0	0
16:00	9	0	9	0	0	0
17:00	8	0	7	1	0	0
18:00	7	0	7	0	0	0
19:00	5	0	5	0	0	0
20:00	3	0	3	0	0	0
21:00	2	0	2	0	0	0
22:00	0	0	0	0	0	0
23:00	1	0	1	0	0	0
<b>Total</b>						
12H(7-19)	103	1	93	9	0	0
16H(6-22)	117	1	107	9	0	0
18H(6-24)	118	1	108	9	0	0
24H(0-24)	121	1	111	9	0	0
<b>AM Peak</b>	11:00	08:00	11:00	08:00	11:00	11:00
	9	1	9	1	0	0
<b>PM Peak</b>	12:00	23:00	12:00	12:00	23:00	23:00
	18	0	15	3	0	0

PCC Traffic Information Consultancy Ltd.

Site No. 594902

Site Ref. 594902

Site 02

	Total Volume	Bin 1 M/Cycle	Bin 2 Car/IVan	Bin 3 LGV	Bin 4 HGV	Bin 5 Bus
00:00	0	0	0	0	0	0
01:00	0	0	0	0	0	0
02:00	2	0	2	0	0	0
03:00	0	0	0	0	0	0
04:00	1	0	1	0	0	0
05:00	2	0	2	0	0	0
06:00	4	0	4	0	0	0
07:00	5	0	5	0	0	0
08:00	11	1	8	2	0	0
09:00	17	2	15	0	0	0
10:00	13	0	13	0	0	0
11:00	24	0	22	2	0	0
12:00	29	0	25	4	0	0
13:00	14	0	11	3	0	0
14:00	18	0	15	3	0	0
15:00	23	0	21	2	0	0
16:00	20	0	19	1	0	0
17:00	16	0	15	1	0	0
18:00	17	0	17	0	0	0
19:00	10	0	10	0	0	0
20:00	7	0	7	0	0	0
21:00	3	0	3	0	0	0
22:00	2	0	2	0	0	0
23:00	2	0	2	0	0	0
<b>Total</b>						
12H(7-19)	207	3	186	18	0	0
16H(6-22)	231	3	210	18	0	0
18H(6-24)	235	3	214	18	0	0
24H(0-24)	240	3	219	18	0	0
<b>AM Peak</b>	11:00	09:00	11:00	11:00	11:00	11:00
	24	2	22	2	0	0
<b>PM Peak</b>	12:00	23:00	12:00	12:00	23:00	23:00
	29	0	25	4	0	0



# Un-named Rd, Noke ATC 2 South site

Site No. 594902

Site Ref. 594902

Site 02

Classification Report

19 Sep 2022

Channel: Northbound

	Total Volume	Bin 1 M/Cycle	Bin 2 Car/IVan	Bin 3 LGV	Bin 4 HGV	Bin 5 Bus
00:00	1	0	1	0	0	0
01:00	0	0	0	0	0	0
02:00	0	0	0	0	0	0
03:00	0	0	0	0	0	0
04:00	0	0	0	0	0	0
05:00	0	0	0	0	0	0
06:00	0	0	0	0	0	0
07:00	2	0	2	0	0	0
08:00	4	0	3	1	0	0
09:00	4	1	3	0	0	0
10:00	8	0	8	0	0	0
11:00	10	0	10	0	0	0
12:00	7	1	6	0	0	0
13:00	9	0	9	0	0	0
14:00	10	0	9	0	1	0
15:00	8	1	7	0	0	0
16:00	14	0	13	1	0	0
17:00	11	0	11	0	0	0
18:00	4	0	4	0	0	0
19:00	7	0	7	0	0	0
20:00	4	0	4	0	0	0
21:00	1	0	1	0	0	0
22:00	0	0	0	0	0	0
23:00	1	0	1	0	0	0
<b>Total</b>						
12H(7-19)	91	3	85	2	1	0
16H(6-22)	103	3	97	2	1	0
18H(6-24)	104	3	98	2	1	0
24H(0-24)	105	3	99	2	1	0
<b>AM Peak</b>	11:00	09:00	11:00	08:00	11:00	11:00
	10	1	10	1	0	0
<b>PM Peak</b>	16:00	15:00	16:00	16:00	14:00	23:00
	14	1	13	1	1	0

Site No. 594902

Site Ref. 594902

Site 02

Classification Report

19 Sep 2022

Channel: Southbound

	Total Volume	Bin 1 M/Cycle	Bin 2 Car/IVan	Bin 3 LGV	Bin 4 HGV	Bin 5 Bus
00:00	0	0	0	0	0	0
01:00	0	0	0	0	0	0
02:00	0	0	0	0	0	0
03:00	0	0	0	0	0	0
04:00	0	0	0	0	0	0
05:00	0	0	0	0	0	0
06:00	1	0	1	0	0	0
07:00	5	0	5	0	0	0
08:00	8	0	7	1	0	0
09:00	6	0	6	0	0	0
10:00	5	0	5	0	0	0
11:00	5	0	5	0	0	0
12:00	5	0	5	0	0	0
13:00	9	0	9	0	0	0
14:00	5	0	5	0	0	0
15:00	7	0	7	0	0	0
16:00	15	0	14	1	0	0
17:00	18	1	17	0	0	0
18:00	8	0	8	0	0	0
19:00	2	0	1	0	1	0
20:00	2	0	2	0	0	0
21:00	2	0	2	0	0	0
22:00	0	0	0	0	0	0
23:00	0	0	0	0	0	0
<b>Total</b>						
12H(7-19)	96	1	93	2	0	0
16H(6-22)	103	1	99	2	1	0
18H(6-24)	103	1	99	2	1	0
24H(0-24)	103	1	99	2	1	0
<b>AM Peak</b>	08:00	11:00	08:00	08:00	11:00	11:00
	8	0	7	1	0	0
<b>PM Peak</b>	17:00	17:00	17:00	16:00	19:00	23:00
	18	1	17	1	1	0

PCC Traffic Information Consultancy Ltd.

Site No. 594902

Site Ref. 594902

Site 02

	Total Volume	Bin 1 M/Cycle	Bin 2 Car/IVan	Bin 3 LGV	Bin 4 HGV	Bin 5 Bus
00:00	1	0	1	0	0	0
01:00	0	0	0	0	0	0
02:00	0	0	0	0	0	0
03:00	0	0	0	0	0	0
04:00	0	0	0	0	0	0
05:00	0	0	0	0	0	0
06:00	1	0	1	0	0	0
07:00	7	0	7	0	0	0
08:00	12	0	10	2	0	0
09:00	10	1	9	0	0	0
10:00	13	0	13	0	0	0
11:00	15	0	15	0	0	0
12:00	12	1	11	0	0	0
13:00	18	0	18	0	0	0
14:00	15	0	14	0	1	0
15:00	15	1	14	0	0	0
16:00	29	0	27	2	0	0
17:00	29	1	28	0	0	0
18:00	12	0	12	0	0	0
19:00	9	0	8	0	1	0
20:00	6	0	6	0	0	0
21:00	3	0	3	0	0	0
22:00	0	0	0	0	0	0
23:00	1	0	1	0	0	0
<b>Total</b>						
12H(7-19)	187	4	178	4	1	0
16H(6-22)	206	4	196	4	2	0
18H(6-24)	207	4	197	4	2	0
24H(0-24)	208	4	198	4	2	0
<b>AM Peak</b>	11:00 15	09:00 1	11:00 15	08:00 2	11:00 0	11:00 0
<b>PM Peak</b>	17:00 29	17:00 1	17:00 28	16:00 2	19:00 1	23:00 0



# Un-named Rd, Noke ATC 2 South site

Site No. 594902

Site Ref. 594902

Site 02

Classification Report

20 Sep 2022

Channel: Northbound

	Total Volume	Bin 1 M/Cycle	Bin 2 Car/Van	Bin 3 LGV	Bin 4 HGV	Bin 5 Bus
00:00	0	0	0	0	0	0
01:00	0	0	0	0	0	0
02:00	0	0	0	0	0	0
03:00	0	0	0	0	0	0
04:00	1	0	0	1	0	0
05:00	0	0	0	0	0	0
06:00	3	0	1	2	0	0
07:00	7	0	6	1	0	0
08:00	19	0	16	2	1	0
09:00	13	0	12	1	0	0
10:00	10	0	9	1	0	0
11:00	13	0	12	1	0	0
12:00	14	0	12	2	0	0
13:00	9	0	7	2	0	0
14:00	12	0	11	1	0	0
15:00	16	0	16	0	0	0
16:00	18	0	16	2	0	0
17:00	18	0	16	2	0	0
18:00	18	0	16	2	0	0
19:00	9	0	9	0	0	0
20:00	4	0	4	0	0	0
21:00	7	0	7	0	0	0
22:00	2	1	1	0	0	0
23:00	1	0	1	0	0	0
<b>Total</b>						
12H(7-19)	167	0	149	17	1	0
16H(6-22)	190	0	170	19	1	0
18H(6-24)	193	1	172	19	1	0
24H(0-24)	194	1	172	20	1	0
<b>AM Peak</b>	08:00 19	11:00 0	08:00 16	08:00 2	08:00 1	11:00 0
<b>PM Peak</b>	18:00 18	22:00 1	18:00 16	18:00 2	23:00 0	23:00 0

Site No. 594902

Site Ref. 594902

Site 02

Classification Report

20 Sep 2022

Channel: Southbound

	Total Volume	Bin 1 M/Cycle	Bin 2 Car/IVan	Bin 3 LGV	Bin 4 HGV	Bin 5 Bus
00:00	0	0	0	0	0	0
01:00	0	0	0	0	0	0
02:00	0	0	0	0	0	0
03:00	0	0	0	0	0	0
04:00	0	0	0	0	0	0
05:00	2	0	1	1	0	0
06:00	3	0	2	1	0	0
07:00	21	0	19	1	1	0
08:00	16	0	16	0	0	0
09:00	15	0	14	1	0	0
10:00	14	0	14	0	0	0
11:00	12	0	10	2	0	0
12:00	16	0	13	3	0	0
13:00	9	0	7	2	0	0
14:00	18	0	17	1	0	0
15:00	18	0	17	1	0	0
16:00	17	0	13	4	0	0
17:00	12	0	10	2	0	0
18:00	9	0	7	2	0	0
19:00	5	0	5	0	0	0
20:00	2	0	2	0	0	0
21:00	2	0	2	0	0	0
22:00	1	0	1	0	0	0
23:00	0	0	0	0	0	0
<b>Total</b>						
12H(7-19)	177	0	157	19	1	0
16H(6-22)	189	0	168	20	1	0
18H(6-24)	190	0	169	20	1	0
24H(0-24)	192	0	170	21	1	0
<b>AM Peak</b>	07:00	11:00	07:00	11:00	07:00	11:00
	21	0	19	2	1	0
<b>PM Peak</b>	15:00	23:00	15:00	16:00	23:00	23:00
	18	0	17	4	0	0

PCC Traffic Information Consultancy Ltd.

Site No. 594902

Site Ref. 594902

Site 02

	Total Volume	Bin 1 M/Cycle	Bin 2 Car/IVan	Bin 3 LGV	Bin 4 HGV	Bin 5 Bus
00:00	0	0	0	0	0	0
01:00	0	0	0	0	0	0
02:00	0	0	0	0	0	0
03:00	0	0	0	0	0	0
04:00	1	0	0	1	0	0
05:00	2	0	1	1	0	0
06:00	6	0	3	3	0	0
07:00	28	0	25	2	1	0
08:00	35	0	32	2	1	0
09:00	28	0	26	2	0	0
10:00	24	0	23	1	0	0
11:00	25	0	22	3	0	0
12:00	30	0	25	5	0	0
13:00	18	0	14	4	0	0
14:00	30	0	28	2	0	0
15:00	34	0	33	1	0	0
16:00	35	0	29	6	0	0
17:00	30	0	26	4	0	0
18:00	27	0	23	4	0	0
19:00	14	0	14	0	0	0
20:00	6	0	6	0	0	0
21:00	9	0	9	0	0	0
22:00	3	1	2	0	0	0
23:00	1	0	1	0	0	0
<b>Total</b>						
12H(7-19)	344	0	306	36	2	0
16H(6-22)	379	0	338	39	2	0
18H(6-24)	383	1	341	39	2	0
24H(0-24)	386	1	342	41	2	0
<b>AM Peak</b>	08:00	11:00	08:00	11:00	08:00	11:00
	35	0	32	3	1	0
<b>PM Peak</b>	16:00	22:00	15:00	16:00	23:00	23:00
	35	1	33	6	0	0





Un-named Rd, Noke ATC 2 South site

Site Ref. 594902

Site No. 594902

Site 02

Speed Report (Speed Limit 60 Mph)

14 Sep 2022

Channel: Northbound

	Total Volume	85th Percentile	Mean Average	Standard Deviation	Bin 1 <10Mph	Bin 2 10-<15	Bin 3 15-<20	Bin 4 20-<25	Bin 5 25-<30	Bin 6 30-<35	Bin 7 35-<40	Bin 8 40-<45	Bin 9 45-<50	Bin 10 50-<55	Bin 11 55-<60	Bin 12 60-<65	Bin 13 =>65
00:00	0				0	0	0	0	0	0	0	0	0	0	0	0	0
01:00	0				0	0	0	0	0	0	0	0	0	0	0	0	0
02:00	0				0	0	0	0	0	0	0	0	0	0	0	0	0
03:00	0				0	0	0	0	0	0	0	0	0	0	0	0	0
04:00	1		28		0	0	0	0	1	0	0	0	0	0	0	0	0
05:00	0				0	0	0	0	0	0	0	0	0	0	0	0	0
06:00	2		30		0	0	0	0	1	1	0	0	0	0	0	0	0
07:00	15	30	24	5	0	0	5	3	4	3	0	0	0	0	0	0	0
08:00	15	33	28	5	0	0	0	7	3	3	2	0	0	0	0	0	0
09:00	16	32	27	5	0	0	3	2	6	4	1	0	0	0	0	0	0
10:00	10	29	25	4	0	0	2	2	5	1	0	0	0	0	0	0	0
11:00	14	29	25	4	0	0	1	6	5	2	0	0	0	0	0	0	0
12:00	13	29	26	3	0	0	1	3	7	2	0	0	0	0	0	0	0
13:00	10	29	27	2	0	0	0	2	8	0	0	0	0	0	0	0	0
14:00	12	31	28	3	0	0	1	2	6	2	1	0	0	0	0	0	0
15:00	20	33	27	5	0	1	0	5	7	6	1	0	0	0	0	0	0
16:00	20	31	27	5	0	0	2	6	7	4	1	0	0	0	0	0	0
17:00	16	28	24	3	0	0	1	9	5	1	0	0	0	0	0	0	0
18:00	19	30	26	4	0	1	1	5	9	3	0	0	0	0	0	0	0
19:00	8		26		0	0	0	3	5	0	0	0	0	0	0	0	0
20:00	4		27		0	0	0	1	2	1	0	0	0	0	0	0	0
21:00	5		22		0	0	2	1	2	0	0	0	0	0	0	0	0
22:00	2		28		0	0	0	0	2	0	0	0	0	0	0	0	0
23:00	0				0	0	0	0	0	0	0	0	0	0	0	0	0
<b>Total</b>																	
12H(7-19)	180	32	26	5	0	2	17	52	72	31	6	0	0	0	0	0	0
16H(6-22)	199	31	26	5	0	2	19	57	82	33	6	0	0	0	0	0	0
18H(6-24)	201	31	26	5	0	2	19	57	84	33	6	0	0	0	0	0	0
24H(0-24)	202	31	26	5	0	2	19	57	85	33	6	0	0	0	0	0	0
<b>AM Peak</b>	09:00	08:00	06:00	08:00	-	-	07:00	08:00	09:00	09:00	08:00	-	-	-	-	-	-
	16	33	30	5	0	0	5	7	6	4	2	0	0	0	0	0	0
<b>PM Peak</b>	16:00	15:00	14:00	15:00	-	18:00	21:00	17:00	18:00	15:00	16:00	-	-	-	-	-	-
	20	33	28	5	0	1	2	9	9	6	1	0	0	0	0	0	0

PCC Traffic Information Consultancy Ltd.

Site No. 594902

Site Ref. 594902

Site 02

Speed Report (Speed Limit 60 Mph)

14 Sep 2022

Channel: Southbound

	Total Volume	85th Percentile	Mean Average	Standard Deviation	Bin 1 <10Mph	Bin 2 10-<15	Bin 3 15-<20	Bin 4 20-<25	Bin 5 25-<30	Bin 6 30-<35	Bin 7 35-<40	Bin 8 40-<45	Bin 9 45-<50	Bin 10 50-<55	Bin 11 55-<60	Bin 12 60-<65	Bin 13 =>65
00:00	0				0	0	0	0	0	0	0	0	0	0	0	0	0
01:00	0				0	0	0	0	0	0	0	0	0	0	0	0	0
02:00	0				0	0	0	0	0	0	0	0	0	0	0	0	0
03:00	0				0	0	0	0	0	0	0	0	0	0	0	0	0
04:00	0				0	0	0	0	0	0	0	0	0	0	0	0	0
05:00	1		28		0	0	0	0	1	0	0	0	0	0	0	0	0
06:00	5		28		0	0	0	1	2	2	0	0	0	0	0	0	0
07:00	23	33	28	5	0	0	0	7	6	9	1	0	0	0	0	0	0
08:00	17	34	28	6	0	2	0	2	6	5	2	0	0	0	0	0	0
09:00	14	32	27	5	0	0	1	5	3	5	0	0	0	0	0	0	0
10:00	12	30	27	3	0	0	0	4	5	3	0	0	0	0	0	0	0
11:00	19	33	28	5	0	0	1	4	8	4	2	0	0	0	0	0	0
12:00	6		25		0	0	0	3	3	0	0	0	0	0	0	0	0
13:00	9		29		0	0	0	2	3	3	1	0	0	0	0	0	0
14:00	15	29	27	3	0	0	1	3	9	2	0	0	0	0	0	0	0
15:00	22	32	25	6	0	3	2	4	7	5	1	0	0	0	0	0	0
16:00	22	30	26	4	1	0	1	6	11	2	1	0	0	0	0	0	0
17:00	12	33	30	3	0	0	0	0	6	5	1	0	0	0	0	0	0
18:00	10	32	26	6	0	1	1	1	3	4	0	0	0	0	0	0	0
19:00	4		31		0	0	0	1	0	2	1	0	0	0	0	0	0
20:00	3		33		0	0	0	0	0	3	0	0	0	0	0	0	0
21:00	2		30		0	0	0	0	1	1	0	0	0	0	0	0	0
22:00	1		22		0	0	0	1	0	0	0	0	0	0	0	0	0
23:00	1		28		0	0	0	0	1	0	0	0	0	0	0	0	0
<b>Total</b>																	
12H(7-19)	181	33	27	6	1	6	7	41	70	47	9	0	0	0	0	0	0
16H(6-22)	195	33	27	6	1	6	7	43	73	55	10	0	0	0	0	0	0
18H(6-24)	197	33	27	6	1	6	7	44	74	55	10	0	0	0	0	0	0
24H(0-24)	198	33	27	6	1	6	7	44	75	55	10	0	0	0	0	0	0
<b>AM Peak</b>	07:00	08:00	06:00	08:00	-	08:00	11:00	07:00	11:00	07:00	11:00	-	-	-	-	-	-
	23	34	28	6	0	2	1	7	8	9	2	0	0	0	0	0	0
<b>PM Peak</b>	16:00	17:00	20:00	15:00	16:00	15:00	15:00	16:00	16:00	17:00	19:00	-	-	-	-	-	-
	22	33	33	6	1	3	2	6	11	5	1	0	0	0	0	0	0

	Total Volume	85th Percentile	Mean Average	Standard Deviation	Bin 1 <10Mph	Bin 2 10-<15	Bin 3 15-<20	Bin 4 20-<25	Bin 5 25-<30	Bin 6 30-<35	Bin 7 35-<40	Bin 8 40-<45	Bin 9 45-<50	Bin 10 50-<55	Bin 11 55-<60	Bin 12 60-<65	Bin 13 >=65
00:00	0				0	0	0	0	0	0	0	0	0	0	0	0	0
01:00	0				0	0	0	0	0	0	0	0	0	0	0	0	0
02:00	0				0	0	0	0	0	0	0	0	0	0	0	0	0
03:00	0				0	0	0	0	0	0	0	0	0	0	0	0	0
04:00	1		28		0	0	0	0	1	0	0	0	0	0	0	0	0
05:00	1		28		0	0	0	0	1	0	0	0	0	0	0	0	0
06:00	7		29		0	0	0	1	3	3	0	0	0	0	0	0	0
07:00	38	33	27	6	0	0	5	10	10	12	1	0	0	0	0	0	0
08:00	32	34	28	6	0	2	0	9	9	8	4	0	0	0	0	0	0
09:00	30	33	27	6	0	0	4	7	9	9	1	0	0	0	0	0	0
10:00	22	30	26	4	0	0	2	6	10	4	0	0	0	0	0	0	0
11:00	33	32	27	5	0	0	2	10	13	6	2	0	0	0	0	0	0
12:00	19	29	26	3	0	0	1	6	10	2	0	0	0	0	0	0	0
13:00	19	30	28	3	0	0	0	4	11	3	1	0	0	0	0	0	0
14:00	27	30	27	3	0	0	2	5	15	4	1	0	0	0	0	0	0
15:00	42	33	26	6	0	4	2	9	14	11	2	0	0	0	0	0	0
16:00	42	31	26	5	1	0	3	12	18	6	2	0	0	0	0	0	0
17:00	28	32	27	5	0	0	1	9	11	6	1	0	0	0	0	0	0
18:00	29	31	26	5	0	2	2	6	12	7	0	0	0	0	0	0	0
19:00	12	31	28	3	0	0	0	4	5	2	1	0	0	0	0	0	0
20:00	7		30		0	0	0	1	2	4	0	0	0	0	0	0	0
21:00	7		24		0	0	2	1	3	1	0	0	0	0	0	0	0
22:00	3		26		0	0	0	1	2	0	0	0	0	0	0	0	0
23:00	1		28		0	0	0	0	1	0	0	0	0	0	0	0	0
<b>Total</b>																	
12H(7-19)	361	33	27	6	1	8	24	93	142	78	15	0	0	0	0	0	0
16H(6-22)	394	33	27	6	1	8	26	100	155	88	16	0	0	0	0	0	0
18H(6-24)	398	33	27	6	1	8	26	101	158	88	16	0	0	0	0	0	0
24H(0-24)	400	33	27	6	1	8	26	101	160	88	16	0	0	0	0	0	0
<b>AM Peak</b>																	
07:00		08:00	06:00	08:00	-	08:00	07:00	11:00	11:00	07:00	08:00	-	-	-	-	-	-
38		34	29	6	0	2	5	10	13	12	4	0	0	0	0	0	0
<b>PM Peak</b>																	
16:00		15:00	20:00	15:00	16:00	15:00	16:00	16:00	16:00	15:00	16:00	-	-	-	-	-	-
42		33	30	6	1	4	3	12	18	11	2	0	0	0	0	0	0



Un-named Rd, Noke ATC 2 South site

Site Ref. 594902

Site No. 594902

Site 02

Speed Report (Speed Limit 60 Mph)

15 Sep 2022

Channel: Northbound

	Total Volume	85th Percentile	Mean Average	Standard Deviation	Bin 1 <10Mph	Bin 2 10-<15	Bin 3 15-<20	Bin 4 20-<25	Bin 5 25-<30	Bin 6 30-<35	Bin 7 35-<40	Bin 8 40-<45	Bin 9 45-<50	Bin 10 50-<55	Bin 11 55-<60	Bin 12 60-<65	Bin 13 =>65
00:00	0				0	0	0	0	0	0	0	0	0	0	0	0	0
01:00	0				0	0	0	0	0	0	0	0	0	0	0	0	0
02:00	0				0	0	0	0	0	0	0	0	0	0	0	0	0
03:00	0				0	0	0	0	0	0	0	0	0	0	0	0	0
04:00	1		18		0	0	1	0	0	0	0	0	0	0	0	0	0
05:00	0				0	0	0	0	0	0	0	0	0	0	0	0	0
06:00	1		22		0	0	0	1	0	0	0	0	0	0	0	0	0
07:00	11	30	27	3	0	0	1	2	6	2	0	0	0	0	0	0	0
08:00	17	29	25	4	0	1	1	6	8	1	0	0	0	0	0	0	0
09:00	17	29	25	4	0	0	2	8	5	1	1	0	0	0	0	0	0
10:00	9		22		1	0	2	2	3	1	0	0	0	0	0	0	0
11:00	6		24		0	0	1	2	3	0	0	0	0	0	0	0	0
12:00	16	26	22	4	0	1	3	8	4	0	0	0	0	0	0	0	0
13:00	7		23		0	0	3	2	0	2	0	0	0	0	0	0	0
14:00	6		23		0	1	0	2	3	0	0	0	0	0	0	0	0
15:00	20	30	25	5	0	0	3	6	7	4	0	0	0	0	0	0	0
16:00	17	29	25	4	0	0	4	3	8	2	0	0	0	0	0	0	0
17:00	13	34	29	5	0	0	1	3	4	3	1	1	0	0	0	0	0
18:00	18	30	26	3	0	0	0	7	8	3	0	0	0	0	0	0	0
19:00	7		25		0	0	0	4	3	0	0	0	0	0	0	0	0
20:00	5		28		0	0	0	1	2	2	0	0	0	0	0	0	0
21:00	4		29		0	0	0	1	2	0	1	0	0	0	0	0	0
22:00	3		19		0	0	2	1	0	0	0	0	0	0	0	0	0
23:00	1		22		0	0	0	1	0	0	0	0	0	0	0	0	0
<b>Total</b>																	
12H(7-19)	157	30	25	5	1	3	21	51	59	19	2	1	0	0	0	0	0
16H(6-22)	174	30	25	5	1	3	21	58	66	21	3	1	0	0	0	0	0
18H(6-24)	178	30	25	5	1	3	23	60	66	21	3	1	0	0	0	0	0
24H(0-24)	179	30	25	5	1	3	24	60	66	21	3	1	0	0	0	0	0
<b>AM Peak</b>	09:00 17	07:00 30	07:00 27	08:00 4	10:00 1	08:00 1	10:00 2	09:00 8	08:00 8	07:00 2	09:00 1	- 0	- 0	- 0	- 0	- 0	- 0
<b>PM Peak</b>	15:00 20	17:00 34	17:00 29	17:00 5	- 0	14:00 1	16:00 4	12:00 8	18:00 8	15:00 4	21:00 1	17:00 1	- 0	- 0	- 0	- 0	- 0

PCC Traffic Information Consultancy Ltd.

Site No. 594902

Site Ref. 594902

Site 02

Speed Report (Speed Limit 60 Mph)

15 Sep 2022

Channel: Southbound

	Total Volume	85th Percentile	Mean Average	Standard Deviation	Bin 1 <10Mph	Bin 2 10-<15	Bin 3 15-<20	Bin 4 20-<25	Bin 5 25-<30	Bin 6 30-<35	Bin 7 35-<40	Bin 8 40-<45	Bin 9 45-<50	Bin 10 50-<55	Bin 11 55-<60	Bin 12 60-<65	Bin 13 =>65
00:00	0				0	0	0	0	0	0	0	0	0	0	0	0	0
01:00	0				0	0	0	0	0	0	0	0	0	0	0	0	0
02:00	0				0	0	0	0	0	0	0	0	0	0	0	0	0
03:00	0				0	0	0	0	0	0	0	0	0	0	0	0	0
04:00	1		28		0	0	0	0	1	0	0	0	0	0	0	0	0
05:00	0				0	0	0	0	0	0	0	0	0	0	0	0	0
06:00	5		24		0	0	1	1	3	0	0	0	0	0	0	0	0
07:00	29	34	28	6	0	0	2	7	10	6	3	1	0	0	0	0	0
08:00	10	33	30	3	0	0	0	0	5	5	0	0	0	0	0	0	0
09:00	13	28	24	4	1	0	1	4	7	0	0	0	0	0	0	0	0
10:00	11	31	28	3	0	0	0	2	6	3	0	0	0	0	0	0	0
11:00	7		27		0	0	0	2	3	2	0	0	0	0	0	0	0
12:00	10	33	25	8	1	0	2	3	0	3	1	0	0	0	0	0	0
13:00	16	33	28	5	0	0	1	5	4	4	2	0	0	0	0	0	0
14:00	9		26		1	0	0	2	2	4	0	0	0	0	0	0	0
15:00	21	31	27	3	0	0	0	5	11	5	0	0	0	0	0	0	0
16:00	23	34	29	4	0	0	0	4	7	11	1	0	0	0	0	0	0
17:00	9		29		0	0	0	2	4	2	1	0	0	0	0	0	0
18:00	12	31	27	4	0	0	3	1	5	2	0	1	0	0	0	0	0
19:00	4		30		0	0	0	0	2	2	0	0	0	0	0	0	0
20:00	4		27		0	0	0	1	2	1	0	0	0	0	0	0	0
21:00	0				0	0	0	0	0	0	0	0	0	0	0	0	0
22:00	0				0	0	0	0	0	0	0	0	0	0	0	0	0
23:00	0				0	0	0	0	0	0	0	0	0	0	0	0	0
<b>Total</b>																	
12H(7-19)	170	33	28	6	3	0	9	37	64	47	8	2	0	0	0	0	0
16H(6-22)	183	33	28	6	3	0	10	39	71	50	8	2	0	0	0	0	0
18H(6-24)	183	33	28	6	3	0	10	39	71	50	8	2	0	0	0	0	0
24H(0-24)	184	33	28	6	3	0	10	39	72	50	8	2	0	0	0	0	0
<b>AM Peak</b>	07:00 29	07:00 34	08:00 30	07:00 6	09:00 1	- 0	07:00 2	07:00 7	07:00 10	07:00 6	07:00 3	07:00 1	- 0	- 0	- 0	- 0	- 0
<b>PM Peak</b>	16:00 23	16:00 34	19:00 30	12:00 8	14:00 1	- 0	18:00 3	15:00 5	15:00 11	16:00 11	13:00 2	18:00 1	- 0	- 0	- 0	- 0	- 0

	Total Volume	85th Percentile	Mean Average	Standard Deviation	Bin 1 <10Mph	Bin 2 10-<15	Bin 3 15-<20	Bin 4 20-<25	Bin 5 25-<30	Bin 6 30-<35	Bin 7 35-<40	Bin 8 40-<45	Bin 9 45-<50	Bin 10 50-<55	Bin 11 55-<60	Bin 12 60-<65	Bin 13 >=65
00:00	0				0	0	0	0	0	0	0	0	0	0	0	0	0
01:00	0				0	0	0	0	0	0	0	0	0	0	0	0	0
02:00	0				0	0	0	0	0	0	0	0	0	0	0	0	0
03:00	0				0	0	0	0	0	0	0	0	0	0	0	0	0
04:00	2		23		0	0	1	0	1	0	0	0	0	0	0	0	0
05:00	0				0	0	0	0	0	0	0	0	0	0	0	0	0
06:00	6		24		0	0	1	2	3	0	0	0	0	0	0	0	0
07:00	40	33	28	6	0	0	3	9	16	8	3	1	0	0	0	0	0
08:00	27	31	27	4	0	1	1	6	13	6	0	0	0	0	0	0	0
09:00	30	29	24	4	1	0	3	12	12	1	1	0	0	0	0	0	0
10:00	20	30	26	5	1	0	2	4	9	4	0	0	0	0	0	0	0
11:00	13	29	26	3	0	0	1	4	6	2	0	0	0	0	0	0	0
12:00	26	29	23	6	1	1	5	11	4	3	1	0	0	0	0	0	0
13:00	23	33	26	7	0	0	4	7	4	6	2	0	0	0	0	0	0
14:00	15	31	25	6	1	1	0	4	5	4	0	0	0	0	0	0	0
15:00	41	31	27	5	0	0	3	11	18	9	0	0	0	0	0	0	0
16:00	40	33	28	5	0	0	4	7	15	13	1	0	0	0	0	0	0
17:00	22	34	29	5	0	0	1	5	8	5	2	1	0	0	0	0	0
18:00	30	31	26	4	0	0	3	8	13	5	0	1	0	0	0	0	0
19:00	11	29	27	3	0	0	0	4	5	2	0	0	0	0	0	0	0
20:00	9		28		0	0	0	2	4	3	0	0	0	0	0	0	0
21:00	4		29		0	0	0	1	2	0	1	0	0	0	0	0	0
22:00	3		19		0	0	2	1	0	0	0	0	0	0	0	0	0
23:00	1		22		0	0	0	1	0	0	0	0	0	0	0	0	0
<b>Total</b>																	
12H(7-19)	327	32	26	6	4	3	30	88	123	66	10	3	0	0	0	0	0
16H(6-22)	357	32	26	6	4	3	31	97	137	71	11	3	0	0	0	0	0
18H(6-24)	361	32	26	6	4	3	33	99	137	71	11	3	0	0	0	0	0
24H(0-24)	363	32	26	6	4	3	34	99	138	71	11	3	0	0	0	0	0
<b>AM Peak</b>	07:00	07:00	07:00	07:00	10:00	08:00	09:00	09:00	07:00	07:00	07:00	07:00	-	-	-	-	-
	40	33	28	6	1	1	3	12	16	8	3	1	0	0	0	0	0
<b>PM Peak</b>	15:00	17:00	21:00	13:00	14:00	14:00	12:00	15:00	15:00	16:00	17:00	18:00	-	-	-	-	-
	41	34	29	7	1	1	5	11	18	13	2	1	0	0	0	0	0



	Total Volume	85th Percentile	Mean Average	Standard Deviation	Bin 1 <10Mph	Bin 2 10-<15	Bin 3 15-<20	Bin 4 20-<25	Bin 5 25-<30	Bin 6 30-<35	Bin 7 35-<40	Bin 8 40-<45	Bin 9 45-<50	Bin 10 50-<55	Bin 11 55-<60	Bin 12 60-<65	Bin 13 >=65
00:00	0				0	0	0	0	0	0	0	0	0	0	0	0	0
01:00	0				0	0	0	0	0	0	0	0	0	0	0	0	0
02:00	0				0	0	0	0	0	0	0	0	0	0	0	0	0
03:00	0				0	0	0	0	0	0	0	0	0	0	0	0	0
04:00	0				0	0	0	0	0	0	0	0	0	0	0	0	0
05:00	0				0	0	0	0	0	0	0	0	0	0	0	0	0
06:00	6		26		0	0	0	2	4	0	0	0	0	0	0	0	0
07:00	47	34	27	7	1	3	2	14	10	13	2	2	0	0	0	0	0
08:00	36	31	27	4	0	0	1	11	16	8	0	0	0	0	0	0	0
09:00	16	36	30	6	0	0	0	3	7	2	4	0	0	0	0	0	0
10:00	26	29	24	5	0	1	3	13	5	3	1	0	0	0	0	0	0
11:00	26	31	27	4	0	0	1	7	12	5	1	0	0	0	0	0	0
12:00	22	32	27	5	0	0	1	9	5	7	0	0	0	0	0	0	0
13:00	24	31	26	5	0	1	3	4	11	4	1	0	0	0	0	0	0
14:00	40	31	25	6	0	1	8	11	12	7	1	0	0	0	0	0	0
15:00	31	32	28	4	0	0	1	6	16	6	2	0	0	0	0	0	0
16:00	44	32	27	4	1	0	1	8	23	10	1	0	0	0	0	0	0
17:00	39	31	26	5	1	0	1	16	13	7	1	0	0	0	0	0	0
18:00	20	30	26	4	0	0	4	4	8	3	1	0	0	0	0	0	0
19:00	9		26		0	0	1	3	3	1	1	0	0	0	0	0	0
20:00	7		30		0	0	1	0	2	3	1	0	0	0	0	0	0
21:00	2		23		0	0	1	0	1	0	0	0	0	0	0	0	0
22:00	1		22		0	0	0	1	0	0	0	0	0	0	0	0	0
23:00	1		28		0	0	0	0	1	0	0	0	0	0	0	0	0
<b>Total</b>																	
12H(7-19)	371	32	26	6	3	6	26	106	138	75	15	2	0	0	0	0	0
16H(6-22)	395	32	26	6	3	6	29	111	148	79	17	2	0	0	0	0	0
18H(6-24)	397	32	26	6	3	6	29	112	149	79	17	2	0	0	0	0	0
24H(0-24)	397	32	26	6	3	6	29	112	149	79	17	2	0	0	0	0	0
<b>AM Peak</b>																	
07:00		09:00	09:00	07:00	07:00	07:00	10:00	07:00	08:00	07:00	09:00	07:00	-	-	-	-	-
47		36	30	7	1	3	3	14	16	13	4	2	0	0	0	0	0
<b>PM Peak</b>																	
16:00		15:00	20:00	14:00	17:00	14:00	14:00	17:00	16:00	16:00	15:00	-	-	-	-	-	-
44		32	30	6	1	1	8	16	23	10	2	0	0	0	0	0	0



Un-named Rd, Noke ATC 2 South site

Site Ref. 594902

Site No. 594902

Site 02

Speed Report (Speed Limit 60 Mph)

17 Sep 2022

Channel: Northbound

	Total Volume	85th Percentile	Mean Average	Standard Deviation	Bin 1 <10Mph	Bin 2 10-<15	Bin 3 15-<20	Bin 4 20-<25	Bin 5 25-<30	Bin 6 30-<35	Bin 7 35-<40	Bin 8 40-<45	Bin 9 45-<50	Bin 10 50-<55	Bin 11 55-<60	Bin 12 60-<65	Bin 13 =>65
00:00	1		22		0	0	0	1	0	0	0	0	0	0	0	0	0
01:00	0				0	0	0	0	0	0	0	0	0	0	0	0	0
02:00	1		22		0	0	0	1	0	0	0	0	0	0	0	0	0
03:00	1		12		0	1	0	0	0	0	0	0	0	0	0	0	0
04:00	0				0	0	0	0	0	0	0	0	0	0	0	0	0
05:00	1		28		0	0	0	0	1	0	0	0	0	0	0	0	0
06:00	2		20		0	0	1	1	0	0	0	0	0	0	0	0	0
07:00	4		28		0	0	0	0	4	0	0	0	0	0	0	0	0
08:00	7		23		0	0	2	2	3	0	0	0	0	0	0	0	0
09:00	8		23		0	1	1	3	3	0	0	0	0	0	0	0	0
10:00	13	29	26	3	0	0	1	4	6	1	1	0	0	0	0	0	0
11:00	9		26		0	0	0	3	5	1	0	0	0	0	0	0	0
12:00	11	32	29	3	0	0	1	0	7	1	1	1	0	0	0	0	0
13:00	13	30	26	4	0	0	2	4	4	2	1	0	0	0	0	0	0
14:00	19	32	27	5	0	1	0	4	8	6	0	0	0	0	0	0	0
15:00	10	31	27	4	0	0	0	4	3	3	0	0	0	0	0	0	0
16:00	18	28	24	4	0	0	2	9	6	1	0	0	0	0	0	0	0
17:00	9		26		0	0	1	5	0	1	2	0	0	0	0	0	0
18:00	12	31	28	3	0	0	1	2	6	1	2	0	0	0	0	0	0
19:00	4		24		0	0	0	3	1	0	0	0	0	0	0	0	0
20:00	5		32		0	0	0	0	2	2	1	0	0	0	0	0	0
21:00	2		25		0	0	0	1	1	0	0	0	0	0	0	0	0
22:00	5		24		0	0	1	2	2	0	0	0	0	0	0	0	0
23:00	2		22		0	1	0	0	0	1	0	0	0	0	0	0	0
<b>Total</b>																	
12H(7-19)	133	31	26	5	0	2	11	40	55	17	7	1	0	0	0	0	0
16H(6-22)	146	31	26	5	0	2	12	45	59	19	8	1	0	0	0	0	0
18H(6-24)	153	31	26	5	0	3	13	47	61	20	8	1	0	0	0	0	0
24H(0-24)	157	31	26	5	0	4	13	49	62	20	8	1	0	0	0	0	0
<b>AM Peak</b>																	
10:00	10:00	05:00	10:00		-	09:00	08:00	10:00	10:00	11:00	10:00	-	-	-	-	-	-
13	29	28	3		0	1	2	4	6	1	1	0	0	0	0	0	0
<b>PM Peak</b>																	
14:00	14:00	20:00	14:00		-	23:00	16:00	16:00	14:00	14:00	18:00	12:00	-	-	-	-	-
19	32	32	5		0	1	2	9	8	6	2	1	0	0	0	0	0

PCC Traffic Information Consultancy Ltd.

Site No. 594902

Site Ref. 594902

Site 02

Speed Report (Speed Limit 60 Mph)

17 Sep 2022

Channel: Southbound

	Total Volume	85th Percentile	Mean Average	Standard Deviation	Bin 1 <10Mph	Bin 2 10-<15	Bin 3 15-<20	Bin 4 20-<25	Bin 5 25-<30	Bin 6 30-<35	Bin 7 35-<40	Bin 8 40-<45	Bin 9 45-<50	Bin 10 50-<55	Bin 11 55-<60	Bin 12 60-<65	Bin 13 =>65
00:00	0				0	0	0	0	0	0	0	0	0	0	0	0	0
01:00	0				0	0	0	0	0	0	0	0	0	0	0	0	0
02:00	0				0	0	0	0	0	0	0	0	0	0	0	0	0
03:00	1		18		0	0	1	0	0	0	0	0	0	0	0	0	0
04:00	0				0	0	0	0	0	0	0	0	0	0	0	0	0
05:00	0				0	0	0	0	0	0	0	0	0	0	0	0	0
06:00	5		31		0	0	0	1	1	2	1	0	0	0	0	0	0
07:00	5		31		0	0	0	0	2	3	0	0	0	0	0	0	0
08:00	14	34	30	4	0	0	0	2	4	6	2	0	0	0	0	0	0
09:00	10	31	28	3	0	0	0	2	5	3	0	0	0	0	0	0	0
10:00	14	34	28	6	0	0	1	5	2	4	2	0	0	0	0	0	0
11:00	13	31	28	3	0	0	0	3	6	4	0	0	0	0	0	0	0
12:00	15	31	27	4	0	1	0	4	6	3	1	0	0	0	0	0	0
13:00	13	34	30	4	0	0	0	1	6	4	2	0	0	0	0	0	0
14:00	9		30		0	0	0	1	4	3	1	0	0	0	0	0	0
15:00	12	30	27	3	0	0	0	4	5	3	0	0	0	0	0	0	0
16:00	9		26		0	0	0	4	4	1	0	0	0	0	0	0	0
17:00	15	29	27	2	0	0	1	2	10	1	1	0	0	0	0	0	0
18:00	13	33	28	5	0	0	1	4	4	2	2	0	0	0	0	0	0
19:00	3		24		0	0	0	2	1	0	0	0	0	0	0	0	0
20:00	1		28		0	0	0	0	1	0	0	0	0	0	0	0	0
21:00	1		28		0	0	0	0	1	0	0	0	0	0	0	0	0
22:00	1		28		0	0	0	0	1	0	0	0	0	0	0	0	0
23:00	1		28		0	0	0	0	1	0	0	0	0	0	0	0	0
<b>Total</b>																	
12H(7-19)	142	34	28	5	0	1	3	32	58	37	11	0	0	0	0	0	0
16H(6-22)	152	34	28	5	0	1	3	35	62	39	12	0	0	0	0	0	0
18H(6-24)	154	34	28	5	0	1	3	35	64	39	12	0	0	0	0	0	0
24H(0-24)	155	34	28	5	0	1	4	35	64	39	12	0	0	0	0	0	0
<b>AM Peak</b>																	
10:00	10:00	08:00	07:00	10:00		-	-	10:00	10:00	11:00	08:00	10:00	-	-	-	-	-
14	34	31	6		0	0	1	5	6	6	2	0	0	0	0	0	0
<b>PM Peak</b>																	
17:00	13:00	13:00	18:00		-	12:00	18:00	18:00	17:00	13:00	18:00	-	-	-	-	-	-
15	34	30	5		0	1	1	4	10	4	2	0	0	0	0	0	0

	Total Volume	85th Percentile	Mean Average	Standard Deviation	Bin 1 <10Mph	Bin 2 10-<15	Bin 3 15-<20	Bin 4 20-<25	Bin 5 25-<30	Bin 6 30-<35	Bin 7 35-<40	Bin 8 40-<45	Bin 9 45-<50	Bin 10 50-<55	Bin 11 55-<60	Bin 12 60-<65	Bin 13 >=65
00:00	1		22		0	0	0	1	0	0	0	0	0	0	0	0	0
01:00	0				0	0	0	0	0	0	0	0	0	0	0	0	0
02:00	1		22		0	0	0	1	0	0	0	0	0	0	0	0	0
03:00	2		15		0	1	1	0	0	0	0	0	0	0	0	0	0
04:00	0				0	0	0	0	0	0	0	0	0	0	0	0	0
05:00	1		28		0	0	0	0	1	0	0	0	0	0	0	0	0
06:00	7		28		0	0	1	2	1	2	1	0	0	0	0	0	0
07:00	9		29		0	0	0	0	6	3	0	0	0	0	0	0	0
08:00	21	33	28	5	0	0	2	4	7	6	2	0	0	0	0	0	0
09:00	18	30	26	4	0	1	1	5	8	3	0	0	0	0	0	0	0
10:00	27	33	27	6	0	0	2	9	8	5	3	0	0	0	0	0	0
11:00	22	31	27	3	0	0	0	6	11	5	0	0	0	0	0	0	0
12:00	26	33	28	5	0	1	1	4	13	4	2	1	0	0	0	0	0
13:00	26	34	28	5	0	0	2	5	10	6	3	0	0	0	0	0	0
14:00	28	33	28	5	0	1	0	5	12	9	1	0	0	0	0	0	0
15:00	22	32	27	4	0	0	0	8	8	6	0	0	0	0	0	0	0
16:00	27	29	25	4	0	0	2	13	10	2	0	0	0	0	0	0	0
17:00	24	31	27	4	0	0	2	7	10	2	3	0	0	0	0	0	0
18:00	25	34	28	6	0	0	2	6	10	3	4	0	0	0	0	0	0
19:00	7		24		0	0	0	5	2	0	0	0	0	0	0	0	0
20:00	6		31		0	0	0	0	3	2	1	0	0	0	0	0	0
21:00	3		26		0	0	0	1	2	0	0	0	0	0	0	0	0
22:00	6		24		0	0	1	2	3	0	0	0	0	0	0	0	0
23:00	3		24		0	1	0	0	1	1	0	0	0	0	0	0	0
<b>Total</b>																	
12H(7-19)	275	33	27	6	0	3	14	72	113	54	18	1	0	0	0	0	0
16H(6-22)	298	33	27	6	0	3	15	80	121	58	20	1	0	0	0	0	0
18H(6-24)	307	33	27	6	0	4	16	82	125	59	20	1	0	0	0	0	0
24H(0-24)	312	33	27	6	0	5	17	84	126	59	20	1	0	0	0	0	0
<b>AM Peak</b>																	
10:00		08:00	07:00	10:00	-	09:00	10:00	10:00	11:00	08:00	10:00	-	-	-	-	-	-
27		33	29	6	0	1	2	9	11	6	3	0	0	0	0	0	0
<b>PM Peak</b>																	
14:00		18:00	20:00	18:00	-	23:00	18:00	16:00	12:00	14:00	18:00	12:00	-	-	-	-	-
28		34	31	6	0	1	2	13	13	9	4	1	0	0	0	0	0





Un-named Rd, Noke ATC 2 South site

Site Ref. 594902

Site No. 594902

Site 02

Speed Report (Speed Limit 60 Mph)

18 Sep 2022

Channel: Northbound

	Total Volume	85th Percentile	Mean Average	Standard Deviation	Bin 1 <10Mph	Bin 2 10-<15	Bin 3 15-<20	Bin 4 20-<25	Bin 5 25-<30	Bin 6 30-<35	Bin 7 35-<40	Bin 8 40-<45	Bin 9 45-<50	Bin 10 50-<55	Bin 11 55-<60	Bin 12 60-<65	Bin 13 =>65
00:00	0				0	0	0	0	0	0	0	0	0	0	0	0	0
01:00	0				0	0	0	0	0	0	0	0	0	0	0	0	0
02:00	1		28		0	0	0	0	1	0	0	0	0	0	0	0	0
03:00	0				0	0	0	0	0	0	0	0	0	0	0	0	0
04:00	0				0	0	0	0	0	0	0	0	0	0	0	0	0
05:00	1		22		0	0	0	1	0	0	0	0	0	0	0	0	0
06:00	0				0	0	0	0	0	0	0	0	0	0	0	0	0
07:00	3		26		0	0	0	1	2	0	0	0	0	0	0	0	0
08:00	3		23		0	0	1	1	1	0	0	0	0	0	0	0	0
09:00	8		24		0	0	2	1	5	0	0	0	0	0	0	0	0
10:00	4		25		0	0	0	2	2	0	0	0	0	0	0	0	0
11:00	15	28	25	3	0	0	0	9	5	0	1	0	0	0	0	0	0
12:00	11	31	26	4	0	0	1	4	3	3	0	0	0	0	0	0	0
13:00	8		26		0	0	1	1	5	1	0	0	0	0	0	0	0
14:00	10	29	25	4	0	1	0	4	3	2	0	0	0	0	0	0	0
15:00	13	26	24	3	0	0	1	8	4	0	0	0	0	0	0	0	0
16:00	11	24	21	3	0	0	5	4	2	0	0	0	0	0	0	0	0
17:00	8		23		0	0	2	3	3	0	0	0	0	0	0	0	0
18:00	10	29	25	4	0	0	2	2	5	1	0	0	0	0	0	0	0
19:00	5		24		0	0	0	4	1	0	0	0	0	0	0	0	0
20:00	4		30		0	0	0	1	1	1	1	0	0	0	0	0	0
21:00	1		32		0	0	0	0	0	1	0	0	0	0	0	0	0
22:00	2		23		0	0	0	2	0	0	0	0	0	0	0	0	0
23:00	1		32		0	0	0	0	0	1	0	0	0	0	0	0	0
<b>Total</b>																	
12H(7-19)	104	29	24	5	0	1	15	40	40	7	1	0	0	0	0	0	0
16H(6-22)	114	29	25	5	0	1	15	45	42	9	2	0	0	0	0	0	0
18H(6-24)	117	29	25	5	0	1	15	47	42	10	2	0	0	0	0	0	0
24H(0-24)	119	29	25	5	0	1	15	48	43	10	2	0	0	0	0	0	0
<b>AM Peak</b>																	
11:00	15	11:00	02:00	11:00	-	-	09:00	11:00	11:00	-	11:00	-	-	-	-	-	-
	15	28	28	3	0	0	2	9	5	0	1	0	0	0	0	0	0
<b>PM Peak</b>																	
15:00	13	12:00	23:00	12:00	-	14:00	16:00	15:00	18:00	12:00	20:00	-	-	-	-	-	-
	13	31	32	4	0	1	5	8	5	3	1	0	0	0	0	0	0

PCC Traffic Information Consultancy Ltd.

Site No. 594902

Site Ref. 594902

Site 02

Speed Report (Speed Limit 60 Mph)

18 Sep 2022

Channel: Southbound

	Total Volume	85th Percentile	Mean Average	Standard Deviation	Bin 1 <10Mph	Bin 2 10-<15	Bin 3 15-<20	Bin 4 20-<25	Bin 5 25-<30	Bin 6 30-<35	Bin 7 35-<40	Bin 8 40-<45	Bin 9 45-<50	Bin 10 50-<55	Bin 11 55-<60	Bin 12 60-<65	Bin 13 =>65
00:00	0				0	0	0	0	0	0	0	0	0	0	0	0	0
01:00	0				0	0	0	0	0	0	0	0	0	0	0	0	0
02:00	1		22		0	0	0	1	0	0	0	0	0	0	0	0	0
03:00	0				0	0	0	0	0	0	0	0	0	0	0	0	0
04:00	1		32		0	0	0	0	0	1	0	0	0	0	0	0	0
05:00	1		38		0	0	0	0	0	0	1	0	0	0	0	0	0
06:00	4		26		0	0	0	2	1	1	0	0	0	0	0	0	0
07:00	2		30		0	0	0	0	1	1	0	0	0	0	0	0	0
08:00	8		26		1	0	0	2	3	1	1	0	0	0	0	0	0
09:00	9		30		0	0	0	1	3	4	1	0	0	0	0	0	0
10:00	9		27		0	0	0	5	2	0	2	0	0	0	0	0	0
11:00	9		26		0	1	1	1	4	1	1	0	0	0	0	0	0
12:00	18	32	27	4	0	0	1	5	7	4	1	0	0	0	0	0	0
13:00	6		24		0	0	1	2	3	0	0	0	0	0	0	0	0
14:00	8		24		0	0	2	4	0	2	0	0	0	0	0	0	0
15:00	10	31	28	4	0	0	2	0	5	2	1	0	0	0	0	0	0
16:00	9		23		1	0	1	2	5	0	0	0	0	0	0	0	0
17:00	8		28		0	0	1	0	5	2	0	0	0	0	0	0	0
18:00	7		27		0	0	0	2	3	2	0	0	0	0	0	0	0
19:00	5		26		0	0	0	2	2	1	0	0	0	0	0	0	0
20:00	3		26		0	0	0	2	0	1	0	0	0	0	0	0	0
21:00	2		25		0	0	1	0	0	1	0	0	0	0	0	0	0
22:00	0				0	0	0	0	0	0	0	0	0	0	0	0	0
23:00	1		18		0	0	1	0	0	0	0	0	0	0	0	0	0
<b>Total</b>																	
12H(7-19)	103	33	27	6	2	1	9	24	41	19	7	0	0	0	0	0	0
16H(6-22)	117	33	26	6	2	1	10	30	44	23	7	0	0	0	0	0	0
18H(6-24)	118	33	26	6	2	1	11	30	44	23	7	0	0	0	0	0	0
24H(0-24)	121	33	27	6	2	1	11	31	44	24	8	0	0	0	0	0	0
<b>AM Peak</b>																	
11:00	9	-	05:00	-	08:00	11:00	11:00	10:00	11:00	09:00	10:00	-	-	-	-	-	-
	9	0	38	0	1	1	1	5	4	4	2	0	0	0	0	0	0
<b>PM Peak</b>																	
12:00	18	12:00	17:00	12:00	16:00	-	15:00	12:00	12:00	12:00	15:00	-	-	-	-	-	-
	18	32	28	4	1	0	2	5	7	4	1	0	0	0	0	0	0

	Total Volume	85th Percentile	Mean Average	Standard Deviation	Bin 1 <10Mph	Bin 2 10-<15	Bin 3 15-<20	Bin 4 20-<25	Bin 5 25-<30	Bin 6 30-<35	Bin 7 35-<40	Bin 8 40-<45	Bin 9 45-<50	Bin 10 50-<55	Bin 11 55-<60	Bin 12 60-<65	Bin 13 >=65
00:00	0				0	0	0	0	0	0	0	0	0	0	0	0	0
01:00	0				0	0	0	0	0	0	0	0	0	0	0	0	0
02:00	2		25		0	0	0	1	1	0	0	0	0	0	0	0	0
03:00	0				0	0	0	0	0	0	0	0	0	0	0	0	0
04:00	1		32		0	0	0	0	0	1	0	0	0	0	0	0	0
05:00	2		30		0	0	0	1	0	0	1	0	0	0	0	0	0
06:00	4		26		0	0	0	2	1	1	0	0	0	0	0	0	0
07:00	5		27		0	0	0	1	3	1	0	0	0	0	0	0	0
08:00	11	29	25	4	1	0	1	3	4	1	1	0	0	0	0	0	0
09:00	17	32	28	4	0	0	2	2	8	4	1	0	0	0	0	0	0
10:00	13	29	26	3	0	0	0	7	4	0	2	0	0	0	0	0	0
11:00	24	29	25	4	0	1	1	10	9	1	2	0	0	0	0	0	0
12:00	29	32	27	5	0	0	2	9	10	7	1	0	0	0	0	0	0
13:00	14	29	25	3	0	0	2	3	8	1	0	0	0	0	0	0	0
14:00	18	30	24	6	0	1	2	8	3	4	0	0	0	0	0	0	0
15:00	23	29	25	4	0	0	3	8	9	2	1	0	0	0	0	0	0
16:00	20	27	22	5	1	0	6	6	7	0	0	0	0	0	0	0	0
17:00	16	29	25	4	0	0	3	3	8	2	0	0	0	0	0	0	0
18:00	17	30	26	4	0	0	2	4	8	3	0	0	0	0	0	0	0
19:00	10	28	25	3	0	0	0	6	3	1	0	0	0	0	0	0	0
20:00	7		28		0	0	0	3	1	2	1	0	0	0	0	0	0
21:00	3		28		0	0	1	0	0	2	0	0	0	0	0	0	0
22:00	2		23		0	0	0	2	0	0	0	0	0	0	0	0	0
23:00	2		25		0	0	1	0	0	1	0	0	0	0	0	0	0
<b>Total</b>																	
12H(7-19)	207	30	25	5	2	2	24	64	81	26	8	0	0	0	0	0	0
16H(6-22)	231	31	26	5	2	2	25	75	86	32	9	0	0	0	0	0	0
18H(6-24)	235	31	26	5	2	2	26	77	86	33	9	0	0	0	0	0	0
24H(0-24)	240	31	26	6	2	2	26	79	87	34	10	0	0	0	0	0	0
<b>AM Peak</b>																	
11:00	09:00	04:00	09:00		08:00	11:00	09:00	11:00	11:00	09:00	11:00	-	-	-	-	-	-
24	32	32	4		1	1	2	10	9	4	2	0	0	0	0	0	0
<b>PM Peak</b>																	
12:00	12:00	20:00	14:00		16:00	14:00	16:00	12:00	12:00	12:00	20:00	-	-	-	-	-	-
29	32	28	6		1	1	6	9	10	7	1	0	0	0	0	0	0



Un-named Rd, Noke ATC 2 South site

Site Ref. 594902

Site No. 594902

Site 02

Speed Report (Speed Limit 60 Mph)

19 Sep 2022

Channel: Northbound

	Total Volume	85th Percentile	Mean Average	Standard Deviation	Bin 1 <10Mph	Bin 2 10-<15	Bin 3 15-<20	Bin 4 20-<25	Bin 5 25-<30	Bin 6 30-<35	Bin 7 35-<40	Bin 8 40-<45	Bin 9 45-<50	Bin 10 50-<55	Bin 11 55-<60	Bin 12 60-<65	Bin 13 =>65
00:00	1		18		0	0	1	0	0	0	0	0	0	0	0	0	0
01:00	0				0	0	0	0	0	0	0	0	0	0	0	0	0
02:00	0				0	0	0	0	0	0	0	0	0	0	0	0	0
03:00	0				0	0	0	0	0	0	0	0	0	0	0	0	0
04:00	0				0	0	0	0	0	0	0	0	0	0	0	0	0
05:00	0				0	0	0	0	0	0	0	0	0	0	0	0	0
06:00	0				0	0	0	0	0	0	0	0	0	0	0	0	0
07:00	2		25		0	0	0	1	1	0	0	0	0	0	0	0	0
08:00	4		23		0	0	0	4	0	0	0	0	0	0	0	0	0
09:00	4		23		0	0	2	0	2	0	0	0	0	0	0	0	0
10:00	8		26		0	0	0	3	5	0	0	0	0	0	0	0	0
11:00	10	28	25	3	0	0	1	4	5	0	0	0	0	0	0	0	0
12:00	7		24		0	0	1	3	3	0	0	0	0	0	0	0	0
13:00	9		25		0	0	0	4	5	0	0	0	0	0	0	0	0
14:00	10	26	22	4	0	0	3	4	3	0	0	0	0	0	0	0	0
15:00	8		24		0	1	1	2	2	2	0	0	0	0	0	0	0
16:00	14	32	27	5	0	0	0	7	2	4	1	0	0	0	0	0	0
17:00	11	29	26	3	0	0	1	2	7	1	0	0	0	0	0	0	0
18:00	4		23		0	0	1	2	1	0	0	0	0	0	0	0	0
19:00	7		26		0	0	2	0	4	0	1	0	0	0	0	0	0
20:00	4		25		0	0	0	2	2	0	0	0	0	0	0	0	0
21:00	1		22		0	0	0	1	0	0	0	0	0	0	0	0	0
22:00	0				0	0	0	0	0	0	0	0	0	0	0	0	0
23:00	1		28		0	0	0	0	1	0	0	0	0	0	0	0	0
<b>Total</b>																	
12H(7-19)	91	29	25	4	0	1	10	36	36	7	1	0	0	0	0	0	0
16H(6-22)	103	29	25	4	0	1	12	39	42	7	2	0	0	0	0	0	0
18H(6-24)	104	29	25	4	0	1	12	39	43	7	2	0	0	0	0	0	0
24H(0-24)	105	29	25	4	0	1	13	39	43	7	2	0	0	0	0	0	0
<b>AM Peak</b>																	
11:00	11:00	11:00	10:00	11:00	-	-	09:00	11:00	11:00	-	-	-	-	-	-	-	-
10	28	26	3	0	0	2	4	5	0	0	0	0	0	0	0	0	0
<b>PM Peak</b>																	
16:00	16:00	23:00	16:00	-	15:00	14:00	16:00	17:00	16:00	19:00	-	-	-	-	-	-	-
14	32	28	5	0	1	3	7	7	4	1	0	0	0	0	0	0	0

PCC Traffic Information Consultancy Ltd.

Site No. 594902 64.98716 Site Ref. 594902

Site 02

Speed Report (Speed Limit 60 Mph)

19 Sep 2022

Channel: Southbound

	Total Volume	85th Percentile	Mean Average	Standard Deviation	Bin 1 <10Mph	Bin 2 10-<15	Bin 3 15-<20	Bin 4 20-<25	Bin 5 25-<30	Bin 6 30-<35	Bin 7 35-<40	Bin 8 40-<45	Bin 9 45-<50	Bin 10 50-<55	Bin 11 55-<60	Bin 12 60-<65	Bin 13 =>65
00:00	0				0	0	0	0	0	0	0	0	0	0	0	0	0
01:00	0				0	0	0	0	0	0	0	0	0	0	0	0	0
02:00	0				0	0	0	0	0	0	0	0	0	0	0	0	0
03:00	0				0	0	0	0	0	0	0	0	0	0	0	0	0
04:00	0				0	0	0	0	0	0	0	0	0	0	0	0	0
05:00	0				0	0	0	0	0	0	0	0	0	0	0	0	0
06:00	1		22		0	0	0	1	0	0	0	0	0	0	0	0	0
07:00	5		26		0	0	0	2	2	1	0	0	0	0	0	0	0
08:00	8		27		0	1	1	0	3	2	1	0	0	0	0	0	0
09:00	6		25		0	0	0	3	3	0	0	0	0	0	0	0	0
10:00	5		26		0	1	0	0	3	0	1	0	0	0	0	0	0
11:00	5		22		0	0	0	5	0	0	0	0	0	0	0	0	0
12:00	5		23		0	0	1	3	1	0	0	0	0	0	0	0	0
13:00	9		28		0	0	0	2	5	1	1	0	0	0	0	0	0
14:00	5		25		0	0	1	1	2	1	0	0	0	0	0	0	0
15:00	7		26		0	0	1	3	1	2	0	0	0	0	0	0	0
16:00	15	29	27	3	0	0	0	4	9	2	0	0	0	0	0	0	0
17:00	18	29	24	5	1	0	2	7	5	3	0	0	0	0	0	0	0
18:00	8		26		0	0	0	4	3	1	0	0	0	0	0	0	0
19:00	2		27		0	0	0	1	0	1	0	0	0	0	0	0	0
20:00	2		27		0	0	0	1	0	1	0	0	0	0	0	0	0
21:00	2		25		0	0	0	1	1	0	0	0	0	0	0	0	0
22:00	0				0	0	0	0	0	0	0	0	0	0	0	0	0
23:00	0				0	0	0	0	0	0	0	0	0	0	0	0	0
<b>Total</b>																	
12H(7-19)	96	30	26	5	1	2	6	34	37	13	3	0	0	0	0	0	0
16H(6-22)	103	31	26	5	1	2	6	38	38	15	3	0	0	0	0	0	0
18H(6-24)	103	31	26	5	1	2	6	38	38	15	3	0	0	0	0	0	0
24H(0-24)	103	31	26	5	1	2	6	38	38	15	3	0	0	0	0	0	0
<b>AM Peak</b>																	
08:00	08:00	-	08:00	-	-	10:00	08:00	11:00	10:00	08:00	10:00	-	-	-	-	-	-
8	0	27	0	0	0	1	1	5	3	2	1	0	0	0	0	0	0
<b>PM Peak</b>																	
17:00	17:00	13:00	17:00	17:00	17:00	-	17:00	17:00	16:00	17:00	13:00	-	-	-	-	-	-
18	29	28	5	1	0	2	7	9	3	1	0	0	0	0	0	0	0

	Total Volume	85th Percentile	Mean Average	Standard Deviation	Bin 1 <10Mph	Bin 2 10-<15	Bin 3 15-<20	Bin 4 20-<25	Bin 5 25-<30	Bin 6 30-<35	Bin 7 35-<40	Bin 8 40-<45	Bin 9 45-<50	Bin 10 50-<55	Bin 11 55-<60	Bin 12 60-<65	Bin 13 >=65
00:00	1		18		0	0	1	0	0	0	0	0	0	0	0	0	0
01:00	0				0	0	0	0	0	0	0	0	0	0	0	0	0
02:00	0				0	0	0	0	0	0	0	0	0	0	0	0	0
03:00	0				0	0	0	0	0	0	0	0	0	0	0	0	0
04:00	0				0	0	0	0	0	0	0	0	0	0	0	0	0
05:00	0				0	0	0	0	0	0	0	0	0	0	0	0	0
06:00	1		22		0	0	0	1	0	0	0	0	0	0	0	0	0
07:00	7		26		0	0	0	3	3	1	0	0	0	0	0	0	0
08:00	12	31	25	5	0	1	1	4	3	2	1	0	0	0	0	0	0
09:00	10	28	24	4	0	0	2	3	5	0	0	0	0	0	0	0	0
10:00	13	29	26	3	0	1	0	3	8	0	1	0	0	0	0	0	0
11:00	15	27	24	3	0	0	1	9	5	0	0	0	0	0	0	0	0
12:00	12	27	23	3	0	0	2	6	4	0	0	0	0	0	0	0	0
13:00	18	29	27	3	0	0	0	6	10	1	1	0	0	0	0	0	0
14:00	15	28	23	4	0	0	4	5	5	1	0	0	0	0	0	0	0
15:00	15	31	25	6	0	1	2	5	3	4	0	0	0	0	0	0	0
16:00	29	31	27	4	0	0	0	11	11	6	1	0	0	0	0	0	0
17:00	29	30	25	5	1	0	3	9	12	4	0	0	0	0	0	0	0
18:00	12	28	25	3	0	0	1	6	4	1	0	0	0	0	0	0	0
19:00	9		26		0	0	2	1	4	1	1	0	0	0	0	0	0
20:00	6		26		0	0	0	3	2	1	0	0	0	0	0	0	0
21:00	3		24		0	0	0	2	1	0	0	0	0	0	0	0	0
22:00	0				0	0	0	0	0	0	0	0	0	0	0	0	0
23:00	1		28		0	0	0	0	1	0	0	0	0	0	0	0	0
<b>Total</b>																	
12H(7-19)	187	30	25	5	1	3	16	70	73	20	4	0	0	0	0	0	0
16H(6-22)	206	30	25	4	1	3	18	77	80	22	5	0	0	0	0	0	0
18H(6-24)	207	30	25	4	1	3	18	77	81	22	5	0	0	0	0	0	0
24H(0-24)	208	30	25	5	1	3	19	77	81	22	5	0	0	0	0	0	0
<b>AM Peak</b>																	
11:00		08:00	10:00	08:00	-	10:00	09:00	11:00	10:00	08:00	10:00	-	-	-	-	-	-
15		31	26	5	0	1	2	9	8	2	1	0	0	0	0	0	0
<b>PM Peak</b>																	
17:00		16:00	23:00	15:00	17:00	15:00	14:00	16:00	17:00	16:00	19:00	-	-	-	-	-	-
29		31	28	6	1	1	4	11	12	6	1	0	0	0	0	0	0



Un-named Rd, Noke ATC 2 South site

Site Ref. 594902

Site No. 594902

Site 02

Speed Report (Speed Limit 60 Mph)

20 Sep 2022

Channel: Northbound

	Total Volume	85th Percentile	Mean Average	Standard Deviation	Bin 1 <10Mph	Bin 2 10-<15	Bin 3 15-<20	Bin 4 20-<25	Bin 5 25-<30	Bin 6 30-<35	Bin 7 35-<40	Bin 8 40-<45	Bin 9 45-<50	Bin 10 50-<55	Bin 11 55-<60	Bin 12 60-<65	Bin 13 =>65
00:00	0				0	0	0	0	0	0	0	0	0	0	0	0	0
01:00	0				0	0	0	0	0	0	0	0	0	0	0	0	0
02:00	0				0	0	0	0	0	0	0	0	0	0	0	0	0
03:00	0				0	0	0	0	0	0	0	0	0	0	0	0	0
04:00	1		18		0	0	1	0	0	0	0	0	0	0	0	0	0
05:00	0				0	0	0	0	0	0	0	0	0	0	0	0	0
06:00	3		29		0	0	0	1	1	0	1	0	0	0	0	0	0
07:00	7		29		0	0	0	0	5	2	0	0	0	0	0	0	0
08:00	19	31	27	4	0	0	0	6	8	5	0	0	0	0	0	0	0
09:00	13	29	25	4	0	1	1	4	5	2	0	0	0	0	0	0	0
10:00	10	26	23	3	0	0	3	4	2	1	0	0	0	0	0	0	0
11:00	13	29	26	3	0	0	0	5	7	1	0	0	0	0	0	0	0
12:00	14	31	27	4	0	0	1	3	6	4	0	0	0	0	0	0	0
13:00	9		24		0	0	2	3	3	1	0	0	0	0	0	0	0
14:00	12	30	27	3	0	0	1	2	7	2	0	0	0	0	0	0	0
15:00	16	29	26	3	0	0	2	6	6	0	2	0	0	0	0	0	0
16:00	18	29	24	5	1	1	1	6	7	2	0	0	0	0	0	0	0
17:00	18	29	26	3	0	0	1	6	9	0	2	0	0	0	0	0	0
18:00	18	32	27	4	0	0	1	5	7	4	0	1	0	0	0	0	0
19:00	9		24		0	0	0	6	3	0	0	0	0	0	0	0	0
20:00	4		25		0	0	1	1	1	1	0	0	0	0	0	0	0
21:00	7		30		0	0	0	3	0	2	1	1	0	0	0	0	0
22:00	2		18		0	0	2	0	0	0	0	0	0	0	0	0	0
23:00	1		22		0	0	0	1	0	0	0	0	0	0	0	0	0
<b>Total</b>																	
12H(7-19)	167	31	26	5	1	2	13	50	72	24	4	1	0	0	0	0	0
16H(6-22)	190	31	26	5	1	2	14	61	77	27	6	2	0	0	0	0	0
18H(6-24)	193	31	26	5	1	2	16	62	77	27	6	2	0	0	0	0	0
24H(0-24)	194	31	26	5	1	2	17	62	77	27	6	2	0	0	0	0	0
<b>AM Peak</b>	08:00 19	08:00 31	06:00 29	09:00 4	- 0	09:00 1	10:00 3	08:00 6	08:00 8	08:00 5	06:00 1	- 0	- 0	- 0	- 0	- 0	- 0
<b>PM Peak</b>	18:00 18	18:00 32	21:00 30	16:00 5	16:00 1	16:00 1	22:00 2	19:00 6	17:00 9	18:00 4	17:00 2	21:00 1	- 0	- 0	- 0	- 0	- 0

PCC Traffic Information Consultancy Ltd.

Site No. 594902

Site Ref. 594902

Site 02

Speed Report (Speed Limit 60 Mph)

20 Sep 2022

Channel: Southbound

	Total Volume	85th Percentile	Mean Average	Standard Deviation	Bin 1 <10Mph	Bin 2 10-<15	Bin 3 15-<20	Bin 4 20-<25	Bin 5 25-<30	Bin 6 30-<35	Bin 7 35-<40	Bin 8 40-<45	Bin 9 45-<50	Bin 10 50-<55	Bin 11 55-<60	Bin 12 60-<65	Bin 13 =>65
00:00	0				0	0	0	0	0	0	0	0	0	0	0	0	0
01:00	0				0	0	0	0	0	0	0	0	0	0	0	0	0
02:00	0				0	0	0	0	0	0	0	0	0	0	0	0	0
03:00	0				0	0	0	0	0	0	0	0	0	0	0	0	0
04:00	0				0	0	0	0	0	0	0	0	0	0	0	0	0
05:00	2		30		0	0	0	0	1	1	0	0	0	0	0	0	0
06:00	3		24		0	0	1	1	0	1	0	0	0	0	0	0	0
07:00	21	32	29	3	0	0	0	2	12	6	1	0	0	0	0	0	0
08:00	16	33	29	4	0	0	0	3	7	5	0	1	0	0	0	0	0
09:00	15	31	27	4	0	0	1	3	7	4	0	0	0	0	0	0	0
10:00	14	32	27	5	0	0	1	5	3	5	0	0	0	0	0	0	0
11:00	12	31	28	3	0	0	1	2	6	2	1	0	0	0	0	0	0
12:00	16	33	28	5	0	0	1	5	3	6	1	0	0	0	0	0	0
13:00	9		25		0	0	3	1	3	2	0	0	0	0	0	0	0
14:00	18	32	28	4	0	0	0	4	8	5	1	0	0	0	0	0	0
15:00	18	29	25	3	0	0	1	9	6	1	1	0	0	0	0	0	0
16:00	17	34	28	6	0	2	0	4	2	8	1	0	0	0	0	0	0
17:00	12	32	30	2	0	0	0	0	8	3	1	0	0	0	0	0	0
18:00	9		30		0	0	0	1	3	4	1	0	0	0	0	0	0
19:00	5		22		1	0	1	1	1	1	0	0	0	0	0	0	0
20:00	2		30		0	0	0	0	1	1	0	0	0	0	0	0	0
21:00	2		32		0	0	0	1	0	0	0	1	0	0	0	0	0
22:00	1		28		0	0	0	0	1	0	0	0	0	0	0	0	0
23:00	0				0	0	0	0	0	0	0	0	0	0	0	0	0
<b>Total</b>																	
12H(7-19)	177	33	28	5	0	2	8	39	68	51	8	1	0	0	0	0	0
16H(6-22)	189	33	28	6	1	2	10	42	70	54	8	2	0	0	0	0	0
18H(6-24)	190	33	28	6	1	2	10	42	71	54	8	2	0	0	0	0	0
24H(0-24)	192	33	28	6	1	2	10	42	72	55	8	2	0	0	0	0	0
<b>AM Peak</b>	07:00 21	08:00 33	05:00 30	10:00 5	- 0	- 0	11:00 1	10:00 5	07:00 12	07:00 6	11:00 1	08:00 1	- 0	- 0	- 0	- 0	- 0
<b>PM Peak</b>	15:00 18	16:00 34	21:00 32	16:00 6	19:00 1	16:00 2	13:00 3	15:00 9	17:00 8	16:00 8	18:00 1	21:00 1	- 0	- 0	- 0	- 0	- 0

	Total Volume	85th Percentile	Mean Average	Standard Deviation	Bin 1 <10Mph	Bin 2 10-<15	Bin 3 15-<20	Bin 4 20-<25	Bin 5 25-<30	Bin 6 30-<35	Bin 7 35-<40	Bin 8 40-<45	Bin 9 45-<50	Bin 10 50-<55	Bin 11 55-<60	Bin 12 60-<65	Bin 13 >=65
00:00	0				0	0	0	0	0	0	0	0	0	0	0	0	0
01:00	0				0	0	0	0	0	0	0	0	0	0	0	0	0
02:00	0				0	0	0	0	0	0	0	0	0	0	0	0	0
03:00	0				0	0	0	0	0	0	0	0	0	0	0	0	0
04:00	1		18		0	0	1	0	0	0	0	0	0	0	0	0	0
05:00	2		30		0	0	0	0	1	1	0	0	0	0	0	0	0
06:00	6		27		0	0	1	2	1	1	1	0	0	0	0	0	0
07:00	28	32	29	3	0	0	0	2	17	8	1	0	0	0	0	0	0
08:00	35	32	28	4	0	0	0	9	15	10	0	1	0	0	0	0	0
09:00	28	31	26	5	0	1	2	7	12	6	0	0	0	0	0	0	0
10:00	24	31	25	6	0	0	4	9	5	6	0	0	0	0	0	0	0
11:00	25	30	27	3	0	0	1	7	13	3	1	0	0	0	0	0	0
12:00	30	33	28	5	0	0	2	8	9	10	1	0	0	0	0	0	0
13:00	18	30	25	5	0	0	5	4	6	3	0	0	0	0	0	0	0
14:00	30	32	28	4	0	0	1	6	15	7	1	0	0	0	0	0	0
15:00	34	29	25	4	0	0	3	15	12	1	3	0	0	0	0	0	0
16:00	35	32	26	7	1	3	1	10	9	10	1	0	0	0	0	0	0
17:00	30	31	28	3	0	0	1	6	17	3	3	0	0	0	0	0	0
18:00	27	33	28	5	0	0	1	6	10	8	1	1	0	0	0	0	0
19:00	14	27	23	4	1	0	1	7	4	1	0	0	0	0	0	0	0
20:00	6		27		0	0	1	1	2	2	0	0	0	0	0	0	0
21:00	9		31		0	0	0	4	0	2	1	2	0	0	0	0	0
22:00	3		21		0	0	2	0	1	0	0	0	0	0	0	0	0
23:00	1		22		0	0	0	1	0	0	0	0	0	0	0	0	0
<b>Total</b>																	
12H(7-19)	344	33	27	6	1	4	21	89	140	75	12	2	0	0	0	0	0
16H(6-22)	379	33	27	6	2	4	24	103	147	81	14	4	0	0	0	0	0
18H(6-24)	383	33	27	6	2	4	26	104	148	81	14	4	0	0	0	0	0
24H(0-24)	386	33	27	6	2	4	27	104	149	82	14	4	0	0	0	0	0
<b>AM Peak</b>																	
08:00		08:00	05:00	10:00	-	09:00	10:00	10:00	07:00	08:00	11:00	08:00	-	-	-	-	-
35		32	30	6	0	1	4	9	17	10	1	1	0	0	0	0	0
<b>PM Peak</b>																	
16:00		18:00	21:00	16:00	19:00	16:00	13:00	15:00	17:00	16:00	17:00	21:00	-	-	-	-	-
35		33	31	7	1	3	5	15	17	10	3	2	0	0	0	0	0