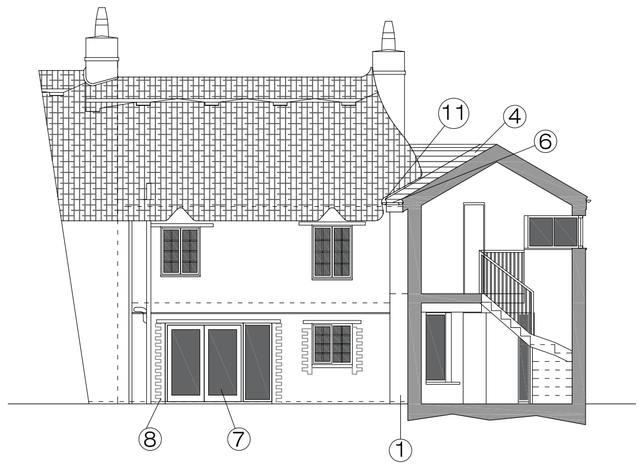

Rear garden cottage elevation (south-east)
as proposed - 1:100

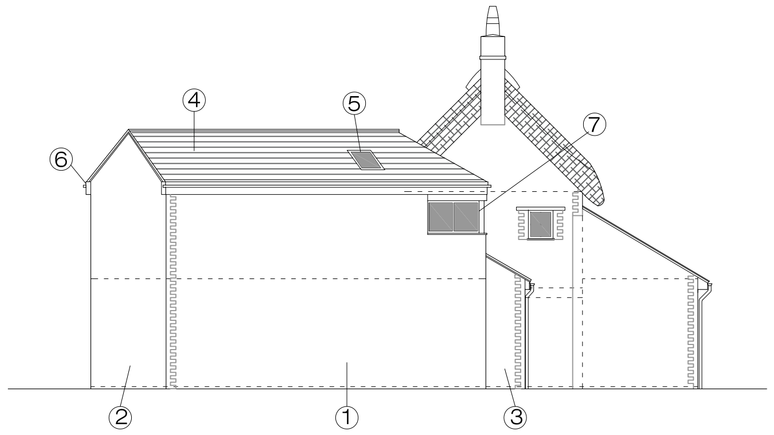

Street scene: Side elevation (north-east)
as proposed - 1:100

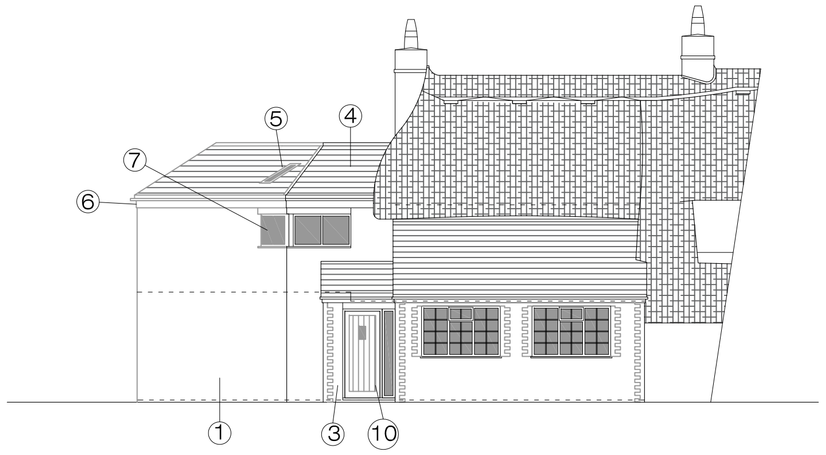

Street Scene: Front elevation (north-west)
as proposed - 1:100

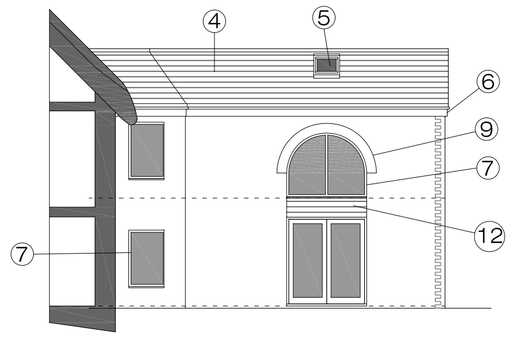

Side extension elevation (south)
as proposed - 1:100

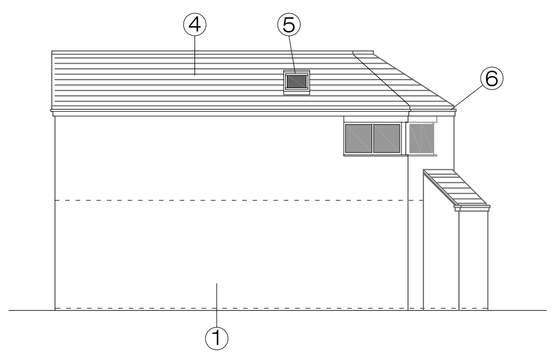

Side extension elevation (north)
as proposed - 1:100

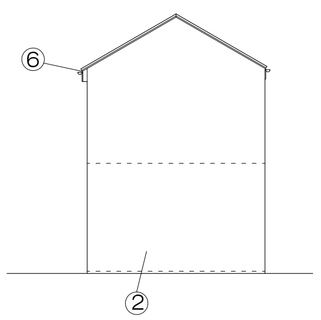

Rear extension elevation (east)
as proposed - 1:100

KEY

1. Flemish bond facing brickwork with red brick stretchers and buff brick headers. Brick type and mortar colour to match existing dwelling
2. Standard stretcher bond brickwork. Red brick type and mortar colour to match existing dwelling
3. Random rubble Cotswold stone to match existing coursing with single red brick quoins to corners
4. Natural slate roof tiles, laid at 30 degrees, on mortar bed to match existing dwelling
5. Rooflight company conservation rooflight
6. Heritage green painted softwood eaves and fascia boards with grey upvc gutters and downpipes
7. Timber effect upvc framed high performance double glazed windows and doors, heritage green colour finish
8. New opening in existing stonework to incorporate continuous brick quoin detail to reveals and timber painted lintel over
9. Arched brick soldier coursing in buff brick to match existing type
10. solid timber front doorset, rated for external use, with full height double glazed side screen and small vision panel within door. Vertical slats on front, natural finish
11. modify thatched roof to suit new slate roof abutment to existing gable end elevation of existing dwelling
12. Horizontal timber boarding spandrel panel to conceal floor edge detail

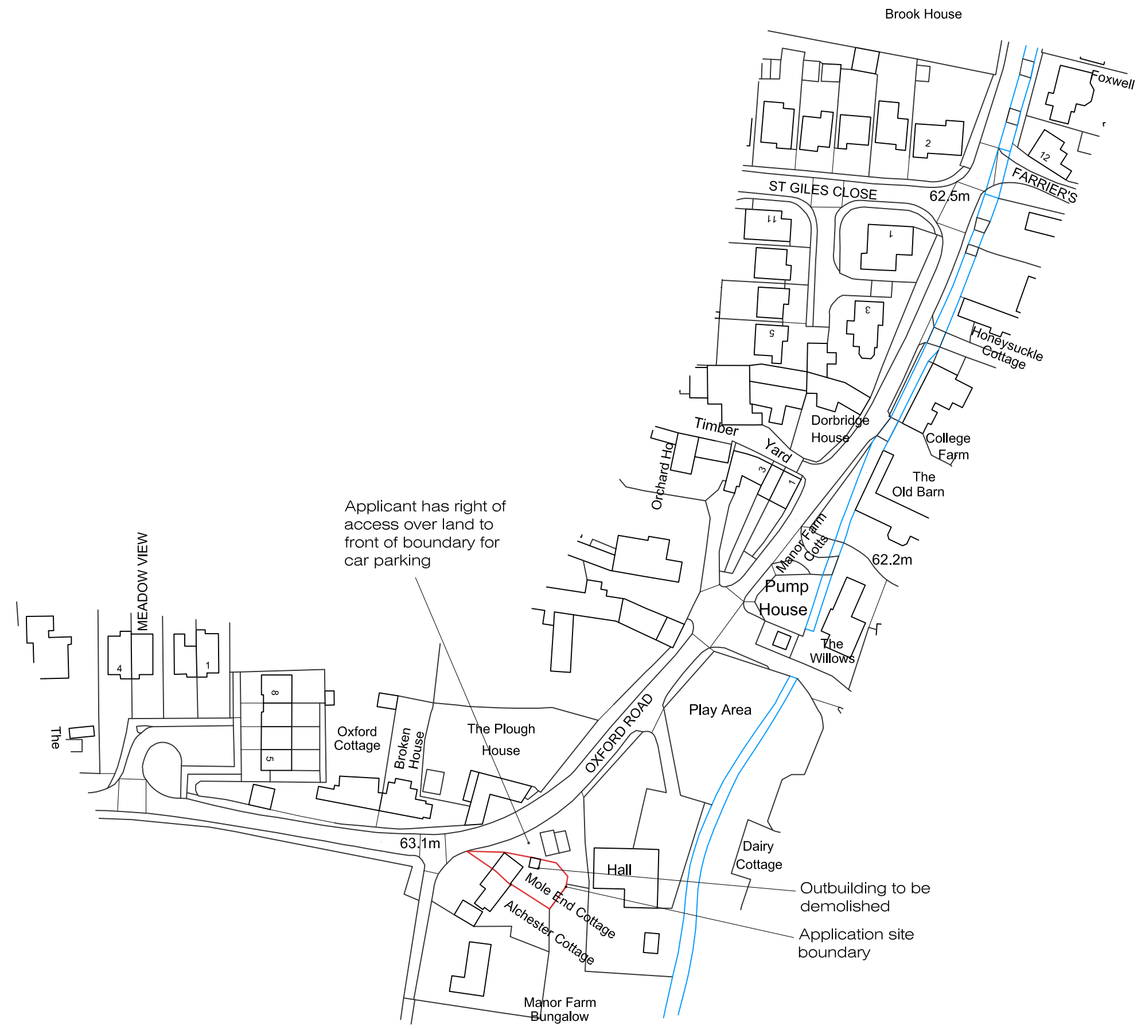

Ordnance Survey, (c) Crown Copyright 2022. All rights reserved. Licence number 100022432

Site Location Plan
as proposed - 1:1250

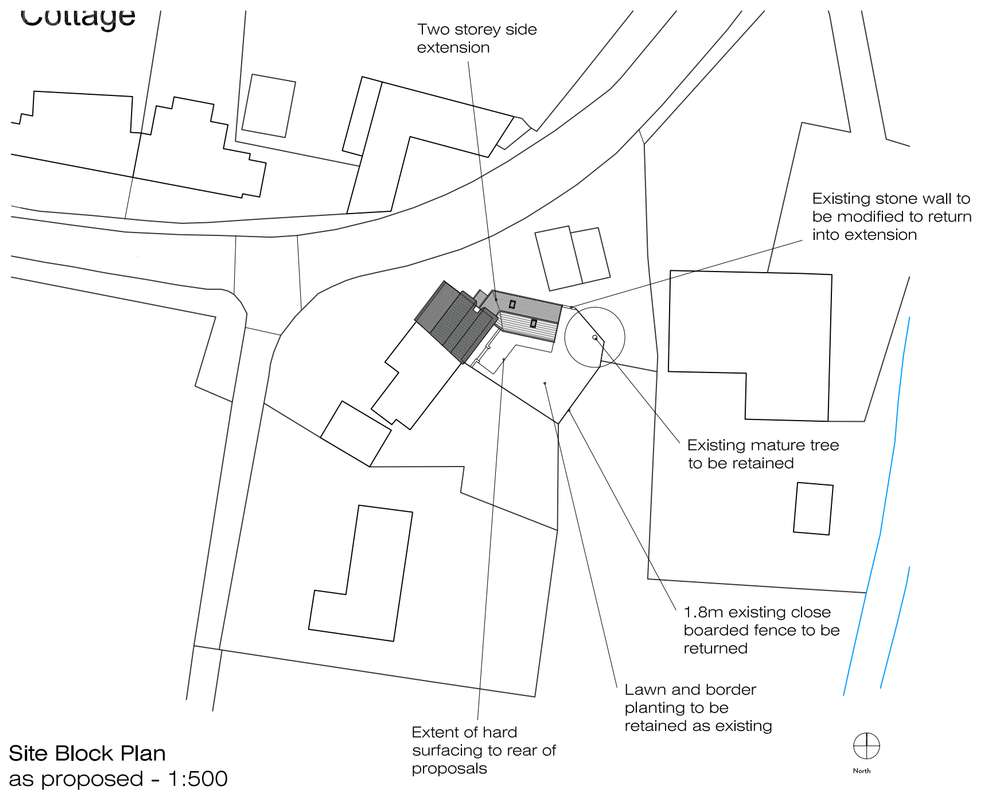

Site Block Plan
as proposed - 1:500

Notes

All drawings to be read in conjunction with all relevant Designers' Services' or Structural Engineers' drawings.
Do not scale from drawings.
Errors to be reported to Designers' directly.
Site, topographic and building information may have been compiled from different sources.
Check all dimensions on site.

© Danny Harris design studio

Key

Revision	Date	Description	Drawn	Check

0 1 2.5 5 10 20m
Scale at 1:200

0 1 2 3 4 5 10m
Scale at 1:100

North

Danny Harris design studio

T 07970 752 309
E dannyharris.bicycle@gmail.com
W www.dannyharris.co.uk

Project Mole End Cottage Wendlebury OX25 2PS					Project No. 053
Client Derek & Trisha Dudley					Status Planning
Date	12 July 2022	Drawn	DH		Issue
Scale / Format	1:100/250/1250 / A1	Checked	DH		2
File Reference	053_X_Survey				
Drawing Name Proposed Elevations & Site Plans					Drawing No. AP03