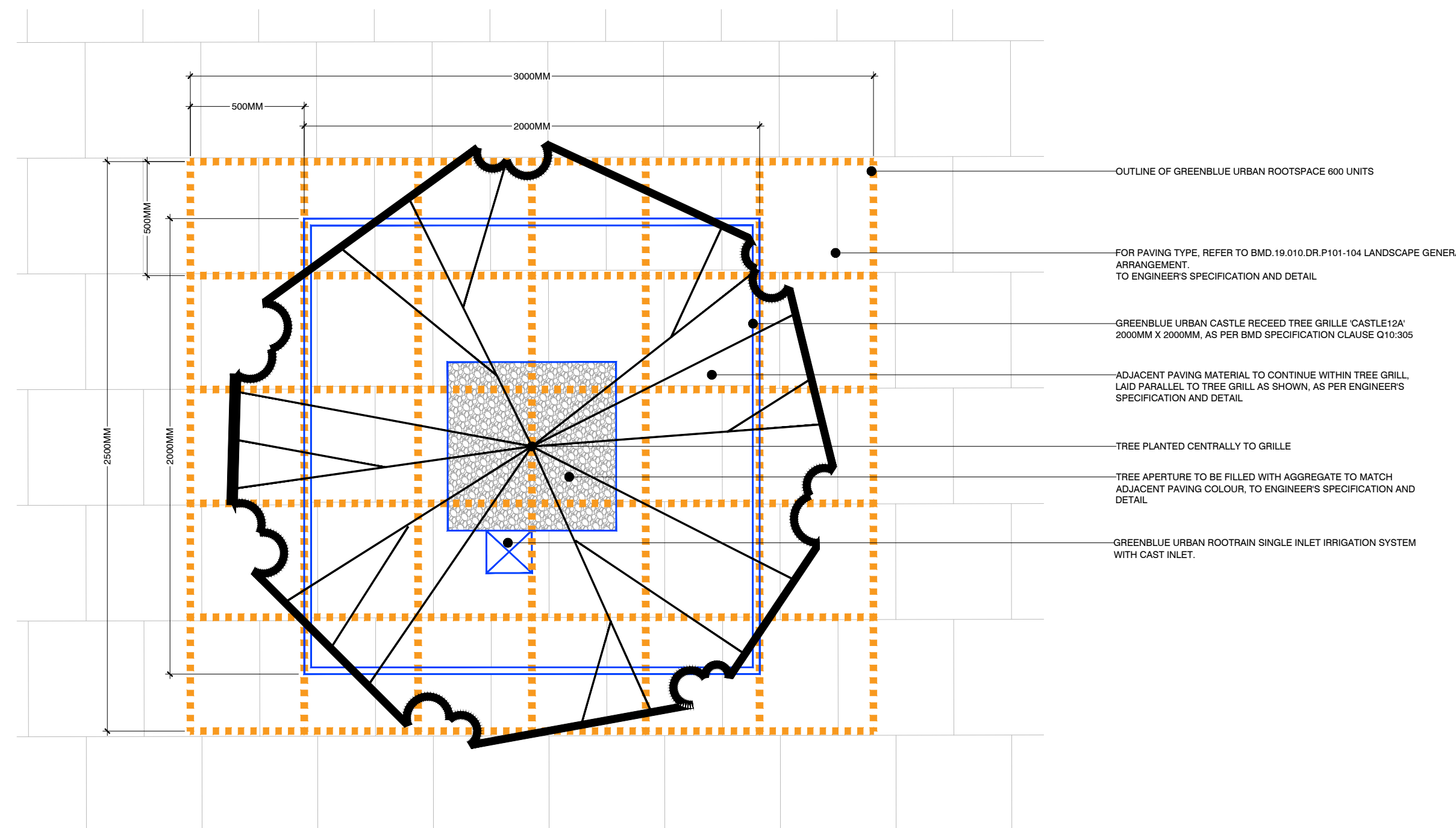



- NOTES:
1. THIS DRAWING IS BASED ON BMD 19.010.DR.P001 OVERALL LANDSCAPE GENERAL ARRANGEMENT
 2. THIS DRAWING SHOULD BE READ IN CONJUNCTION WITH ALL OTHER LANDSCAPE DRAWINGS AND DOCUMENTS
 3. THIS DRAWING IS NOT INTENDED FOR CONSTRUCTION
 4. DO NOT SCALE FROM THIS DRAWING
 5. ANY DISCREPANCIES WITHIN THIS DRAWING OR BETWEEN THIS DRAWING AND ANY OTHER INFORMATION IS TO BE REPORTED TO BMD FOR CLARIFICATION

DRAWINGS SHOULD BE READ IN CONJUNCTION WITH OTHER BMD LANDSCAPE DRAWINGS & DETAILS:

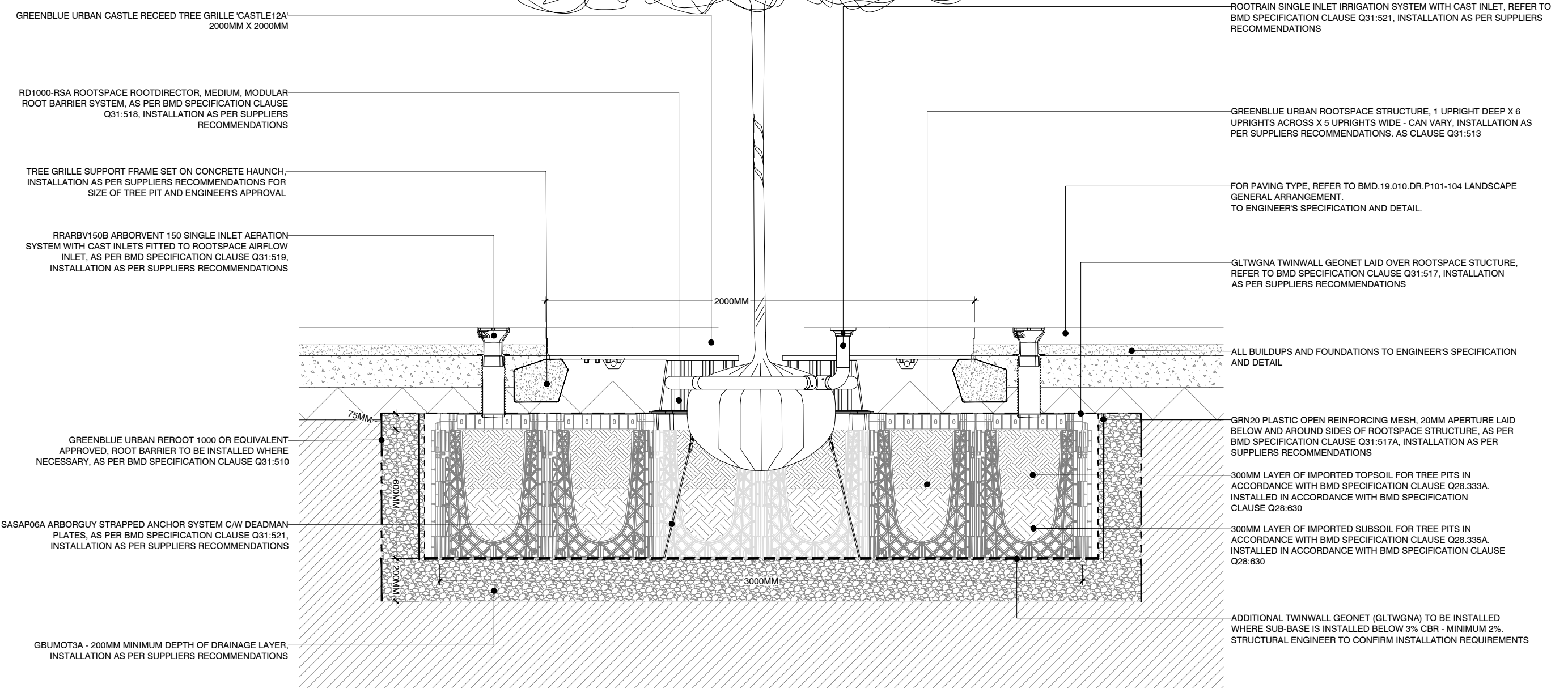
- PLANTING PLANS & SCHEDULE**
- BMD 19.010.DR.P001, P002, P003 & P004 PLANTING PLANS (4 SHEETS)
 - BMD 19.010.DR.P005 PLANTING SCHEDULES
- SPECIFICATION AND LANDSCAPE MAINTENANCE AND MANAGEMENT PLAN**
- BMD 19.010.SP.P005 NBS LANDSCAPE SPECIFICATION
 - BMD 19.010.SP.P006 LANDSCAPE MAINTENANCE & MANAGEMENT PLAN (LMMF)



- OUTLINE OF GREENBLUE URBAN ROOTSPACE 600 UNITS
- FOR PAVING TYPE, REFER TO BMD 19.010.DR.P101-104 LANDSCAPE GENERAL ARRANGEMENT TO ENGINEERS SPECIFICATION AND DETAIL
- GREENBLUE URBAN CASTLE RECESSED TREE GRILLE CASTLE134 2000MM X 2000MM AS PER BMD SPECIFICATION CLAUSE Q10-305
- ADJACENT PAVING MATERIAL TO CONTINUE WITHIN TREE GRILL LAY PARALLEL TO TREE GRILL AS SHOWN, AS PER ENGINEERS SPECIFICATION AND DETAIL
- TREE PLANTED CENTRALLY TO GRILLE
- TREE APERTURE TO BE FILLED WITH AGGREGATE TO MATCH ADJACENT PAVING COLOUR, TO ENGINEERS SPECIFICATION AND DETAIL
- GREENBLUE URBAN ROOTRAIN SINGLE INLET IRRIGATION SYSTEM WITH CAST INLET



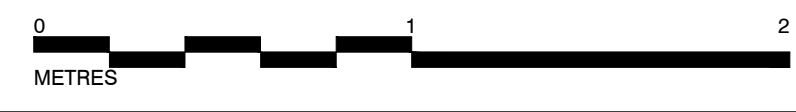
FOR TREE PLANTING, REFER TO PLANTING PLAN BMD 19.010.DR.P001-304 AND SCHEDULE BMD 19.010.DR.P005 FOR DETAILS



- ROOTRAIN SINGLE INLET IRRIGATION SYSTEM WITH CAST INLET, REFER TO BMD SPECIFICATION CLAUSE Q31-521, INSTALLATION AS PER SUPPLIERS RECOMMENDATIONS
- GREENBLUE URBAN ROOTSPACE STRUCTURE, 1 UPRIGHT DEEP X 6 UPRIGHTS ACROSS X 5 UPRIGHTS WIDE - CAN VARY, INSTALLATION AS PER SUPPLIERS RECOMMENDATIONS, AS CLAUSE Q31-513
- FOR PAVING TYPE, REFER TO BMD 19.010.DR.P101-104 LANDSCAPE GENERAL ARRANGEMENT TO ENGINEERS SPECIFICATION AND DETAIL
- GLTWGNA TWINWALL GEONET LAID OVER ROOTSPACE STRUCTURE, REFER TO BMD SPECIFICATION CLAUSE Q31-517, INSTALLATION AS PER SUPPLIERS RECOMMENDATIONS
- ALL BUILDINGS AND FOUNDATIONS TO ENGINEERS SPECIFICATION AND DETAIL
- GRN20 PLASTIC OPEN REINFORCING MESH, 30MM APERTURE LAID BELOW AND AROUND SIDES OF ROOTSPACE STRUCTURE, AS PER BMD SPECIFICATION CLAUSE Q31-517A, INSTALLATION AS PER SUPPLIERS RECOMMENDATIONS
- 300MM LAYER OF IMPORTED TOPSOIL FOR TREE PITS IN ACCORDANCE WITH BMD SPECIFICATION CLAUSE Q28-335A, INSTALLED IN ACCORDANCE WITH BMD SPECIFICATION CLAUSE Q28-630
- 300MM LAYER OF IMPORTED SUBSOIL FOR TREE PITS IN ACCORDANCE WITH BMD SPECIFICATION CLAUSE Q28-335A, INSTALLED IN ACCORDANCE WITH BMD SPECIFICATION CLAUSE Q28-630
- ADDITIONAL TWINWALL GEONET (GLTWGNA) TO BE INSTALLED WHERE SUB-BASE IS INSTALLED BELOW 2% (MINIMUM 2% STRUCTURAL ENGINEER TO CONFIRM INSTALLATION REQUIREMENTS
- GREENBLUE URBAN CASTLE RECESSED TREE GRILLE CASTLE134 2000MM X 2000MM
- RD1000-RSA ROOTSPACE ROOTDIRECTOR, MEDIUM, MODULAR ROOT BARRIER SYSTEM, AS PER BMD SPECIFICATION CLAUSE Q31-516, INSTALLATION AS PER SUPPLIERS RECOMMENDATIONS
- TREE GRILLE SUPPORT FRAME SET ON CONCRETE HAUNCH - INSTALLATION AS PER SUPPLIERS RECOMMENDATIONS FOR SIZE OF TREE PIT AND ENGINEERS APPROVAL
- RRARBV150B ARBORVENT 150 SINGLE INLET AERATION SYSTEM WITH CAST INLET'S FITTED TO ROOTSPACE AIRFLOW INLET, AS PER BMD SPECIFICATION CLAUSE Q31-519, INSTALLATION AS PER SUPPLIERS RECOMMENDATIONS
- GREENBLUE URBAN ROOT 1000 OR EQUIVALENT APPROVED, ROOT BARRIER TO BE INSTALLED WHERE NECESSARY, AS PER BMD SPECIFICATION CLAUSE Q31-510
- SASAP06A ARBORLIX STRAPPED ANCHOR SYSTEM C/W DEADMAN PLATES, AS PER BMD SPECIFICATION CLAUSE Q31-521, INSTALLATION AS PER SUPPLIERS RECOMMENDATIONS
- GRUMQTS3 - 200MM MINIMUM DEPTH OF DRAINAGE LAYER - INSTALLATION AS PER SUPPLIERS RECOMMENDATIONS

001 TREE PIT DETAIL FOR EXTRA HEAVY STANDARD TREES (14-20CM GIRTH) IN HARD SURFACE
608 PLAN & SECTION

SCALE - 1:20



Rev	Description	Date
--	--	--

PLANNING

Bradley Murphy Design Ltd
6 The Courtyard
Hatton Technology Park
Dark Lane
Hatton
Warwickshire
CV35 8XB

t: 01926 676496
e: info@bradleymurphydesign.co.uk
www.bradleymurphydesign.co.uk



GREAT LAKES UK LIMITED

Project
GREAT WOLF LODGE, CHESTERTON, BICESTER

Drawing Title
TYPICAL TREE PIT DETAILS 6

Drawn	Checked	Approved	Date
AB	MP	RW	23/03/2022

Job No.	Scale	Sheet Size	Revision
19.010	1:20	A1	-

Drawing Number
BMD 19.010.DR.P608