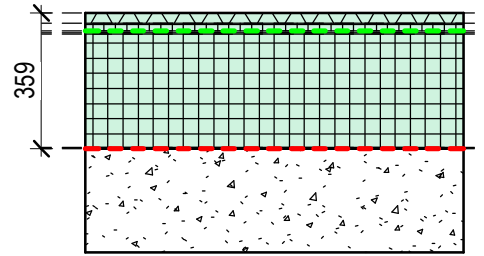
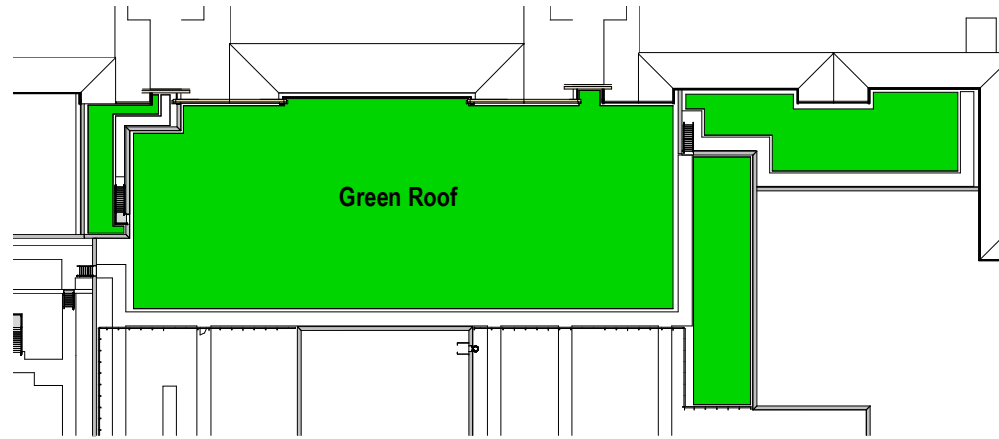


## Green Roof Build-Up



- 28mm Sedum Blanket Zone
- 20mm Sedum Drainage Matting Zone
- 5.5mm Bitumen Capping Sheet (indicated green line above)
- 3mm Underlay layer with reinforcement
  
- 300mm PIR Insulation Zone, representing the largest insulation depth required to achieve cut to falls and weathering detail at roof perimeter (where appropriate)
  
- 2.5mm VCL and Adhesive Layer (indicated red line above)
- Concrete Deck/Substrate as per S.Eng details

Total depth = 359mm



## 1 Green Roof Plan

1 : 1000

## Sedum Species

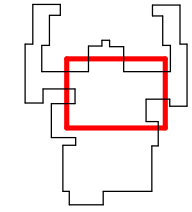
1. Sedum Album
2. Sedum ellacombianum
3. Sedum floriferum
4. Sedum hybr. Czar's Gold
5. Sedum montanum
6. Sedum kamtchaticum
7. Sedum Oreganum
8. Sedum pulchellum
9. Sedum reflexum
10. Sedum rupestre Angelina
11. Sedum sexangulare
12. Sedum spurium 'coccineum' [Purple Carpet]
13. Sedum spurium
14. Sedum spurium 'Summer Glory'
15. Sedum stenopetalum
16. Sedum stoloniferum
17. Sedum Saxifraga granulata
18. Sedum Sedum Hispanicum\*

## Sedum Roof Maintenance

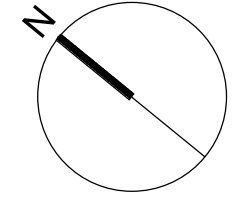
Annual maintenance is required, with sedum maintenance service typically concentrating on:

- Ensuring adequate fertilisation of the sedum blanket.
- Evaluating colour and growth rate of vegetation.
- Removal of leaves, debris and any unwanted invasive weeds or plants.
- Repairing of any bare patches.
- Clearance of outlets and testing of irrigation.

Keyplan



North



**Notes:**  
Do not scale off this document/drawing/model for any purposes other than those required in connection with the application for planning consent for the project.  
This document/drawing/model is prepared for the sole use of EPR Architects' employer and the benefit of the employer's permitted licensees. No liability to any other persons is accepted by EPR Architects.  
EPR Architects accepts no liability for any use of this document/drawing/model by parties other than the party for whom it was prepared or for purposes other than those for which it was prepared.  
Copyright in the design contained in this document/drawing/model remains vested in EPR Architects.  
The area information contained in this document/drawing/model/schedule reflects the anticipated approximate areas of the project based on the current state of the design. The areas/dimensions have been calculated generally in accordance with the RICS Code of Measuring Practice, 8th Edition and have been calculated in metric units and expressed in both metric and imperial units. Where there is a discrepancy, the metric units take precedence.

P01	S2 - Planning CON 33	25.03.22	SH	AJ
-----	----------------------	----------	----	----

No. Revision Date Initial Chk'd

**EPR Architects**

30 Millbank, London SW1P 4DU  
+44(0)20 79327600  
www.epr.co.uk

Proposed Great Wolf Lodge  
Chesterton, Bicester, Oxfordshire

CON 33 Discharge - Proposed Green Roof Build Up

Scale @A3 Purpose of Issue Status code Revision  
As indicated For Information **S2 - P01**

Project Code	Originator	Zone	Level	Type	Role	Class No
10875	- EPR	- 00	- ZZ	- SK	- A	- TP-0033