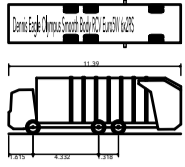


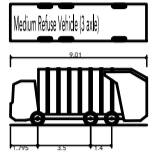


REVISIONS:
 A. 2019-06-28. Affordable units to be Growth Deal in lieu of Intermediate. DJE
 B. 2019-10-02. Plot numbers amended. MED

KEY:



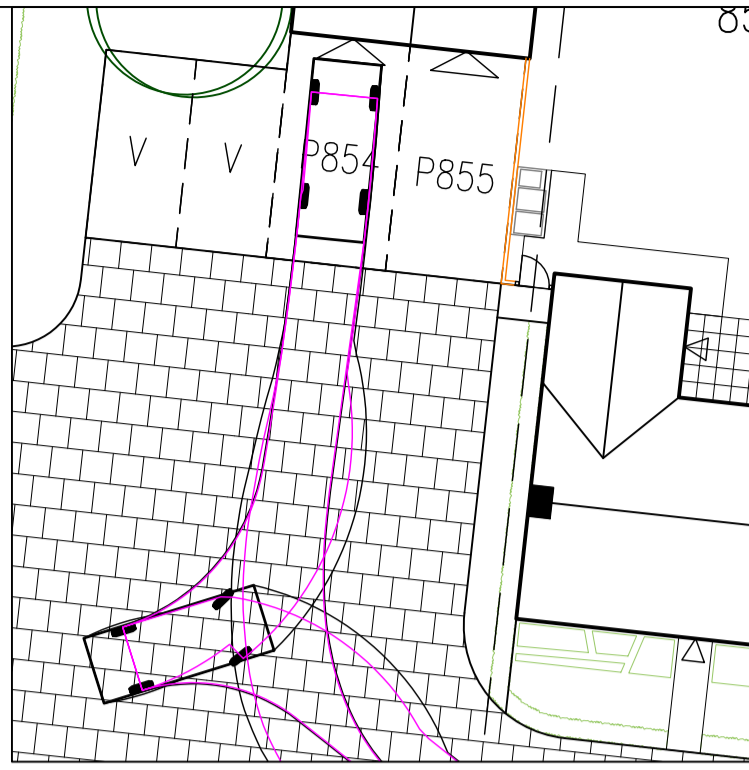
Dennis Eagle Olympus Smooth Body RCV EuroSW 6x2RS
 Overall Length 13.200m
 Overall Width 3.350m
 Overall Body Height 3.350m
 Min Body Ground Clearance 0.300m
 Track Width 2.500m
 Lock to lock time 9.900s
 Kerb to Kerb Turning Radius 7.500m



Medium Refuse Vehicle (3 axle)
 Overall Length 9.200m
 Overall Width 2.400m
 Overall Body Height 3.200m
 Min Body Ground Clearance 0.300m
 Track Width 2.500m
 Lock to lock time 8.500s
 Kerb to Kerb Turning Radius 6.500m



Estate Car (2006)
 Overall Length 4.310m
 Overall Width 1.800m
 Overall Body Height 1.600m
 Min Body Ground Clearance 0.300m
 Track Width 1.500m
 Lock to lock time 4.500s
 Kerb to Kerb Turning Radius 5.900m



REFUSE VEHICLE TRACKING:

SCALE: 1:500

