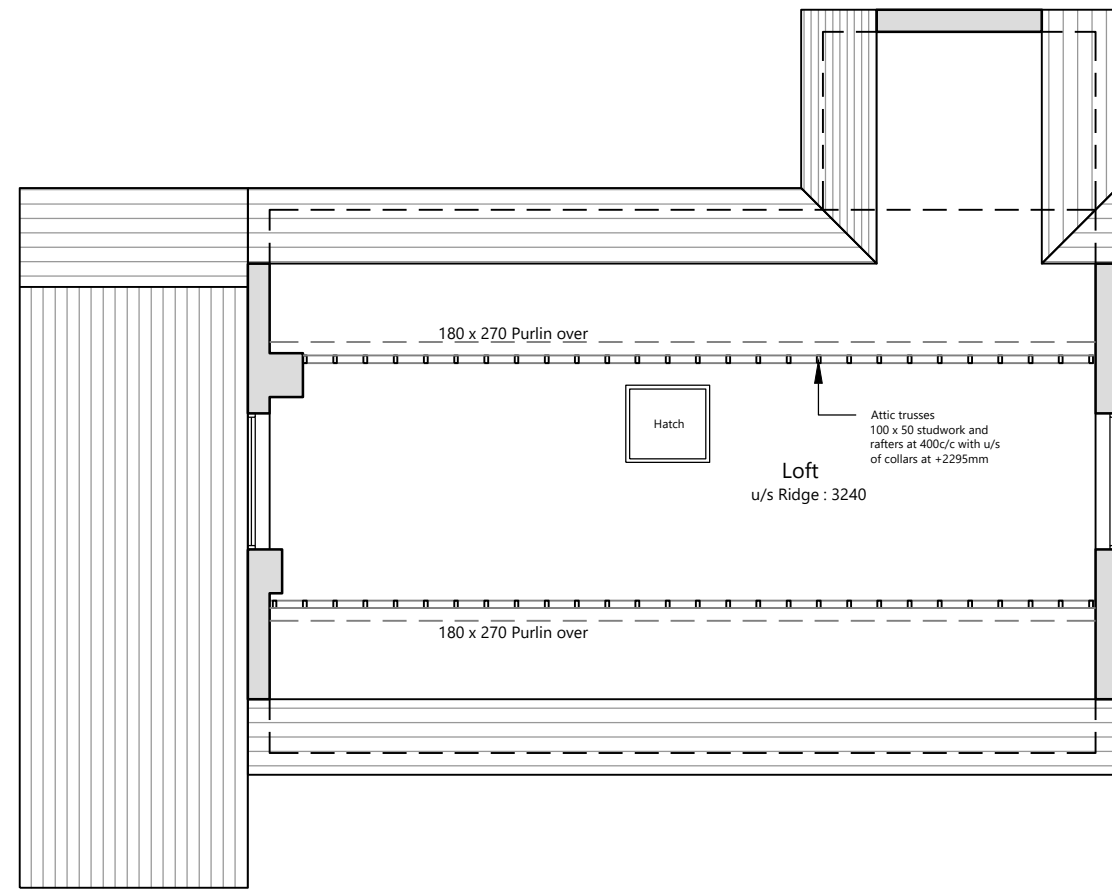
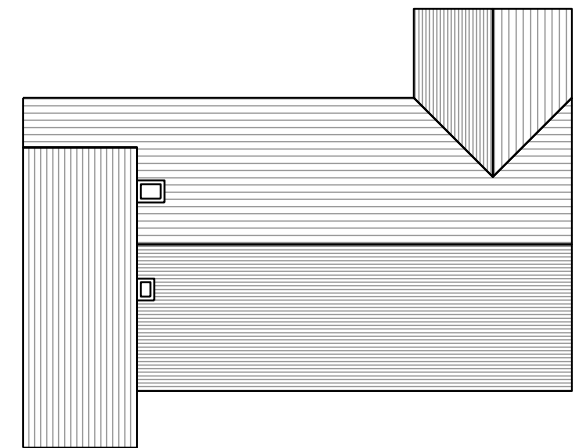


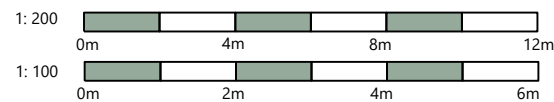
Existing Ground Floor Plan
Scale. 1:100



Existing First Floor Plan
Scale. 1:100



Existing Roof Plan
Scale. 1:200



/	First Issue	12.10.21
Revision	Details	Date

TE Architecture
Architecture & Design

The Studio @
Appletree Cottage
Sibford Gower
Oxfordshire
OX15 5RS

Project:
Littlebury, Sibford Gower

Drawing Title:
Existing Plans

Email: info@tearchitecture.co.uk Tel: 01295 236200 / 07500 465555

Drawing Scale:
1:100

Paper Size:
A3

Job No: **21_054_003** Drawing No: / Revision: /