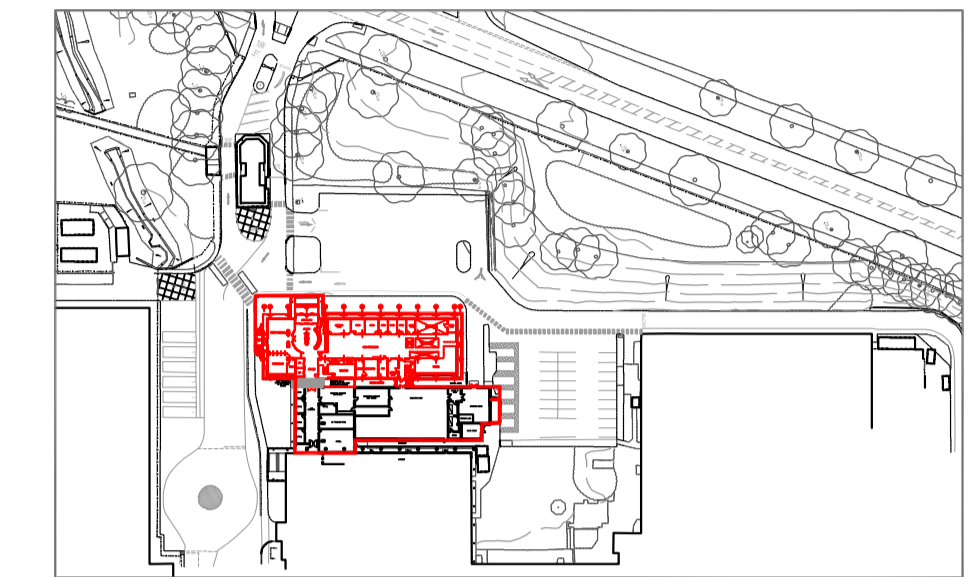


### General Notes

The drawing is copyright of Darling Associates. This drawing shall not be scaled. All dimensions are in mm unless otherwise stated. All dimensions shall be checked on site prior to commencing the works and any discrepancies to be reported to Darling Associates. All works shall conform to the current edition of the building regulations and other statutory requirements. All materials and workmanship shall conform with the relevant British Standard specifications and codes of practice. If this drawing forms part of an application for planning permission, it shall not be used for any other purpose without the express permission of Darling Associates. This drawing may incorporate information from other professionals. Darling Associates cannot accept responsibility for the integrity and accuracy of such information. Any clarification and/or additions that are required appertaining to such information should be sought from the relevant profession or their appointment representative.




Drawings, specifications and schedules are to be read in conjunction with the following where applicable: Employer's Requirements documents, Agreements to Lease, Structural Engineer's drawings and specifications, Civil Engineer's drawings and specifications, Survey Drawings, Party Wall Boundary Awards, Other specialist design consultant's requirements as appointed by the Main Contractor, Other specialist design sub-contractor's requirements as appointed by the Main Contractor.

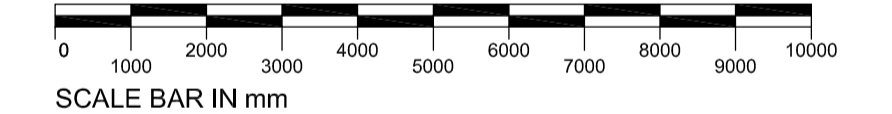
### Key Plan



### Notes

#### KEY:

-  Denoted elements to be removed
-  Roof structure to be locally retained
-  Temporary wall / screen infill until new elevation is installed



PL2	Issued for Planning	11.08.2021	SL	GW
PL1	Issued for Planning	11.10.2019	NA	GW
REV	NOTES	DATE	BY	AUTH

## DARLING ASSOCIATES ARCHITECTS

1 Greencoat Row London SW1P 1DH UK  
 mail@darlingassociates.net  
 www.darlingassociates.net  
 +44 20 7630 0500

### DRAWING STATUS

#### Planning

TITLE  
**Demolition Plan Ground Floor MOB & CS**

PROJECT  
 Ruscote Avenue, Banbury

SCALE AT A1: 1:100  
 SCALE AT A3: 1:200

JOB NO. 16061  
 DRAWING (02)-MOB-P-0G0  
 REV PL2

© Darling Associates Ltd.

