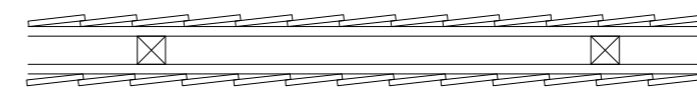
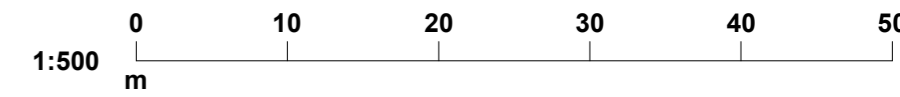
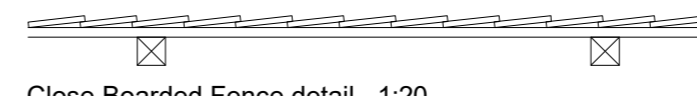


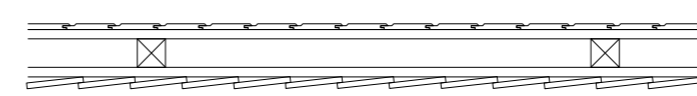
NOTES:



Close Boarded Fence detail - 1:20
Planed board finish to both sides



Close Boarded Fence detail - 1:20
Planed board finish to single side



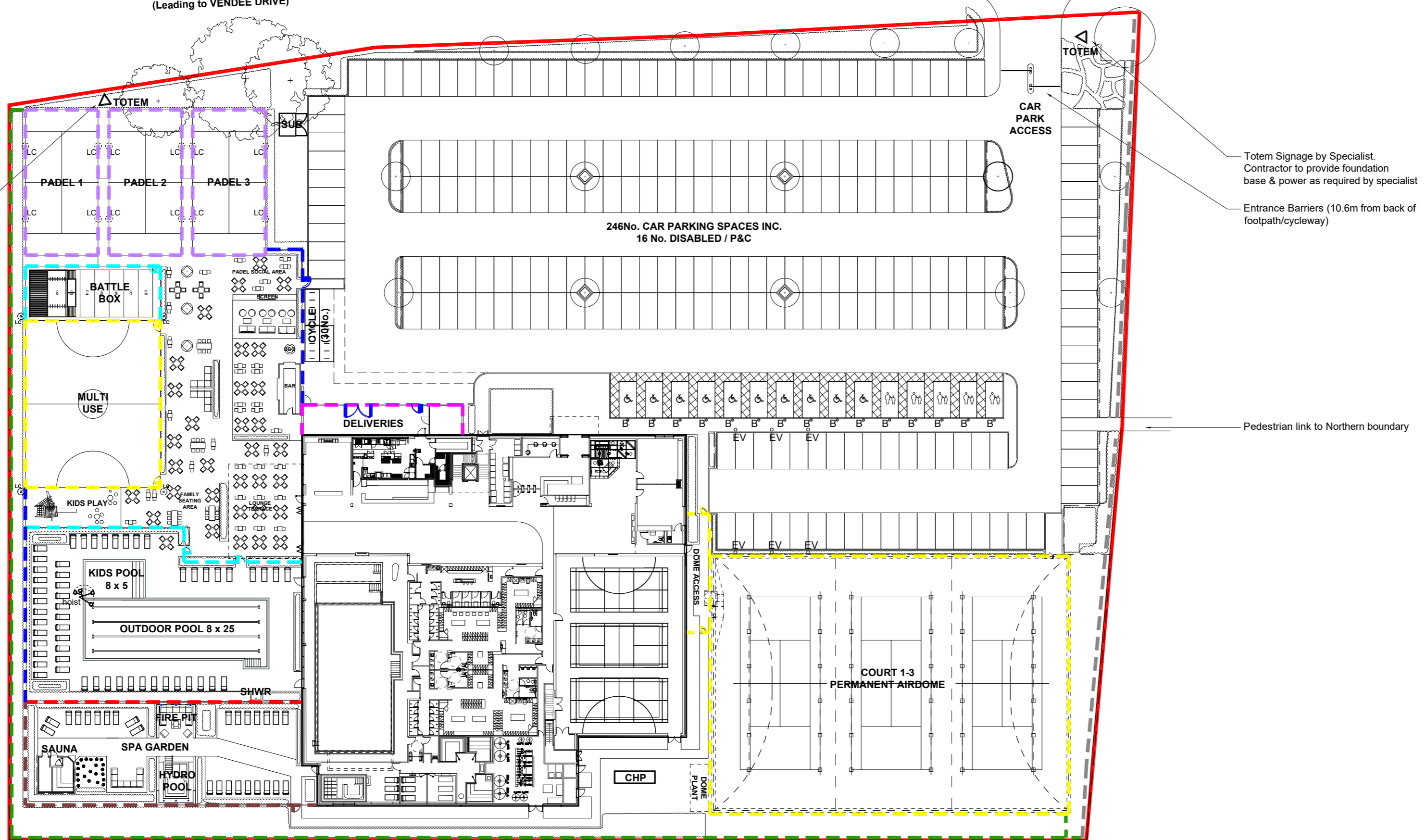
Close Boarded Fence with Norclad on spa side detail - 1:20
Planed board finish to single side

- Site Boundary
- Court Fencing
3m High, Super twin bar 8mm dia galvanised steel, plastic coated
- Close Boarded Fence
2.4m High, Norclad timber finish to Spa garden side
- - - Close Boarded Fence
2.4m High, planed board finish to pool side, Norclad timber finish to Spa garden side
- Close Boarded Fence
1.1m High, Planed board finish to both sides
- Close Boarded Fence
2.4m High, Planed board finish to single side
- Court Fencing
3 - 4 m High, Glass & super twin bar 8mm dia galvanised steel, plastic coated
- Chain Link Fence
1.8m High, PVC coated green finish
- Masonry Wall
Staffordshire Blue Brindle as building
- Existing Timber Fence

WENDELBURY ROAD
(Leading to VENDEE DRIVE)

TOTEM
Contractor to provide foundation base & power as required by specialist

WENDELBURY ROAD
(Leading to Garden Centre)



REVISION: P0 By: AJ CHECKED: CM DATE: 03/09/2021
Initial issue

PLANNING

PLOT DATE:



CLIENT:

CATALYST BICESTER

PROJECT:

PROPOSED BOUNDARY TREATMENT

DRAWING: DRAWN BY: AJ SCALE: 1:500 @ A2 DATE: SEPT 2019

Hadfield Cawkwell Davidson

Broomgrove Lodge, 13 Broomgrove Rd, Sheffield, S10 2LZ T 0114 266 8181 www.hcd.co.uk

Architecture | Engineering | Interior Design | Masterplanning | Urban Design

JOB NO: 2018-260 | DRAWING NO: A-PL-97-210 | REV: P0