

10629

BAYNARDS GREEN

Site No: 10629001

Location B4100 Baynards Green (west of svcs)

Tue 13-Jul-21 to Mon 19-Jul-21

Channel: Southeastbound

TIME PERIOD	TOTAL VEHICLES	MOTOR-CYCLES	CARS OR CAR-BASED LGV	LIGHT GOODS VEHICLES	BUSES	TWO AXLE, SIX TYRE, RIGID/BUSES		THREE AXLE RIGID		FOUR OR MORE AXLE RIGID		FOUR OR LESS AXLE ARTIC		FIVE OR MORE AXLE MULTI-TRAILER ARTIC		SEVEN OR MORE AXLE ARTIC	
						RIGID	BUSES	RIGID	AXLE	RIGID	AXLE	ARTIC	AXLE	ARTIC	ARTIC	AXLE	ARTIC
Tue 13-Jul-21																	
00:00	6	0	6	0	0	0	0	0	0	0	0	0	0	0	0	0	0
01:00	6	0	3	3	0	0	0	0	0	0	0	0	0	0	0	0	0
02:00	3	0	2	1	0	0	0	0	0	0	0	0	0	0	0	0	0
03:00	10	0	7	3	0	0	0	0	0	0	0	0	0	0	0	0	0
04:00	24	0	20	3	0	0	0	0	0	0	0	0	0	0	0	0	0
05:00	85	1	49	27	1	3	1	0	0	0	0	0	0	0	0	0	0
06:00	185	0	147	33	0	0	0	0	0	0	0	0	0	0	0	0	0
07:00	355	11	300	34	2	4	2	0	0	0	0	0	0	0	0	0	0
08:00	338	1	288	38	0	5	1	1	0	0	0	0	0	0	0	0	0
09:00	265	0	214	40	4	1	0	0	0	0	0	0	0	0	0	0	0
10:00	211	0	162	37	0	2	4	0	0	0	0	0	0	0	0	0	0
11:00	219	0	167	45	1	1	1	0	0	0	0	0	0	0	0	0	0
12:00	214	0	175	27	0	3	4	0	0	0	0	0	0	0	0	0	0
13:00	203	2	166	22	2	4	3	0	0	0	0	0	0	0	0	0	0
14:00	228	6	177	34	1	2	3	0	0	0	0	0	0	0	0	0	0
15:00	251	0	195	41	2	6	1	0	0	0	0	0	0	0	0	0	0
16:00	297	7	237	44	4	1	2	1	0	0	0	0	0	0	0	0	0
17:00	248	3	208	29	1	2	0	0	0	0	0	0	0	0	0	0	0
18:00	180	1	158	13	0	0	4	0	0	0	0	0	0	0	0	0	0
19:00	119	0	107	9	0	0	0	0	0	0	0	0	0	0	0	0	0
20:00	89	2	74	12	0	1	0	0	0	0	0	0	0	0	0	0	0
21:00	77	2	62	10	1	2	0	0	0	0	0	0	0	0	0	0	0
22:00	39	0	33	5	0	1	0	0	0	0	0	0	0	0	0	0	0
23:00	13	1	8	3	0	1	0	0	0	0	0	0	0	0	0	0	0
12H,7-19	3009	31	2447	404	17	31	25	3	30	1	15	5	0	0	0	0	0
16H,6-22	3479	35	2837	468	18	34	25	3	35	1	16	7	0	0	0	0	0
18H,6-24	3531	36	2878	476	18	36	25	3	35	1	16	7	0	0	0	0	0
24H,0-24	3665	37	2965	513	19	39	26	3	35	1	18	9	0	0	0	0	0
Wed 14-Jul-21																	
00:00	6	0	5	1	0	0	0	0	0	0	0	0	0	0	0	0	0
01:00	2	0	2	0	0	0	0	0	0	0	0	0	0	0	0	0	0
02:00	4	0	3	1	0	0	0	0	0	0	0	0	0	0	0	0	0

Data produced by Auto Surveys Ltd

10629

BAYNARDS GREEN

Site No: 10629001

Location B4100 Baynards Green (west of svcs)

Tue 13-Jul-21 to Mon 19-Jul-21

Channel: Southeastbound

TIME PERIOD	TOTAL VEHICLES			CARS OR CAR-BASED LGV		LIGHT GOODS VEHICLES		BUSES		TWO AXLE, SIX TYRE, RIGID/BUSES		THREE AXLE RIGID		FOUR OR MORE AXLE RIGID		FOUR OR MORE AXLE ARTIC		FIVE OR MORE AXLE TRAILER ARTIC		SIX OR MORE AXLE TRAILER ARTIC		SEVEN OR MORE AXLE ARTIC	
	VEHICLES	MOTOR-CYCLES		BASED LGV		GOODS VEHICLES	BUSES	RIGID/BUSES	RIGID	RIGID	RIGID	RIGID	AXLE	AXLE	AXLE	AXLE	AXLE	AXLE	AXLE	AXLE	AXLE	AXLE	AXLE
03:00	7	0		6		1	0	0	0	0	0	0	0	0	0	0	0	0	0	0	0	0	
04:00	24	0		19		4	0	0	0	0	0	0	0	0	0	0	0	0	0	0	0	0	
05:00	82	1		62		15	0	1	1	0	0	0	0	0	0	0	0	0	0	0	0	0	
06:00	188	0		148		32	0	1	0	0	0	0	0	0	0	0	0	0	0	0	0	0	
07:00	387	4		308		63	6	2	1	0	0	0	0	0	0	0	0	0	0	0	0	0	
08:00	351	1		286		53	0	2	4	0	0	0	0	0	0	0	0	0	0	0	0	0	
09:00	243	0		194		35	4	3	1	1	1	1	1	1	1	1	1	1	1	1	1	1	
10:00	237	2		192		37	0	3	0	0	0	0	0	0	0	0	0	0	0	0	0	0	
11:00	200	2		155		37	0	2	2	0	0	0	0	0	0	0	0	0	0	0	0	0	
12:00	168	1		137		26	1	1	0	0	0	0	0	0	0	0	0	0	0	0	0	0	
13:00	205	3		164		31	0	2	3	1	1	0	0	0	0	0	0	0	0	0	0	0	
14:00	210	4		170		29	2	0	1	1	1	2	0	0	0	0	0	0	0	0	0	0	
15:00	242	0		199		32	1	3	1	0	0	4	0	0	0	0	0	0	0	0	0	0	
16:00	260	4		208		38	5	0	3	0	0	1	0	0	0	0	0	0	0	0	0	0	
17:00	248	4		224		14	1	1	2	1	1	0	0	0	0	0	0	0	0	0	0	0	
18:00	189	2		164		18	0	0	1	0	0	1	1	1	1	1	1	1	1	1	1	1	
19:00	135	0		113		20	0	0	1	0	0	1	0	0	0	0	0	0	0	0	0	0	
20:00	143	3		127		12	0	0	0	0	0	1	0	0	0	0	0	0	0	0	0	0	
21:00	73	0		68		3	0	1	1	0	0	0	0	0	0	0	0	0	0	0	0	0	
22:00	44	2		39		3	0	0	0	0	0	0	0	0	0	0	0	0	0	0	0	0	
23:00	24	4		19		1	0	0	0	0	0	0	0	0	0	0	0	0	0	0	0	0	
12H,7-19	2940	27		2401		413	20	19	19	4	4	24	1	6	5	1	0	0	0	0	0	0	
16H,6-22	3479	30		2857		480	20	21	21	4	4	29	1	8	7	1	0	0	0	0	0	0	
18H,6-24	3547	36		2915		484	20	21	21	4	4	29	1	8	7	1	0	0	0	0	0	0	
24H,0-24	3672	37		3012		506	20	22	22	4	4	29	1	10	8	1	0	0	0	0	0	0	
Thu 15-Jul-21																							
00:00	21	0		19		1	0	1	0	0	0	0	0	0	0	0	0	0	0	0	0	0	
01:00	10	0		7		3	0	0	0	0	0	0	0	0	0	0	0	0	0	0	0	0	
02:00	4	0		2		2	0	0	0	0	0	0	0	0	0	0	0	0	0	0	0	0	
03:00	5	1		3		1	0	0	0	0	0	0	0	0	0	0	0	0	0	0	0	0	
04:00	25	1		19		3	0	0	0	0	0	0	0	0	0	0	0	0	0	0	0	0	
05:00	76	2		54		16	1	2	1	0	0	0	0	0	0	0	0	0	0	0	0	0	
06:00	175	2		139		26	0	4	1	0	0	1	0	0	0	0	0	0	0	0	0	0	

Data produced by Auto Surveys Ltd

10629

BAYNARDS GREEN

Site No: 10629001

Location B4100 Baynards Green (west of svcs)

Tue 13-Jul-21 to Mon 19-Jul-21

Channel: Southeastbound

TIME PERIOD	TOTAL VEHICLES	MOTOR-CYCLES	CARS OR		LIGHT GOODS VEHICLES	BUSES	TWO AXLE, SIX TYRE, RIGID/BUSES		THREE AXLE RIGID		FOUR OR MORE AXLE RIGID		FOUR OR LESS AXLE ARTIC		FIVE OR MORE AXLE TRAILER ARTIC		SEVEN OR MORE AXLE ARTIC	
			CAR-BASED LGV	BASED			RIGID	BUSES	RIGID	AXLE	RIGID	AXLE	RIGID	AXLE	ARTIC	AXLE	TRAILER	ARTIC
07:00	369	5	299		59	2	3	0	0	0	0	1	0	0	0	0	0	0
08:00	352	2	281		54	1	3	4	3	4	3	4	0	0	0	0	0	0
09:00	262	4	200		47	0	1	4	4	0	0	2	0	1	3	0	0	0
10:00	186	1	153		21	1	3	5	0	1	0	1	0	0	1	0	0	0
11:00	215	1	168		39	1	1	3	3	2	0	0	0	0	0	0	0	0
12:00	203	1	162		37	0	0	0	0	1	0	1	0	1	1	0	0	0
13:00	206	4	161		33	2	1	2	2	0	0	2	0	1	0	0	0	0
14:00	270	4	206		55	0	3	2	2	0	0	0	0	0	0	0	0	0
15:00	274	3	220		40	3	3	2	2	1	2	2	0	0	0	0	0	0
16:00	287	4	225		43	5	1	5	1	2	1	2	0	0	0	0	0	0
17:00	253	3	218		24	1	0	2	0	4	0	4	0	0	1	0	0	0
18:00	208	3	179		24	1	0	0	1	0	0	0	0	0	0	0	0	0
19:00	122	1	102		16	0	0	0	0	3	0	3	0	0	0	0	0	0
20:00	97	1	85		10	0	0	0	0	1	0	1	0	0	0	0	0	0
21:00	76	2	69		4	0	0	0	0	0	0	0	0	1	0	0	0	0
22:00	51	1	43		7	0	0	0	0	0	0	0	0	0	0	0	0	0
23:00	22	1	18		3	0	0	0	0	0	0	0	0	0	0	0	0	0
12H,7-19	3085	35	2472		476	17	19	29	8	19	1	3	6	3	6	0	0	0
16H,6-22	3555	41	2867		532	17	23	30	8	24	1	4	8	4	8	0	0	0
18H,6-24	3628	43	2928		542	17	23	30	8	24	1	4	8	4	8	0	0	0
24H,0-24	3769	47	3032		568	18	26	31	8	24	1	6	8	6	8	0	0	0
Fri 16-Jul-21																		
00:00	8	0	7		1	0	0	0	0	0	0	0	0	0	0	0	0	0
01:00	13	0	12		1	0	0	0	0	0	0	0	0	0	0	0	0	0
02:00	4	0	4		0	0	0	0	0	0	0	0	0	0	0	0	0	0
03:00	7	0	5		1	0	0	0	0	0	0	0	0	0	1	0	0	0
04:00	20	1	15		3	0	0	0	0	0	0	0	0	0	1	0	0	0
05:00	91	0	70		14	0	2	1	0	1	0	1	0	0	3	0	0	0
06:00	157	2	122		26	0	2	2	0	2	0	2	0	0	1	0	0	0
07:00	330	6	269		39	4	3	2	0	4	0	4	0	1	2	0	0	0
08:00	319	9	271		25	1	5	6	0	1	0	1	0	0	1	0	0	0
09:00	223	2	180		29	3	2	3	0	3	0	3	0	0	1	0	0	0
10:00	231	3	191		29	2	2	0	0	3	0	3	0	1	0	0	0	0

Data produced by Auto Surveys Ltd

10629

BAYNARDS GREEN

Site No: 10629001

Location B4100 Baynards Green (west of svcs)

Tue 13-Jul-21 to Mon 19-Jul-21

Channel: Southeastbound

TIME PERIOD	TOTAL VEHICLES	MOTOR-CYCLES	CARS OR		LIGHT GOODS VEHICLES	BUSES	TWO AXLE, SIX TYRE, RIGID/BUSES		THREE AXLE RIGID	FOUR OR MORE AXLE RIGID		FOUR OR LESS AXLE ARTIC		FIVE OR MORE AXLE TRAILER ARTIC		SEVEN OR MORE AXLE ARTIC
			CAR-BASED LGV	MOTOR-CYCLES			RIGID	BUSES		RIGID	AXLE	ARTIC	AXLE	ARTIC	AXLE	
11:00	237	4	204	22	22	1	1	2	0	0	1	0	0	2	0	0
12:00	221	6	165	38	38	1	6	1	1	1	1	0	1	1	0	0
13:00	242	6	186	39	39	0	1	3	1	1	1	0	2	3	0	0
14:00	242	2	202	31	31	2	0	4	1	1	0	0	0	0	0	0
15:00	248	0	205	33	33	3	2	2	2	2	1	0	0	0	0	0
16:00	274	4	229	36	36	3	0	2	0	0	0	0	0	0	0	0
17:00	266	7	225	28	28	0	0	2	1	2	0	0	1	0	0	0
18:00	202	1	183	17	17	1	0	0	0	0	0	0	0	0	0	0
19:00	155	1	141	11	11	0	1	0	0	0	1	0	0	0	0	0
20:00	111	2	100	9	9	0	0	0	0	0	0	0	0	0	0	0
21:00	79	0	72	6	6	0	1	0	0	0	0	0	0	0	0	0
22:00	44	0	40	4	4	0	0	0	0	0	0	0	0	0	0	0
23:00	28	1	25	2	2	0	0	0	0	0	0	0	0	0	0	0
12H,7-19	3035	50	2510	366	366	21	22	27	6	17	0	5	11	0	0	0
16H,6-22	3537	55	2945	418	418	21	26	29	6	20	0	5	12	0	0	0
18H,6-24	3609	56	3010	424	424	21	26	29	6	20	0	5	12	0	0	0
24H,0-24	3752	57	3123	444	444	21	28	30	6	21	0	5	17	0	0	0
Sat 17-Jul-21																
00:00	15	1	13	1	1	0	0	0	0	0	0	0	0	0	0	0
01:00	6	0	5	1	1	0	0	0	0	0	0	0	0	0	0	0
02:00	6	0	5	1	1	0	0	0	0	0	0	0	0	0	0	0
03:00	6	0	3	3	3	0	0	0	0	0	0	0	0	0	0	0
04:00	12	0	11	1	1	0	0	0	0	0	0	0	0	0	0	0
05:00	39	1	34	4	4	0	0	0	0	0	0	0	0	0	0	0
06:00	80	0	66	12	12	0	0	0	0	0	0	0	1	0	0	0
07:00	139	2	111	22	22	0	1	0	0	0	3	0	0	0	0	0
08:00	196	4	160	25	25	0	4	1	0	0	2	0	0	0	0	0
09:00	235	4	197	30	30	0	1	0	0	0	3	0	0	0	0	0
10:00	257	4	227	23	23	0	0	1	0	0	0	0	1	0	1	0
11:00	251	6	219	22	22	0	0	1	0	0	2	0	0	1	0	0
12:00	241	8	208	24	24	0	1	0	0	0	0	0	0	0	0	0
13:00	208	7	178	21	21	0	1	1	0	0	0	0	0	0	0	0
14:00	184	4	162	15	15	0	0	0	0	0	3	0	0	0	0	0

10629

BAYNARDS GREEN

Site No: 10629001

Location B4100 Baynards Green (west of svcs)

Tue 13-Jul-21 to Mon 19-Jul-21

Channel: Southeastbound

TIME PERIOD	TOTAL VEHICLES	MOTOR-CYCLES	CARS OR		LIGHT GOODS VEHICLES	BUSES	TWO AXLE, SIX TYRE, RIGID/BUSES		THREE AXLE RIGID		FOUR OR MORE AXLE RIGID		FOUR OR LESS AXLE ARTIC		FIVE OR MORE AXLE TRAILER ARTIC		SIX OR MORE AXLE TRAILER ARTIC		SEVEN OR MORE AXLE ARTIC	
			LGV	CAR-BASED			RIGID	BUSES	RIGID	AXLE	RIGID	AXLE	ARTIC	AXLE	ARTIC	AXLE	ARTIC	AXLE	ARTIC	AXLE
15:00	186	7	165		14	0	0	0	0	0	0	0	0	0	0	0	0	0	0	0
16:00	200	5	175		17	0	0	0	1	0	0	0	0	0	2	0	0	0	0	0
17:00	161	3	143		14	1	0	0	0	0	0	0	0	0	0	0	0	0	0	0
18:00	131	2	115		13	0	0	0	0	0	0	1	0	0	0	0	0	0	0	0
19:00	137	3	123		11	0	0	0	0	0	0	0	0	0	0	0	0	0	0	0
20:00	97	4	87		6	0	0	0	0	0	0	0	0	0	0	0	0	0	0	0
21:00	79	5	70		3	0	0	0	0	0	0	1	0	0	0	0	0	0	0	0
22:00	44	0	41		3	0	0	0	0	0	0	0	0	0	0	0	0	0	0	0
23:00	33	0	30		3	0	0	0	0	0	0	0	0	0	0	0	0	0	0	0
12H,7-19	2389	56	2060		240	1	8	5	0	0	14	0	3	1	0	1	0	0	0	0
16H,6-22	2782	68	2406		272	1	8	5	0	0	15	0	4	2	1	0	0	0	0	0
18H,6-24	2859	68	2477		278	1	8	5	0	0	15	0	4	2	1	0	0	0	0	0
24H,0-24	2943	70	2548		289	1	8	5	0	0	15	0	4	2	1	0	0	0	0	0
Sun 18-Jul-21																				
00:00	26	0	26		0	0	0	0	0	0	0	0	0	0	0	0	0	0	0	0
01:00	6	0	5		1	0	0	0	0	0	0	0	0	0	0	0	0	0	0	0
02:00	5	0	4		1	0	0	0	0	0	0	0	0	0	0	0	0	0	0	0
03:00	13	0	8		5	0	0	0	0	0	0	0	0	0	0	0	0	0	0	0
04:00	8	0	8		0	0	0	0	0	0	0	0	0	0	0	0	0	0	0	0
05:00	34	1	33		0	0	0	0	0	0	0	0	0	0	0	0	0	0	0	0
06:00	54	2	42		8	0	1	0	0	1	0	0	0	0	0	0	0	0	0	0
07:00	85	2	74		7	0	1	0	0	1	0	0	0	0	0	0	0	0	0	0
08:00	124	4	109		11	0	0	0	0	0	0	0	0	0	0	0	0	0	0	0
09:00	187	4	173		8	0	0	2	0	0	0	0	0	0	0	0	0	0	0	0
10:00	204	6	182		15	0	1	0	0	0	0	0	0	0	0	0	0	0	0	0
11:00	206	8	182		14	0	0	1	0	0	1	0	0	0	0	0	0	0	0	0
12:00	209	4	191		11	0	0	0	0	0	2	0	1	0	0	0	0	0	0	0
13:00	164	2	152		10	0	0	0	0	0	0	0	0	0	0	0	0	0	0	0
14:00	169	4	155		7	1	2	0	0	0	0	0	0	0	0	0	0	0	0	0
15:00	165	6	150		7	0	0	0	0	1	0	0	0	0	0	0	0	0	0	0
16:00	147	9	126		12	0	0	0	0	0	0	0	0	0	0	0	0	0	0	0
17:00	162	3	146		10	0	1	1	0	0	0	0	1	0	0	0	0	0	0	0
18:00	134	1	118		14	0	0	1	0	0	0	0	0	0	0	0	0	0	0	0

Data produced by Auto Surveys Ltd

10629

BAYNARDS GREEN

Site No: 10629001

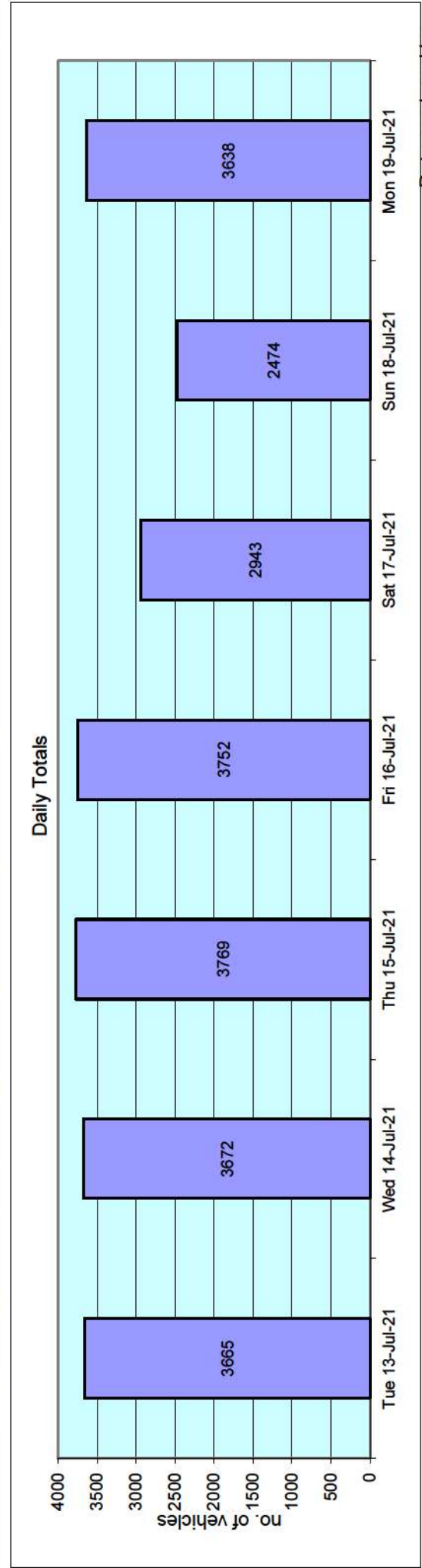
Location B4100 Baynards Green (west of svcs)

Tue 13-Jul-21 to Mon 19-Jul-21

Channel: Southeastbound

TIME PERIOD	TOTAL VEHICLES		MOTOR-CYCLES	CARS OR CAR-BASED LGV		LIGHT GOODS VEHICLES	BUSES	TWO AXLE, SIX TYRE, RIGID/BUSES		THREE AXLE RIGID	FOUR OR MORE AXLE RIGID		FOUR OR LESS AXLE ARTIC		FIVE OR MORE AXLE MULTI-TRAILER ARTIC		SIX OR MORE AXLE MULTI-TRAILER ARTIC		SEVEN OR MORE AXLE ARTIC		
	VEHICLES	CYCLES		VEHICLES	GOODS			RIGID	BUSES		RIGID	AXLE	RIGID	AXLE	ARTIC	AXLE	ARTIC	AXLE	ARTIC	AXLE	ARTIC
19:00	142	1	130	11	0	0	0	0	0	0	0	0	0	0	0	0	0	0	0	0	
20:00	107	2	95	9	0	0	0	0	0	0	0	0	0	0	0	0	0	0	0	0	
21:00	73	2	65	5	0	0	0	0	1	0	0	0	0	0	0	0	0	0	0	0	
22:00	35	0	30	4	0	0	0	0	0	0	0	0	0	0	1	0	0	0	0	0	
23:00	15	0	13	2	0	0	0	0	0	0	0	0	0	0	0	0	0	0	0	0	
12H,7-19	1956	53	1758	126	1	5	1	5	5	1	4	2	1	0	0	0	0	0	0	0	
16H,6-22	2332	60	2090	159	1	6	1	6	6	1	5	2	1	1	0	0	0	0	0	0	
18H,6-24	2382	60	2133	165	1	6	1	6	6	1	5	2	2	1	0	0	0	0	0	0	
24H,0-24	2474	61	2217	172	1	6	1	6	6	1	5	2	2	1	0	0	0	0	0	0	
Mon 19-Jul-21																					
00:00	7	1	5	0	0	0	0	0	0	0	0	0	0	0	0	0	0	0	0	0	
01:00	6	0	2	3	0	0	0	0	0	0	0	0	0	0	0	0	0	0	0	0	
02:00	6	0	5	1	0	0	0	0	0	0	0	0	0	0	0	0	0	0	0	0	
03:00	10	0	7	2	0	0	0	0	0	0	0	0	0	0	0	0	0	0	0	0	
04:00	28	1	19	5	0	0	0	0	0	0	0	0	0	0	0	0	0	0	0	0	
05:00	81	5	55	15	0	0	0	0	2	0	0	0	0	0	0	0	0	0	0	0	
06:00	168	3	125	28	2	0	0	0	0	0	5	0	2	3	0	0	0	0	0	0	
07:00	359	6	291	48	2	4	2	4	1	0	3	0	3	1	0	0	0	0	0	0	
08:00	297	3	243	39	2	1	2	1	3	0	4	0	1	1	0	0	0	0	0	0	
09:00	223	2	173	32	3	4	3	4	1	0	5	0	2	1	0	0	0	0	0	0	
10:00	259	2	206	39	0	3	0	3	3	0	4	0	1	1	0	0	0	0	0	0	
11:00	238	3	195	29	0	2	0	2	3	0	5	0	1	0	0	0	0	0	0	0	
12:00	216	3	162	41	3	2	2	2	2	0	2	0	1	0	0	0	0	0	0	0	
13:00	216	5	172	32	0	1	0	1	1	0	4	0	0	0	0	0	0	0	0	0	
14:00	246	3	190	42	1	1	1	1	2	0	4	0	0	0	0	0	0	0	0	0	
15:00	263	0	210	43	3	1	1	1	1	0	1	0	0	0	3	1	0	0	0	0	
16:00	270	3	199	55	6	2	0	2	0	0	3	0	2	0	0	0	0	0	0	0	
17:00	226	0	185	36	0	0	0	0	1	1	3	0	0	0	0	0	0	0	0	0	
18:00	167	2	139	21	0	1	0	1	0	2	0	0	0	0	2	0	0	0	0	0	
19:00	123	3	102	15	0	1	0	1	0	0	2	0	0	0	0	0	0	0	0	0	
20:00	103	3	90	8	0	0	0	0	0	0	1	0	0	1	0	0	0	0	0	0	
21:00	71	1	61	6	0	0	0	0	0	0	1	0	0	0	0	0	0	0	0	0	
22:00	38	1	32	4	0	0	0	0	0	0	0	0	0	0	0	0	0	0	0	0	

TIME PERIOD	CARS OR CAR-BASED LGV			LIGHT GOODS VEHICLES		BUSES		TWO AXLE, SIX TYRE, RIGID/BUSES		THREE AXLE RIGID		FOUR OR MORE AXLE RIGID		FOUR OR LESS AXLE ARTIC		FIVE OR MORE AXLE TRAILER ARTIC		SIX OR MORE AXLE MULTI-TRAILER ARTIC		SEVEN OR MORE AXLE ARTIC	
	TOTAL VEHICLES	MOTOR-CYCLES	BASED LGV	VEHICLES	GOODS	BUSES	RIGID/BUSES	RIGID	RIGID	RIGID	RIGID	AXLE	ARTIC	AXLE	ARTIC	AXLE	ARTIC	AXLE	ARTIC	AXLE	ARTIC
23:00	17	0	14	2		0	0	0	0	0	0	0	0	0	0	0	0	0	0	0	0
12H,7-19	2980	32	2365	457		20	22	18	3	38	0	14	11	0	14	0	0	0	0	0	0
16H,6-22	3445	42	2743	514		22	24	18	3	47	0	18	14	0	18	0	0	0	0	0	0
18H,6-24	3500	43	2789	520		22	24	18	3	47	0	19	15	0	19	0	0	0	0	0	0
24H,0-24	3638	50	2882	546		22	29	20	3	47	0	24	15	0	24	0	0	0	0	0	0
<b>Daily Totals</b>																					
Tue 13-Jul-21	3665	37	2965	513		19	39	26	3	35	1	18	9	0	18	0	0	0	0	0	0
Wed 14-Jul-21	3672	37	3012	506		20	22	22	4	29	1	10	8	1	10	0	0	0	0	0	0
Thu 15-Jul-21	3769	47	3032	568		18	26	31	8	24	1	6	8	0	6	0	0	0	0	0	0
Fri 16-Jul-21	3752	57	3123	444		21	28	30	6	21	0	5	17	0	5	0	0	0	0	0	0
Sat 17-Jul-21	2943	70	2548	289		1	8	5	0	15	0	4	2	1	4	0	0	0	0	0	0
Sun 18-Jul-21	2474	61	2217	172		1	6	6	1	5	2	2	1	0	2	0	0	0	0	0	0
Mon 19-Jul-21	3638	50	2882	546		22	29	20	3	47	0	24	15	0	24	0	0	0	0	0	0
<b>Total Vehicles</b>																					
[--]	23913	359	19779	3038		102	158	140	25	176	5	69	60	2	60	2	0	0	0	0	0



10629

BAYNARDS GREEN

Site No: 10629001

Location

B4100 Baynards Green (west of svcs)

Tue 13-Jul-21 to Mon 19-Jul-21

Channel: Southeastbound

TIME PERIOD	TOTAL VEHICLES	MOTOR-CYCLES	MOTOR-CYCLES%	CARS	CARS%	LGV	LGV %	HGV	HGV %	BUS	BUS %
Tue 13-Jul-21											
00:00	6	0	0.0	6	100.0	0	0.0	0	0.0	0	0.0
01:00	6	0	0.0	3	50.0	3	50.0	0	0.0	0	0.0
02:00	3	0	0.0	2	66.7	1	33.3	0	0.0	0	0.0
03:00	10	0	0.0	7	70.0	3	30.0	0	0.0	0	0.0
04:00	24	0	0.0	20	83.3	3	12.5	1	4.2	0	0.0
05:00	85	1	1.2	49	57.7	27	31.8	7	8.2	1	1.2
06:00	185	0	0.0	147	79.5	33	17.8	5	2.7	0	0.0
07:00	355	11	3.1	300	84.5	34	9.6	8	2.3	2	0.6
08:00	338	1	0.3	288	85.2	38	11.2	11	3.3	0	0.0
09:00	265	0	0.0	214	80.8	40	15.1	7	2.6	4	1.5
10:00	211	0	0.0	162	76.8	37	17.5	12	5.7	0	0.0
11:00	219	0	0.0	167	76.3	45	20.6	6	2.7	1	0.5
12:00	214	0	0.0	175	81.8	27	12.6	12	5.6	0	0.0
13:00	203	2	1.0	166	81.8	22	10.8	11	5.4	2	1.0
14:00	228	6	2.6	177	77.6	34	14.9	10	4.4	1	0.4
15:00	251	0	0.0	195	77.7	41	16.3	13	5.2	2	0.8
16:00	297	7	2.4	237	79.8	44	14.8	5	1.7	4	1.4
17:00	248	3	1.2	208	83.9	29	11.7	7	2.8	1	0.4
18:00	180	1	0.6	158	87.8	13	7.2	8	4.4	0	0.0
19:00	119	0	0.0	107	89.9	9	7.6	3	2.5	0	0.0
20:00	89	2	2.3	74	83.2	12	13.5	1	1.1	0	0.0
21:00	77	2	2.6	62	80.5	10	13.0	2	2.6	1	1.3
22:00	39	0	0.0	33	84.6	5	12.8	1	2.6	0	0.0
23:00	13	1	7.7	8	61.5	3	23.1	1	7.7	0	0.0
12H,7-19	3009	31	1.0	2447	81.3	404	13.4	110	3.7	17	0.6
16H,6-22	3479	35	1.0	2837	81.6	468	13.5	121	3.5	18	0.5
18H,6-24	3531	36	1.0	2878	81.5	476	13.5	123	3.5	18	0.5
24H,0-24	3665	37	1.0	2965	80.9	513	14.0	131	3.6	19	0.5
Wed 14-Jul-21											
00:00	6	0	0.0	5	83.3	1	16.7	0	0.0	0	0.0
01:00	2	0	0.0	2	100.0	0	0.0	0	0.0	0	0.0
02:00	4	0	0.0	3	75.0	1	25.0	0	0.0	0	0.0

Data produced by  
Auto Surveys Ltd



10629

BAYNARDS GREEN

Site No: 10629001

Location

B4100 Baynards Green (west of svcs)

Tue 13-Jul-21 to Mon 19-Jul-21

Channel: Southeastbound

TIME PERIOD	TOTAL VEHICLES	MOTOR-CYCLES	MOTOR-CYCLES%	CARS	CARS%	LGV	LGV %	HGV	HGV %	BUS	BUS %
03:00	7	0	0.0	6	85.7	1	14.3	0	0.0	0	0.0
04:00	24	0	0.0	19	79.2	4	16.7	1	4.2	0	0.0
05:00	82	1	1.2	62	75.6	15	18.3	4	4.9	0	0.0
06:00	188	0	0.0	148	78.7	32	17.0	8	4.3	0	0.0
07:00	387	4	1.0	308	79.6	63	16.3	6	1.6	6	1.6
08:00	351	1	0.3	286	81.5	53	15.1	11	3.1	0	0.0
09:00	243	0	0.0	194	79.8	35	14.4	10	4.1	4	1.7
10:00	237	2	0.8	192	81.0	37	15.6	6	2.5	0	0.0
11:00	200	2	1.0	155	77.5	37	18.5	6	3.0	0	0.0
12:00	168	1	0.6	137	81.6	26	15.5	3	1.8	1	0.6
13:00	205	3	1.5	164	80.0	31	15.1	7	3.4	0	0.0
14:00	210	4	1.9	170	81.0	29	13.8	5	2.4	2	1.0
15:00	242	0	0.0	199	82.2	32	13.2	10	4.1	1	0.4
16:00	260	4	1.5	208	80.0	38	14.6	5	1.9	5	1.9
17:00	248	4	1.6	224	90.3	14	5.7	5	2.0	1	0.4
18:00	189	2	1.1	164	86.8	18	9.5	5	2.7	0	0.0
19:00	135	0	0.0	113	83.7	20	14.8	2	1.5	0	0.0
20:00	143	3	2.1	127	88.8	12	8.4	1	0.7	0	0.0
21:00	73	0	0.0	68	93.2	3	4.1	2	2.7	0	0.0
22:00	44	2	4.6	39	88.6	3	6.8	0	0.0	0	0.0
23:00	24	4	16.7	19	79.2	1	4.2	0	0.0	0	0.0
12H,7-19	2940	27	0.9	2401	81.7	413	14.1	79	2.7	20	0.7
16H,6-22	3479	30	0.9	2857	82.1	480	13.8	92	2.6	20	0.6
18H,6-24	3547	36	1.0	2915	82.2	484	13.7	92	2.6	20	0.6
24H,0-24	3672	37	1.0	3012	82.0	506	13.8	97	2.6	20	0.5
Thu 15-Jul-21											
00:00	21	0	0.0	19	90.5	1	4.8	1	4.8	0	0.0
01:00	10	0	0.0	7	70.0	3	30.0	0	0.0	0	0.0
02:00	4	0	0.0	2	50.0	2	50.0	0	0.0	0	0.0
03:00	5	1	20.0	3	60.0	1	20.0	0	0.0	0	0.0
04:00	25	1	4.0	19	76.0	3	12.0	2	8.0	0	0.0
05:00	76	2	2.6	54	71.1	16	21.1	3	4.0	1	1.3
06:00	175	2	1.1	139	79.4	26	14.9	8	4.6	0	0.0

Data produced by  
Auto Surveys Ltd

10629

BAYNARDS GREEN

Site No: 10629001

Location

B4100 Baynards Green (west of svcs)

Tue 13-Jul-21 to Mon 19-Jul-21

Channel: Southeastbound

TIME PERIOD	TOTAL VEHICLES	MOTOR-CYCLES	MOTOR-CYCLES%	CARS	CARS%	LGV	LGV %	HGV	HGV %	BUS	BUS %
07:00	369	5	1.4	299	81.0	59	16.0	4	1.1	2	0.5
08:00	352	2	0.6	281	79.8	54	15.3	14	4.0	1	0.3
09:00	262	4	1.5	200	76.3	47	17.9	11	4.2	0	0.0
10:00	186	1	0.5	153	82.3	21	11.3	10	5.4	1	0.5
11:00	215	1	0.5	168	78.1	39	18.1	6	2.8	1	0.5
12:00	203	1	0.5	162	79.8	37	18.2	3	1.5	0	0.0
13:00	206	4	1.9	161	78.2	33	16.0	6	2.9	2	1.0
14:00	270	4	1.5	206	76.3	55	20.4	5	1.9	0	0.0
15:00	274	3	1.1	220	80.3	40	14.6	8	2.9	3	1.1
16:00	287	4	1.4	225	78.4	43	15.0	10	3.5	5	1.7
17:00	253	3	1.2	218	86.2	24	9.5	7	2.8	1	0.4
18:00	208	3	1.4	179	86.1	24	11.5	1	0.5	1	0.5
19:00	122	1	0.8	102	83.6	16	13.1	3	2.5	0	0.0
20:00	97	1	1.0	85	87.6	10	10.3	1	1.0	0	0.0
21:00	76	2	2.6	69	90.8	4	5.3	1	1.3	0	0.0
22:00	51	1	2.0	43	84.3	7	13.7	0	0.0	0	0.0
23:00	22	1	4.6	18	81.8	3	13.6	0	0.0	0	0.0
12H,7-19	3085	35	1.1	2472	80.1	476	15.4	85	2.8	17	0.6
16H,6-22	3555	41	1.2	2867	80.7	532	15.0	98	2.8	17	0.5
18H,6-24	3628	43	1.2	2928	80.7	542	14.9	98	2.7	17	0.5
24H,0-24	3769	47	1.3	3032	80.5	568	15.1	104	2.8	18	0.5
Fri 16-Jul-21											
00:00	8	0	0.0	7	87.5	1	12.5	0	0.0	0	0.0
01:00	13	0	0.0	12	92.3	1	7.7	0	0.0	0	0.0
02:00	4	0	0.0	4	100.0	0	0.0	0	0.0	0	0.0
03:00	7	0	0.0	5	71.4	1	14.3	1	14.3	0	0.0
04:00	20	1	5.0	15	75.0	3	15.0	1	5.0	0	0.0
05:00	91	0	0.0	70	76.9	14	15.4	7	7.7	0	0.0
06:00	157	2	1.3	122	77.7	26	16.6	7	4.5	0	0.0
07:00	330	6	1.8	269	81.5	39	11.8	12	3.6	4	1.2
08:00	319	9	2.8	271	85.0	25	7.8	13	4.1	1	0.3
09:00	223	2	0.9	180	80.7	29	13.0	9	4.0	3	1.4
10:00	231	3	1.3	191	82.7	29	12.6	6	2.6	2	0.9

Data produced by

Auto Surveys Ltd

10629

BAYNARDS GREEN

Site No: 10629001

Location

B4100 Baynards Green (west of svcs)

Tue 13-Jul-21 to Mon 19-Jul-21

Channel: Southeastbound

TIME PERIOD	TOTAL VEHICLES	MOTOR-CYCLES	MOTOR-CYCLES%	CARS	CARS%	LGV	LGV %	HGV	HGV %	BUS	BUS %
11:00	237	4	1.7	204	86.1	22	9.3	6	2.5	1	0.4
12:00	221	6	2.7	165	74.7	38	17.2	11	5.0	1	0.5
13:00	242	6	2.5	186	76.9	39	16.1	11	4.6	0	0.0
14:00	242	2	0.8	202	83.5	31	12.8	5	2.1	2	0.8
15:00	248	0	0.0	205	82.7	33	13.3	7	2.8	3	1.2
16:00	274	4	1.5	229	83.6	36	13.1	2	0.7	3	1.1
17:00	266	7	2.6	225	84.6	28	10.5	6	2.3	0	0.0
18:00	202	1	0.5	183	90.6	17	8.4	0	0.0	1	0.5
19:00	155	1	0.7	141	91.0	11	7.1	2	1.3	0	0.0
20:00	111	2	1.8	100	90.1	9	8.1	0	0.0	0	0.0
21:00	79	0	0.0	72	91.1	6	7.6	1	1.3	0	0.0
22:00	44	0	0.0	40	90.9	4	9.1	0	0.0	0	0.0
23:00	28	1	3.6	25	89.3	2	7.1	0	0.0	0	0.0
12H,7-19	3035	50	1.7	2510	82.7	366	12.1	88	2.9	21	0.7
16H,6-22	3537	55	1.6	2945	83.3	418	11.8	98	2.8	21	0.6
18H,6-24	3609	56	1.6	3010	83.4	424	11.8	98	2.7	21	0.6
24H,0-24	3752	57	1.5	3123	83.2	444	11.8	107	2.9	21	0.6
Sat 17-Jul-21											
00:00	15	1	6.7	13	86.7	1	6.7	0	0.0	0	0.0
01:00	6	0	0.0	5	83.3	1	16.7	0	0.0	0	0.0
02:00	6	0	0.0	5	83.3	1	16.7	0	0.0	0	0.0
03:00	6	0	0.0	3	50.0	3	50.0	0	0.0	0	0.0
04:00	12	0	0.0	11	91.7	1	8.3	0	0.0	0	0.0
05:00	39	1	2.6	34	87.2	4	10.3	0	0.0	0	0.0
06:00	80	0	0.0	66	82.5	12	15.0	2	2.5	0	0.0
07:00	139	2	1.4	111	79.9	22	15.8	4	2.9	0	0.0
08:00	196	4	2.0	160	81.6	25	12.8	7	3.6	0	0.0
09:00	235	4	1.7	197	83.8	30	12.8	4	1.7	0	0.0
10:00	257	4	1.6	227	88.3	23	9.0	3	1.2	0	0.0
11:00	251	6	2.4	219	87.3	22	8.8	4	1.6	0	0.0
12:00	241	8	3.3	208	86.3	24	10.0	1	0.4	0	0.0
13:00	208	7	3.4	178	85.6	21	10.1	2	1.0	0	0.0
14:00	184	4	2.2	162	88.0	15	8.2	3	1.6	0	0.0

Data produced by  
Auto Surveys Ltd

10629

BAYNARDS GREEN

Site No: 10629001

Location

B4100 Baynards Green (west of svcs)

Tue 13-Jul-21 to Mon 19-Jul-21

Channel: Southeastbound

TIME PERIOD	TOTAL VEHICLES	MOTOR-CYCLES	MOTOR-CYCLES%	CARS	CARS%	LGV	LGV %	HGV	HGV %	BUS	BUS %
15:00	186	7	3.8	165	88.7	14	7.5	0	0.0	0	0.0
16:00	200	5	2.5	175	87.5	17	8.5	3	1.5	0	0.0
17:00	161	3	1.9	143	88.8	14	8.7	0	0.0	1	0.6
18:00	131	2	1.5	115	87.8	13	9.9	1	0.8	0	0.0
19:00	137	3	2.2	123	89.8	11	8.0	0	0.0	0	0.0
20:00	97	4	4.1	87	89.7	6	6.2	0	0.0	0	0.0
21:00	79	5	6.3	70	88.6	3	3.8	1	1.3	0	0.0
22:00	44	0	0.0	41	93.2	3	6.8	0	0.0	0	0.0
23:00	33	0	0.0	30	90.9	3	9.1	0	0.0	0	0.0
12H,7-19	2389	56	2.3	2060	86.2	240	10.1	32	1.3	1	0.0
16H,6-22	2782	68	2.4	2406	86.5	272	9.8	35	1.3	1	0.0
18H,6-24	2859	68	2.4	2477	86.6	278	9.7	35	1.2	1	0.0
24H,0-24	2943	70	2.4	2548	86.6	289	9.8	35	1.2	1	0.0
<b>Sun 18-Jul-21</b>											
00:00	26	0	0.0	26	100.0	0	0.0	0	0.0	0	0.0
01:00	6	0	0.0	5	83.3	1	16.7	0	0.0	0	0.0
02:00	5	0	0.0	4	80.0	1	20.0	0	0.0	0	0.0
03:00	13	0	0.0	8	61.5	5	38.5	0	0.0	0	0.0
04:00	8	0	0.0	8	100.0	0	0.0	0	0.0	0	0.0
05:00	34	1	2.9	33	97.1	0	0.0	0	0.0	0	0.0
06:00	54	2	3.7	42	77.8	8	14.8	2	3.7	0	0.0
07:00	85	2	2.4	74	87.1	7	8.2	2	2.4	0	0.0
08:00	124	4	3.2	109	87.9	11	8.9	0	0.0	0	0.0
09:00	187	4	2.1	173	92.5	8	4.3	2	1.1	0	0.0
10:00	204	6	2.9	182	89.2	15	7.4	1	0.5	0	0.0
11:00	206	8	3.9	182	88.4	14	6.8	2	1.0	0	0.0
12:00	209	4	1.9	191	91.4	11	5.3	3	1.4	0	0.0
13:00	164	2	1.2	152	92.7	10	6.1	0	0.0	0	0.0
14:00	169	4	2.4	155	91.7	7	4.1	2	1.2	1	0.6
15:00	165	6	3.6	150	90.9	7	4.2	2	1.2	0	0.0
16:00	147	9	6.1	126	85.7	12	8.2	0	0.0	0	0.0
17:00	162	3	1.9	146	90.1	10	6.2	3	1.9	0	0.0
18:00	134	1	0.8	118	88.1	14	10.5	1	0.8	0	0.0

Data produced by  
Auto Surveys Ltd

10629

BAYNARDS GREEN

Site No: 10629001

Location

B4100 Baynards Green (west of svcs)


Tue 13-Jul-21 to Mon 19-Jul-21

Channel: Southeastbound

TIME PERIOD	TOTAL VEHICLES	MOTOR-CYCLES	MOTOR-CYCLES%	CARS	CARS %	LGV	LGV %	HGV	HGV %	BUS	BUS %
19:00	142	1	0.7	130	91.6	11	7.8	0	0.0	0	0.0
20:00	107	2	1.9	95	88.8	9	8.4	1	0.9	0	0.0
21:00	73	2	2.7	65	89.0	5	6.9	1	1.4	0	0.0
22:00	35	0	0.0	30	85.7	4	11.4	1	2.9	0	0.0
23:00	15	0	0.0	13	86.7	2	13.3	0	0.0	0	0.0
12H,7-19	1956	53	2.7	1758	89.9	126	6.4	18	0.9	1	0.1
16H,6-22	2332	60	2.6	2090	89.6	159	6.8	22	0.9	1	0.0
18H,6-24	2382	60	2.5	2133	89.6	165	6.9	23	1.0	1	0.0
24H,0-24	2474	61	2.5	2217	89.6	172	7.0	23	0.9	1	0.0
Mon 19-Jul-21											
00:00	7	1	14.3	5	71.4	0	0.0	1	14.3	0	0.0
01:00	6	0	0.0	2	33.3	3	50.0	1	16.7	0	0.0
02:00	6	0	0.0	5	83.3	1	16.7	0	0.0	0	0.0
03:00	10	0	0.0	7	70.0	2	20.0	1	10.0	0	0.0
04:00	28	1	3.6	19	67.9	5	17.9	3	10.7	0	0.0
05:00	81	5	6.2	55	67.9	15	18.5	6	7.4	0	0.0
06:00	168	3	1.8	125	74.4	28	16.7	10	6.0	2	1.2
07:00	359	6	1.7	291	81.1	48	13.4	12	3.3	2	0.6
08:00	297	3	1.0	243	81.8	39	13.1	10	3.4	2	0.7
09:00	223	2	0.9	173	77.6	32	14.4	13	5.8	3	1.4
10:00	259	2	0.8	206	79.5	39	15.1	12	4.6	0	0.0
11:00	238	3	1.3	195	81.9	29	12.2	11	4.6	0	0.0
12:00	216	3	1.4	162	75.0	41	19.0	7	3.2	3	1.4
13:00	216	5	2.3	172	79.6	32	14.8	7	3.2	0	0.0
14:00	246	3	1.2	190	77.2	42	17.1	10	4.1	1	0.4
15:00	263	0	0.0	210	79.9	43	16.4	7	2.7	3	1.1
16:00	270	3	1.1	199	73.7	55	20.4	7	2.6	6	2.2
17:00	226	0	0.0	185	81.9	36	15.9	5	2.2	0	0.0
18:00	167	2	1.2	139	83.2	21	12.6	5	3.0	0	0.0
19:00	123	3	2.4	102	82.9	15	12.2	3	2.4	0	0.0
20:00	103	3	2.9	90	87.4	8	7.8	2	1.9	0	0.0
21:00	71	1	1.4	61	85.9	6	8.5	3	4.2	0	0.0
22:00	38	1	2.6	32	84.2	4	10.5	1	2.6	0	0.0

Data produced by  
Auto Surveys Ltd

TIME PERIOD	TOTAL VEHICLES	MOTOR-CYCLES	MOTOR-CYCLES%	CARS	CARS %	LGV	LGV %	HGV	HGV %	BUS	BUS %
23:00	17	0	0.0	14	82.4	2	11.8	1	5.9	0	0.0
<b>12H,7-19</b>	<b>2980</b>	<b>32</b>	<b>1.1</b>	<b>2365</b>	<b>79.4</b>	<b>457</b>	<b>15.3</b>	<b>106</b>	<b>3.6</b>	<b>20</b>	<b>0.7</b>
<b>16H,6-22</b>	<b>3445</b>	<b>42</b>	<b>1.2</b>	<b>2743</b>	<b>79.6</b>	<b>514</b>	<b>14.9</b>	<b>124</b>	<b>3.6</b>	<b>22</b>	<b>0.6</b>
<b>18H,6-24</b>	<b>3500</b>	<b>43</b>	<b>1.2</b>	<b>2789</b>	<b>79.7</b>	<b>520</b>	<b>14.9</b>	<b>126</b>	<b>3.6</b>	<b>22</b>	<b>0.6</b>
<b>24H,0-24</b>	<b>3638</b>	<b>50</b>	<b>1.4</b>	<b>2882</b>	<b>79.2</b>	<b>546</b>	<b>15.0</b>	<b>138</b>	<b>3.8</b>	<b>22</b>	<b>0.6</b>
<b>Daily Totals</b>											
Tue 13-Jul-21	3665	37	1.0	2965	80.9	513	14.0	131	3.6	19	0.5
Wed 14-Jul-21	3672	37	1.0	3012	82.0	506	13.8	97	2.6	20	0.5
Thu 15-Jul-21	3769	47	1.3	3032	80.5	568	15.1	104	2.8	18	0.5
Fri 16-Jul-21	3752	57	1.5	3123	83.2	444	11.8	107	2.9	21	0.6
Sat 17-Jul-21	2943	70	2.4	2548	86.6	289	9.8	35	1.2	1	0.0
Sun 18-Jul-21	2474	61	2.5	2217	89.6	172	7.0	23	0.9	1	0.0
Mon 19-Jul-21	3638	50	1.4	2882	79.2	546	15.0	138	3.8	22	0.6
<b>Total Vehicles</b>	<b>23913</b>	<b>359</b>	<b>1.6</b>	<b>19779</b>	<b>83.1</b>	<b>3038</b>	<b>12.4</b>	<b>635</b>	<b>2.5</b>	<b>102</b>	<b>0.4</b>



10629

BAYNARDS GREEN

Site No: 10629001

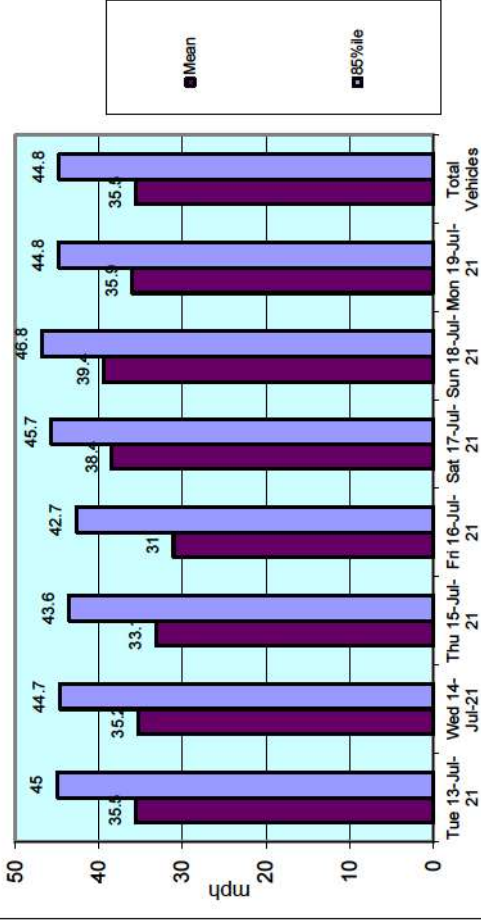
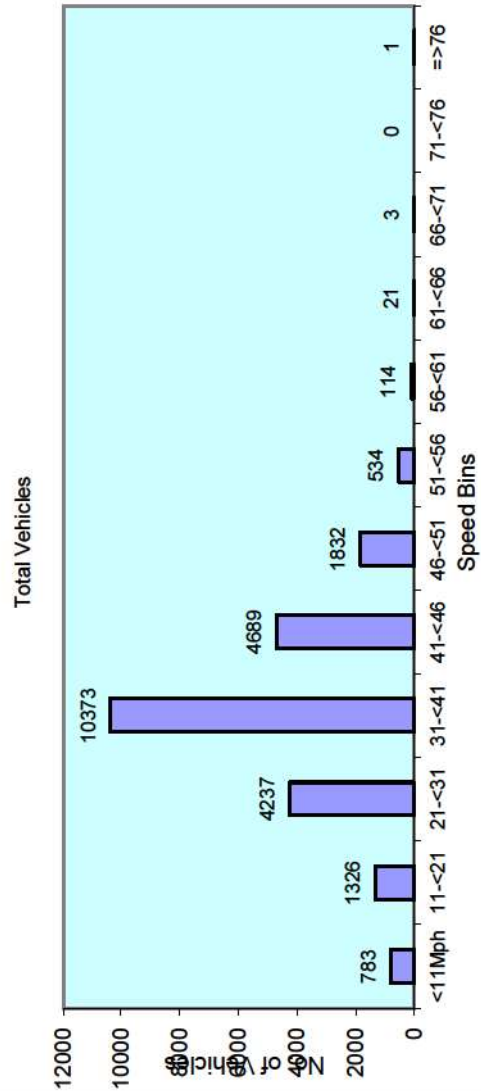
Location B4100 Baynards Green (west of svcs)

Tue 13-Jul-21 to Mon 19-Jul-21

Channel: Southeastbound

Time Period	Total Vehicles	85%ile Speed	Mean Speed	Stand Dev.	<11Mph	11-<21	21-<31	31-<41	41-<46	46-<51	51-<56	56-<61	61-<66	66-<71	71-<76	=>76
Tue 13-Jul-21	3665	45	35.5	10.3	179	130	560	1655	742	285	82	22	9	1	0	0
Wed 14-Jul-21	3672	44.7	35.2	9.8	86	194	722	1620	676	273	84	14	3	0	0	0
Thu 15-Jul-21	3769	43.6	33.1	10.6	134	381	811	1580	570	214	62	12	4	0	0	1
Fri 16-Jul-21	3752	42.7	31	11.6	347	405	850	1424	480	177	52	17	0	0	0	0
Sat 17-Jul-21	2943	45.7	38.4	7.8	0	21	405	1346	768	290	88	23	2	0	0	0
Sun 18-Jul-21	2474	46.8	39.4	7.4	2	13	227	1117	692	326	85	10	1	1	0	0
Mon 19-Jul-21	3638	44.8	35.9	9.2	35	182	662	1631	761	267	81	16	2	1	0	0

Total Vehicles	85%ile	Mean	Stand Dev.	<11Mph	11-<21	21-<31	31-<41	41-<46	46-<51	51-<56	56-<61	61-<66	66-<71	71-<76	=>76
23913	44.8	35.5	9.5	783	1326	4237	10373	4689	1832	534	114	21	3	0	1



10629

BAYNARDS GREEN

Site No: 10629001

Location

B4100 Baynards Green (west of svcs)

Channel: Southeastbound

TIME PERIOD	Tue 13/07/2021	Wed 14/07/2021	Thu 15/07/2021	Fri 16/07/2021	Sat 17/07/2021	Sun 18/07/2021	Mon 19/07/2021	5-Day Av	7-Day Av
-------------	-------------------	-------------------	-------------------	-------------------	-------------------	-------------------	-------------------	-------------	-------------

Week Begin: 13-Jul-21

00:00	6	6	21	8	15	26	7	10	13
01:00	6	2	10	13	6	6	6	7	7
02:00	3	4	4	4	6	5	6	4	5
03:00	10	7	5	7	6	13	10	8	8
04:00	24	24	25	20	12	8	28	24	20
05:00	85	82	76	91	39	34	81	83	70
06:00	185	188	175	157	80	54	168	175	144
07:00	355	387	369	330	139	85	359	360	289
08:00	338	351	352	319	196	124	297	331	282
09:00	265	243	262	223	235	187	223	243	234
10:00	211	237	186	231	257	204	259	225	226
11:00	219	200	215	237	251	206	238	222	224
12:00	214	168	203	221	241	209	216	204	210
13:00	203	205	206	242	208	164	216	214	206
14:00	228	210	270	242	184	169	246	239	221
15:00	251	242	274	248	186	165	263	256	233
16:00	297	260	287	274	200	147	270	278	248
17:00	248	248	253	266	161	162	226	248	223
18:00	180	189	208	202	131	134	167	189	173
19:00	119	135	122	155	137	142	123	131	133
20:00	89	143	97	111	97	107	103	109	107
21:00	77	73	76	79	79	73	71	75	75
22:00	39	44	51	44	44	35	38	43	42
23:00	13	24	22	28	33	15	17	21	22
12H,7-19	3009	2940	3085	3035	2389	1956	2980	3010	2771
16H,6-22	3479	3479	3555	3537	2782	2332	3445	3499	3230
18H,6-24	3531	3547	3628	3609	2859	2382	3500	3563	3294
24H,0-24	3665	3672	3769	3752	2943	2474	3638	3699	3416
Am	07:00	07:00	07:00	07:00	10:00	11:00	07:00		
Peak	355	387	369	330	257	206	359		
Pm	16:00	16:00	16:00	16:00	12:00	12:00	16:00		
Peak	297	260	287	274	241	209	270		



10629

BAYNARDS GREEN

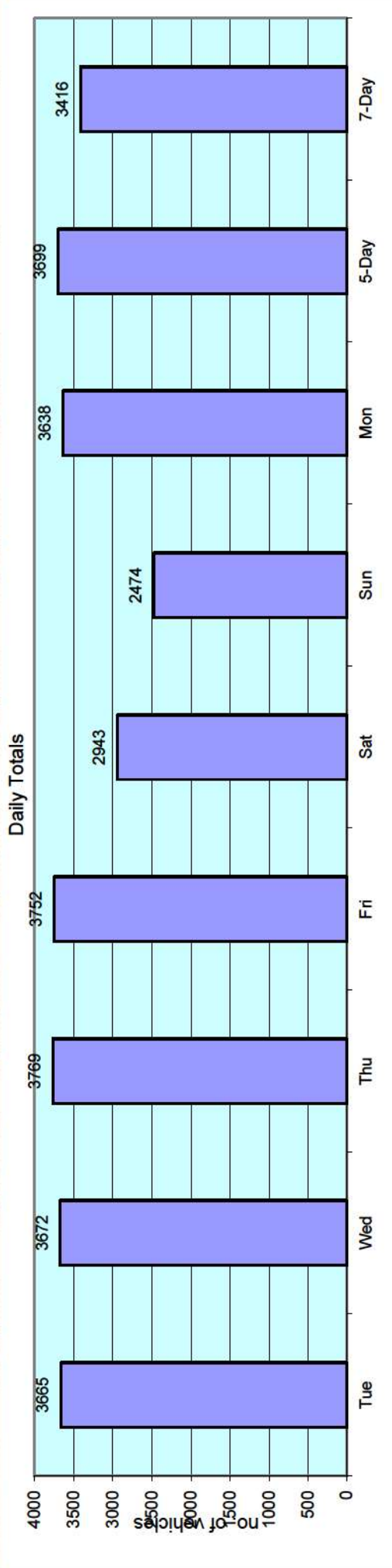
Site No: 10629001

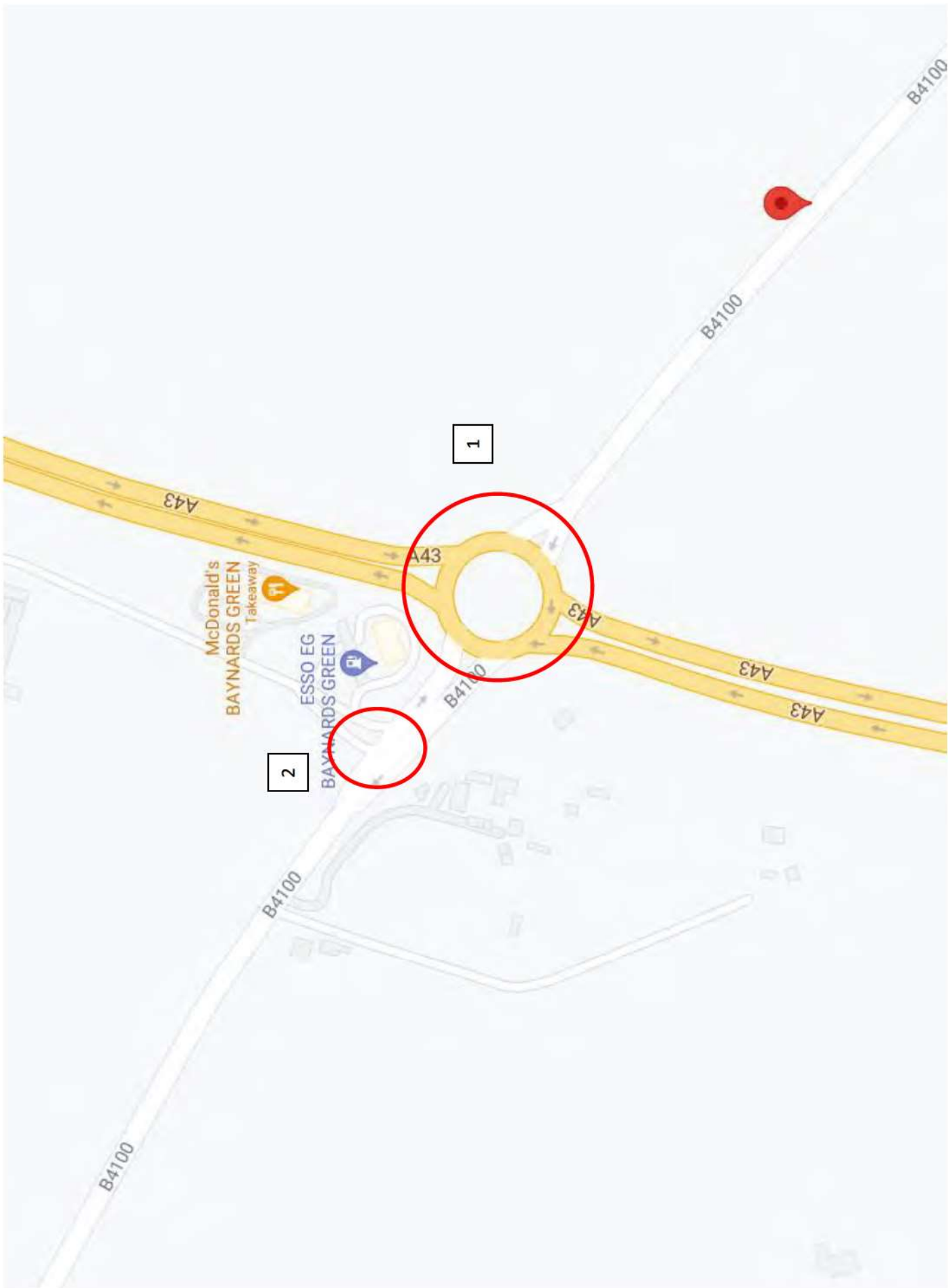
Location

B4100 Baynards Green (west of svcs)

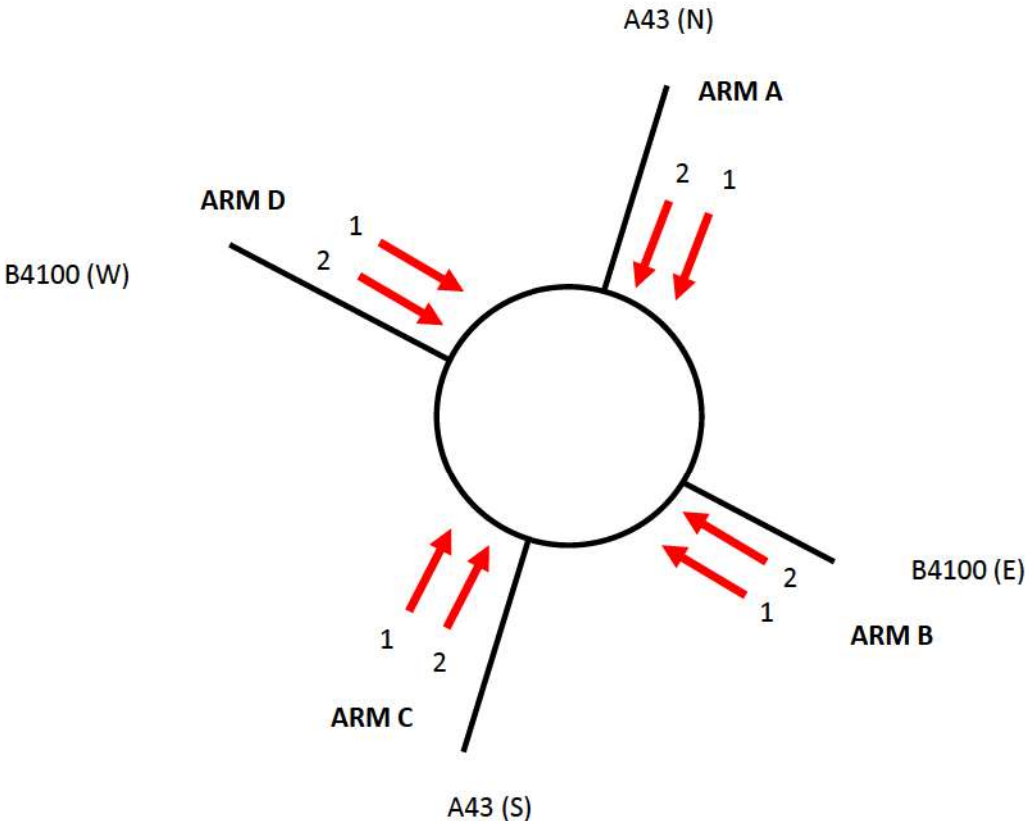

Channel: Southeastbound

TIME PERIOD	Tue	13/07/2021	Tue	14/07/2021	Wed	15/07/2021	Thu	16/07/2021	Fri	17/07/2021	Sat	18/07/2021	Sun	19/07/2021	Mon	20/07/2021	Tue	21/07/2021	5-Day Av	7-Day Av
-------------	-----	------------	-----	------------	-----	------------	-----	------------	-----	------------	-----	------------	-----	------------	-----	------------	-----	------------	----------	----------





SITE: 1		DATE: 23/06/2021
LOCATION: A43 / B4100		DAY: WEDNESDAY



**JOB TITLE: BAYNARDS GREEN**

**JOB NUMBER: 10520**

**QUEUE LENGTHS**

JOB REF: 10520

JOB NAME: BAYNARDS GREEN

SITE: 1

LOCATION: A43 (N) / B4100 (E) / A43 (S) / B4100 (W)

NOTE: Queue Lengths recorded by the maximum number of vehicles queuing at each 5-minute interval, by lane



DATE: 23/06/2021

DAY: WEDNESDAY

TIME	ARM A A43 (N)		ARM B B4100 (E)		ARM C A43 (S)		ARM D B4100 (W)	
	LANE 1	LANE 2	LANE 1	LANE 2	LANE 1	LANE 2	LANE 1	LANE 2
07:00	7	13	4	7	5	5	5	2
07:05	11	12	3	4	5	4	7	5
07:10	13	12	12	6	3	7	3	4
07:15	15	15	16	12	5	6	8	5
07:20	18+	20+	5	7	5	7	9	5
07:25	13	15	15	3	6	5	8	4
07:30	16	15	17	14	3	4	8	2
07:35	18	25	8	7	2	1	8	6
07:40	14	12	11	10	4	4	6	3
07:45	17	12	11	15	5	3	8	5
07:50	16	18	18+	18+	8	7	10	7
07:55	18	15	20+	18+	7	8	8	7
08:00	15	19	21+	16+	9	8	9	5
08:05	19	11	20+	22+	7	7	7	5
08:10	9	10	17+	22+	13	8	9	6
08:15	13	15	22+	22+	9	8	8	3
08:20	12	12	23+	23+	8	12	9	6
08:25	15	17	20+	20+	8	6	8	6
08:30	16	16	14	15	7	5	9	6
08:35	25+	22	24+	7	14	9	7	3
08:40	11	7	16	4	3	4	4	4
08:45	11	6	12	4	4	4	4	2
08:50	4	2	4	3	7	5	5	2
08:55	8	6	4	3	5	3	8	2
09:00	15	7	3	1	4	1	3	3
09:05	9	14	6	6	3	4	3	1
09:10	6	4	9	11	5	2	7	3
09:15	17	20	4	3	9	3	6	2
09:20	12	10	7	3	2	3	6	2
09:25	5	1	16	9	4	4	6	2
09:30	5	4	5	2	4	6	7	2
09:35	7	7	7	4	5	5	5	4
09:40	4	4	6	7	9	7	1	6
09:45	5	1	2	2	4	3	3	3
09:50	4	3	2	8	4	2	7	3
09:55	5	1	4	3	2	4	4	2

TIME	ARM A A43 (N)		ARM B B4100 (E)		ARM C A43 (S)		ARM D B4100 (W)	
	LANE 1	LANE 2	LANE 1	LANE 2	LANE 1	LANE 2	LANE 1	LANE 2
16:00	4	4	5	8	10	12	9	4
16:05	6	3	5	17	12	6	11	5
16:10	7	3	6	4	10	10	10	4
16:15	8	7	10	11	11	12	9	4
16:20	8	7	14	13	20+	20+	8	7
16:25	5	2	18	13	18+	15+	8	4
16:30	12	8	4	11	23+	18+	8	3
16:35	4	5	11	15	21+	19+	9	3
16:40	7	5	23+	22+	22+	17+	11	3
16:45	8	2	4	20	20+	20+	4	1
16:50	1	0	23	4	22+	18+	7	2
16:55	9	2	16	24+	25+	22+	9	7
17:00	8	8	24+	22	18+	16+	9	3
17:05	7	4	25+	11	24+	23+	10	5
17:10	12	9	25+	18	18+	17+	12	8
17:15	12	8	20	23+	20+	22+	11	8
17:20	8	3	23+	4	24+	21+	9	4
17:25	2	6	7	10	18+	18+	9	3
17:30	3	3	5	23+	25+	22+	10	2
17:35	4	2	13	20	20+	22+	4	4
17:40	4	5	16	22	22+	22+	2	2
17:45	9	4	16	2	20+	18+	8	2
17:50	8	6	4	3	20+	20+	9	5
17:55	4	2	3	16	23+	21+	3	3
18:00	4	2	4	6	15	12	7	3
18:05	9	1	2	10	7	9	5	3
18:10	3	5	16	17	14	18	6	3
18:15	1	3	19	5	4	4	8	1
18:20	4	1	15	3	8	7	5	1
18:25	3	1	4	18	7	10	3	2
18:30	3	1	1	1	4	6	5	2
18:35	6	1	7	2	14	13	4	1
18:40	2	1	4	4	5	8	2	1
18:45	3	1	6	1	3	2	5	1
18:50	1	1	4	1	4	7	6	1
18:55	2	1	11	12	5	6	4	2

MANUAL CLASSIFIED COUNTS

JOB REF: 10520

JOB NAME: BAYNARDS GREEN

SITE: 1

LOCATION: A43 (N) / B4100 (E) / A43 (S)

DATE: 23/06/2021

DAY: WEDNESDAY



TIME	A TO A						A TO B						
	CAR	LEV	OVV1	OVV2	PVV	TOT	CAR	LEV	OVV1	OVV2	PVV	TOT	
07:00	0	0	0	0	0	0	59	18	3	3	1	0	84
07:15	0	0	0	0	0	0	65	24	1	2	0	0	72
07:30	0	0	0	0	0	0	61	14	1	2	0	0	68
07:45	1	0	0	0	0	1	67	15	2	3	0	0	87
N/TOT	1	0	0	0	0	1	232	81	7	11	1	0	333
08:00	0	0	0	0	0	0	50	10	3	1	1	0	65
08:15	0	0	0	0	0	0	53	15	3	3	0	1	75
08:30	0	0	0	0	0	0	56	10	4	0	0	0	70
08:45	0	0	0	0	0	0	61	7	3	5	0	0	76
N/TOT	0	0	0	0	0	0	220	42	13	9	1	1	286
09:00	0	0	0	0	0	0	37	7	2	1	0	0	47
09:15	0	0	0	0	0	0	46	2	3	0	1	0	52
09:30	0	0	0	0	0	0	37	8	0	1	0	1	47
09:45	0	0	0	0	0	0	38	10	0	0	0	0	48
N/TOT	0	0	0	0	0	0	158	27	5	2	1	1	194
10:00	0	0	0	0	0	0	25	7	1	0	0	2	35
10:15	0	0	0	0	0	0	34	4	3	1	0	0	42
10:30	0	0	0	0	0	0	37	1	2	2	0	1	43
10:45	0	0	0	0	0	0	35	3	8	0	0	0	43
N/TOT	0	0	0	0	0	0	122	19	8	0	0	0	149
11:00	0	0	0	0	0	0	38	14	2	1	0	0	55
11:15	0	0	0	0	0	0	25	3	2	0	1	0	31
11:30	0	0	0	0	0	0	33	4	3	1	0	0	41
11:45	0	0	0	0	0	0	14	7	2	0	0	0	23
N/TOT	0	0	0	0	0	0	110	18	9	2	1	0	140
12:00	0	0	0	0	0	0	35	6	4	0	0	1	46
12:15	0	0	0	0	0	0	22	7	0	2	1	0	32
12:30	0	0	0	0	0	0	24	4	1	3	0	1	33
12:45	0	0	0	0	0	0	23	5	5	3	0	1	37
N/TOT	0	0	0	0	0	0	104	22	10	8	1	3	148
13:00	0	0	0	0	0	0	27	6	2	3	0	0	38
13:15	0	0	0	0	0	0	24	4	1	1	0	0	30
13:30	0	0	0	0	0	0	26	5	5	2	0	0	38
13:45	0	0	0	0	0	0	24	7	2	1	1	0	34
N/TOT	0	0	0	0	0	0	101	22	9	7	1	0	138
14:00	0	0	0	0	0	0	31	6	2	1	1	0	42
14:15	0	0	0	0	0	0	32	6	2	1	1	0	43
14:30	0	0	0	0	0	0	26	4	0	0	0	2	32
14:45	0	0	0	0	0	0	31	13	1	1	0	0	47
N/TOT	0	0	0	0	0	0	120	29	6	5	1	2	164
15:00	0	0	0	0	0	0	23	9	4	1	0	2	39
15:15	0	0	0	0	0	0	43	5	0	0	0	0	48
15:30	0	0	0	0	0	0	33	4	1	2	0	0	40
15:45	0	0	0	0	0	0	27	7	1	0	0	0	35
N/TOT	0	0	0	0	0	0	126	25	6	3	0	2	162
16:00	0	0	0	0	0	0	39	4	0	1	0	0	44
16:15	0	0	0	0	0	0	34	10	3	2	0	0	49
16:30	0	0	0	0	0	0	48	8	4	0	0	1	61
16:45	0	0	0	0	0	0	56	4	0	0	1	0	61
N/TOT	0	0	0	0	0	0	177	26	7	3	1	1	215
17:00	0	0	0	0	0	0	48	7	1	1	0	0	57
17:15	0	0	0	0	0	0	50	2	0	1	0	0	53
17:30	0	0	0	0	0	0	52	2	2	2	1	0	59
17:45	0	0	0	0	0	0	50	2	2	2	1	0	58
N/TOT	0	0	0	0	0	0	211	17	4	4	1	0	238
18:00	0	0	0	0	0	0	44	3	2	0	2	1	52
18:15	0	0	0	0	0	0	36	6	1	2	0	1	46
18:30	0	0	0	0	0	0	33	3	1	0	0	0	37
18:45	0	0	0	0	0	0	22	1	1	0	0	0	24
N/TOT	1	0	0	0	0	1	135	13	5	2	2	2	159
P/TOT	1	0	0	0	0	1	1816	139	90	59	12	16	2133

MANUAL CLASSIFIED COUNTS

JOB REF: 10520

JOB NAME: BAYNARD'S GREEN

SITE: 1

LOCATION: A43 (N) / B4100 (E) / A43 (S)



DATE: 23/06/2021

DAY: WEDNESDAY

TIME	ATOC						ATOD									
	CAR	LEV	OVV1	OVV2	PVV	MCL	PCL	TOT	CAR	LEV	OVV1	OVV2	PVV	MCL	PCL	TOT
07:00	183	92	31	27	0	0	0	383	10	18	1	1	0	0	0	30
07:15	168	75	20	16	0	0	0	332	9	11	2	0	0	0	0	18
07:30	178	68	18	14	0	2	0	332	9	11	2	0	0	0	0	18
07:45	178	68	30	38	0	4	0	319	15	13	0	0	0	0	0	28
<b>N/TOT</b>	<b>553</b>	<b>284</b>	<b>111</b>	<b>133</b>	<b>0</b>	<b>11</b>	<b>0</b>	<b>1502</b>	<b>42</b>	<b>51</b>	<b>4</b>	<b>1</b>	<b>0</b>	<b>0</b>	<b>0</b>	<b>103</b>
08:00	161	48	28	45	0	1	0	313	14	13	0	0	0	0	0	27
08:15	184	35	32	35	0	1	0	287	24	11	5	0	0	0	0	40
08:30	193	58	30	26	1	0	0	308	26	9	4	1	0	0	0	40
08:45	168	58	24	34	1	1	0	286	14	4	2	0	1	1	0	22
<b>N/TOT</b>	<b>736</b>	<b>190</b>	<b>114</b>	<b>140</b>	<b>2</b>	<b>3</b>	<b>0</b>	<b>1154</b>	<b>78</b>	<b>37</b>	<b>11</b>	<b>1</b>	<b>1</b>	<b>1</b>	<b>0</b>	<b>129</b>
09:00	171	46	16	54	0	1	0	288	15	11	0	1	0	1	0	28
09:15	152	40	22	42	1	0	0	257	22	7	2	1	0	0	0	32
09:30	115	38	20	41	2	1	0	237	22	7	3	2	0	0	0	34
09:45	119	31	17	30	1	1	0	219	10	6	2	2	0	0	0	20
<b>N/TOT</b>	<b>597</b>	<b>155</b>	<b>75</b>	<b>157</b>	<b>4</b>	<b>3</b>	<b>0</b>	<b>1001</b>	<b>69</b>	<b>31</b>	<b>7</b>	<b>6</b>	<b>0</b>	<b>1</b>	<b>0</b>	<b>114</b>
10:00	144	37	16	35	0	0	0	232	6	4	0	1	0	0	0	11
10:15	183	34	22	25	0	0	0	244	9	2	1	1	0	0	0	13
10:30	181	33	17	48	0	2	0	281	11	5	3	3	0	0	0	22
<b>N/TOT</b>	<b>619</b>	<b>31</b>	<b>15</b>	<b>128</b>	<b>1</b>	<b>2</b>	<b>0</b>	<b>950</b>	<b>31</b>	<b>17</b>	<b>2</b>	<b>2</b>	<b>1</b>	<b>0</b>	<b>0</b>	<b>47</b>
11:00	122	39	10	45	0	0	0	216	12	18	2	2	0	0	0	36
11:15	148	33	20	35	0	0	0	236	19	6	0	0	0	0	0	25
11:30	152	29	15	34	1	2	0	233	9	4	0	1	0	0	0	14
11:45	153	30	16	41	1	1	0	242	6	4	1	3	0	0	0	14
<b>N/TOT</b>	<b>575</b>	<b>131</b>	<b>61</b>	<b>155</b>	<b>2</b>	<b>3</b>	<b>0</b>	<b>927</b>	<b>51</b>	<b>19</b>	<b>3</b>	<b>6</b>	<b>0</b>	<b>0</b>	<b>0</b>	<b>79</b>
12:00	135	31	17	32	0	0	0	215	14	5	1	1	0	0	0	21
12:15	129	30	22	34	1	3	0	219	15	3	1	0	0	0	0	19
12:30	161	30	14	38	0	1	0	244	20	3	0	1	0	0	0	24
12:45	146	37	15	41	1	1	0	242	14	4	0	0	0	0	0	19
<b>N/TOT</b>	<b>571</b>	<b>128</b>	<b>69</b>	<b>145</b>	<b>2</b>	<b>5</b>	<b>0</b>	<b>920</b>	<b>63</b>	<b>16</b>	<b>2</b>	<b>2</b>	<b>0</b>	<b>0</b>	<b>0</b>	<b>83</b>
13:00	132	28	11	39	1	0	0	211	7	3	0	1	0	0	0	11
13:15	111	40	19	34	1	0	0	205	8	4	0	1	0	1	0	14
13:30	126	44	16	31	0	1	0	218	14	4	1	2	0	0	0	18
13:45	104	31	15	45	0	1	0	197	21	2	0	1	0	0	0	23
<b>N/TOT</b>	<b>573</b>	<b>133</b>	<b>62</b>	<b>139</b>	<b>2</b>	<b>2</b>	<b>0</b>	<b>195</b>	<b>40</b>	<b>10</b>	<b>2</b>	<b>3</b>	<b>0</b>	<b>2</b>	<b>0</b>	<b>58</b>
14:00	128	35	14	31	0	0	0	202	4	5	1	2	0	0	0	18
14:15	117	31	14	36	0	0	0	202	8	5	1	2	0	0	0	16
14:30	153	37	10	48	0	2	0	250	14	5	3	4	0	0	0	26
14:45	151	37	21	28	0	1	0	238	12	6	0	1	1	0	0	20
<b>N/TOT</b>	<b>549</b>	<b>140</b>	<b>59</b>	<b>138</b>	<b>0</b>	<b>3</b>	<b>0</b>	<b>869</b>	<b>36</b>	<b>16</b>	<b>8</b>	<b>8</b>	<b>1</b>	<b>0</b>	<b>0</b>	<b>71</b>
15:00	139	36	10	33	0	2	0	220	15	3	3	0	0	0	0	21
15:15	146	32	12	33	1	0	0	224	18	6	2	1	0	0	0	27
15:30	129	37	14	34	0	6	0	220	9	4	1	2	0	0	0	16
15:45	163	43	13	35	0	2	0	256	16	2	0	2	0	0	0	21
<b>N/TOT</b>	<b>577</b>	<b>148</b>	<b>49</b>	<b>135</b>	<b>1</b>	<b>10</b>	<b>0</b>	<b>920</b>	<b>58</b>	<b>15</b>	<b>6</b>	<b>5</b>	<b>0</b>	<b>1</b>	<b>0</b>	<b>85</b>
16:00	173	29	5	24	0	4	0	235	17	2	2	1	0	0	0	22
16:15	186	38	10	29	1	0	0	264	14	5	2	0	0	0	0	21
16:30	206	48	21	31	1	0	0	307	15	5	3	0	0	0	0	23
16:45	199	32	11	28	4	0	0	274	13	2	3	0	0	0	0	18
<b>N/TOT</b>	<b>764</b>	<b>147</b>	<b>47</b>	<b>112</b>	<b>6</b>	<b>4</b>	<b>0</b>	<b>1080</b>	<b>59</b>	<b>14</b>	<b>10</b>	<b>1</b>	<b>0</b>	<b>0</b>	<b>0</b>	<b>84</b>
17:00	248	41	8	25	0	2	0	314	26	2	1	2	0	0	0	31
17:15	221	35	6	28	0	1	0	293	16	0	0	0	0	0	0	18
17:30	146	32	6	26	0	1	0	217	16	6	0	0	0	0	0	25
17:45	189	26	6	26	0	0	0	257	19	6	0	0	0	0	0	25
<b>N/TOT</b>	<b>811</b>	<b>137</b>	<b>16</b>	<b>87</b>	<b>1</b>	<b>3</b>	<b>0</b>	<b>1055</b>	<b>77</b>	<b>9</b>	<b>1</b>	<b>2</b>	<b>0</b>	<b>1</b>	<b>0</b>	<b>90</b>
18:00	184	15	8	25	0	0	0	236	15	4	0	1	0	0	0	20
18:15	177	22	3	24	0	2	0	238	12	5	0	0	0	0	0	17
18:30	139	25	5	22	1	2	0	194	12	6	0	0	0	0	0	18
18:45	117	13	5	23	0	0	0	158	16	4	0	0	0	0	0	20
<b>N/TOT</b>	<b>617</b>	<b>75</b>	<b>21</b>	<b>98</b>	<b>1</b>	<b>4</b>	<b>0</b>	<b>816</b>	<b>55</b>	<b>19</b>	<b>0</b>	<b>1</b>	<b>0</b>	<b>0</b>	<b>0</b>	<b>75</b>
<b>P/TOT</b>	<b>760</b>	<b>1832</b>	<b>164</b>	<b>1601</b>	<b>22</b>	<b>53</b>	<b>0</b>	<b>11832</b>	<b>666</b>	<b>255</b>	<b>60</b>	<b>44</b>	<b>3</b>	<b>6</b>	<b>0</b>	<b>1034</b>



MANUAL CLASSIFIED COUNTS

JOB REF: 10520

JOB NAME: BAYNARD'S GREEN

SITE: 1

LOCATION: A43 (N) / B4100 (E) / A43 (S)

DATE: 23/06/2021

DAY: WEDNESDAY



TIME	B1 TO C						B1 TO D									
	CAR	LEV	OVV1	OVV2	PSV	MCL	PCL	TOT	CAR	LEV	OVV1	OVV2	PSV	MCL	PCL	TOT
07:00	6	3	0	0	0	0	0	11	13	9	2	1	2	0	0	27
07:15	17	4	0	1	0	0	0	22	29	17	0	0	3	0	0	49
07:30	11	4	1	2	0	0	0	18	25	17	1	0	0	0	0	44
07:45	8	4	1	2	0	0	0	15	26	9	1	0	1	0	0	38
N/TOT	52	18	1	6	0	0	0	77	98	44	4	0	5	3	0	155
08:00	6	2	1	1	0	0	0	10	33	5	3	1	1	0	0	42
08:15	16	4	2	0	0	0	0	22	32	8	0	0	1	0	0	41
08:30	12	4	1	3	0	0	0	20	44	3	0	0	0	0	0	47
08:45	8	5	1	3	0	0	0	17	36	7	1	1	0	0	0	45
N/TOT	42	15	5	7	0	0	0	69	145	23	4	2	1	0	0	175
09:00	11	3	1	2	0	0	0	17	23	8	0	1	1	0	0	32
09:15	12	6	1	1	0	0	0	20	24	2	1	1	1	0	0	29
09:30	13	5	4	0	0	0	0	22	23	13	5	1	0	0	0	42
09:45	3	2	1	2	0	0	0	8	21	7	1	3	0	0	0	32
N/TOT	39	16	7	5	0	0	0	67	91	30	7	6	1	0	0	115
10:00	12	1	1	1	0	0	0	15	19	7	0	1	1	0	0	27
10:15	13	4	0	0	0	0	0	19	24	5	3	0	0	0	0	32
10:30	5	7	1	1	0	0	0	14	28	5	1	3	0	1	0	38
10:45	13	17	0	2	0	0	0	32	30	3	2	0	0	0	0	45
N/TOT	43	25	2	4	0	0	0	72	87	25	7	4	1	1	1	121
11:00	19	1	2	1	0	0	0	22	13	2	1	0	0	1	0	27
11:15	10	3	4	2	0	0	0	19	24	5	2	1	1	0	0	33
11:30	11	7	0	1	0	0	0	19	16	7	4	1	0	1	0	29
11:45	14	3	1	0	0	0	0	18	20	3	4	1	0	0	0	28
N/TOT	48	14	7	4	0	0	0	73	71	22	11	3	0	3	0	112
12:00	7	6	3	2	0	0	0	18	27	5	1	2	0	0	0	35
12:15	9	3	1	1	0	0	0	14	21	3	0	1	0	0	0	25
12:30	11	3	0	0	0	1	0	15	22	6	2	0	0	0	0	30
12:45	7	2	2	1	0	0	0	12	18	7	1	0	0	0	0	26
N/TOT	34	14	6	4	0	1	0	59	68	21	4	3	0	0	0	116
13:00	13	4	2	0	0	0	0	19	30	10	0	0	0	1	0	41
13:15	12	3	3	2	0	0	0	20	35	8	2	0	0	2	0	47
13:30	12	3	0	0	0	0	0	15	38	5	2	0	2	0	0	47
13:45	10	3	1	1	0	0	0	15	29	7	0	2	0	0	0	37
N/TOT	51	13	6	4	0	0	0	73	81	30	4	2	2	3	0	112
14:00	4	4	1	0	0	0	0	9	15	9	2	0	1	0	0	26
14:15	12	3	1	0	0	0	0	16	34	6	1	0	1	0	0	46
14:30	8	5	1	1	0	0	0	15	34	6	1	0	1	1	0	43
14:45	14	5	2	2	0	0	0	23	26	6	1	0	0	0	0	33
N/TOT	39	17	5	7	0	0	0	68	129	26	8	1	5	2	0	171
15:00	15	9	3	0	0	0	0	27	24	11	1	0	1	0	0	37
15:15	15	4	0	0	0	0	0	19	41	13	1	1	2	1	0	59
15:30	12	7	2	0	0	0	0	21	37	13	2	2	1	1	0	56
15:45	10	3	1	0	0	0	0	14	33	4	4	0	0	1	0	42
N/TOT	52	23	6	0	0	0	0	81	135	41	8	3	4	3	0	184
16:00	20	6	1	2	0	0	0	29	38	13	0	0	0	0	0	51
16:15	21	5	1	0	0	0	0	27	53	5	1	0	0	1	0	60
16:30	21	4	2	1	1	0	0	29	28	7	1	0	0	1	0	37
16:45	31	2	0	1	0	0	0	34	54	8	3	0	0	0	0	65
N/TOT	95	17	4	4	1	0	0	119	173	33	3	0	0	2	0	213
17:00	23	8	0	1	0	0	0	32	40	5	1	0	0	0	1	47
17:15	36	7	1	4	0	0	0	48	36	7	0	1	0	2	1	57
17:30	17	6	0	0	0	0	0	23	30	0	0	0	0	0	0	36
17:45	27	2	0	0	0	0	0	29	56	3	0	0	0	2	0	61
N/TOT	113	23	3	6	0	0	0	147	224	19	1	1	0	4	3	251
18:00	23	5	1	0	0	0	0	29	36	4	2	0	0	0	0	45
18:15	26	7	2	1	0	0	0	36	51	7	0	0	1	0	0	59
18:30	16	2	0	1	0	0	0	19	37	7	0	1	0	2	0	47
18:45	16	3	1	1	0	0	0	21	37	3	0	0	0	0	0	40
N/TOT	81	17	4	3	0	0	0	105	164	21	2	1	1	2	0	191
P/TOT	683	204	56	54	1	3	0	1001	1543	330	63	26	19	23	2	2006



MANUAL CLASSIFIED COUNTS

JOB REF: 10520

JOB NAME: BAYNARD'S GREEN

SITE: 1

LOCATION: A43 (N) / B4100 (E) / A43 (S)

DATE: 23/06/2021

DAY: WEDNESDAY



TIME	C TO A					C TO B					TOT					
	CAR	LEV	OVV1	OVV2	PV1	MCL	PCL	TOT	CAR	LEV		OVV1	OVV2	PV1	MCL	PCL
07:00	118	45	8	40	0	0	0	219	20	2	0	0	0	0	0	22
07:15	123	11	14	25	1	2	0	275	14	11	4	3	0	1	0	34
07:30	129	36	14	31	0	1	0	311	29	12	4	3	0	1	0	44
07:45	177	34	14	31	0	1	0	357	51	9	2	1	0	0	0	63
N/TOT	564	156	45	132	1	4	0	932	145	54	6	7	0	1	0	216
08:00	206	37	17	30	1	2	0	293	36	11	2	3	0	0	0	52
08:15	179	30	18	50	1	0	0	278	38	14	2	3	0	1	0	58
08:30	143	30	15	29	1	0	0	219	43	8	1	2	0	0	0	54
08:45	142	36	10	36	0	0	0	224	21	5	1	4	0	0	0	31
N/TOT	670	133	61	145	3	2	0	1014	138	38	6	12	0	1	0	195
09:00	129	28	12	32	1	1	0	203	26	4	3	3	0	0	0	36
09:15	97	37	17	33	0	0	0	184	25	10	2	2	0	0	0	39
09:30	129	29	21	52	1	4	0	236	19	9	2	3	0	0	0	33
09:45	132	46	25	41	0	0	0	244	16	6	1	1	0	0	0	24
N/TOT	487	140	75	158	2	5	0	867	86	29	8	9	0	0	0	132
10:00	126	33	20	36	0	0	0	215	16	2	0	1	0	0	0	19
10:15	150	39	19	37	0	2	0	247	16	3	3	1	0	0	0	23
10:30	142	48	14	45	0	0	0	249	24	6	1	3	0	0	0	34
10:45	159	48	21	57	1	2	0	287	8	10	2	4	0	1	0	16
N/TOT	526	168	74	157	3	4	0	872	64	20	6	8	0	1	0	104
11:00	124	31	24	35	0	0	0	214	11	12	3	2	0	0	0	30
11:15	163	36	16	33	0	1	0	249	14	8	4	3	0	0	0	29
11:30	162	40	29	39	1	0	0	271	8	10	4	1	0	0	0	23
11:45	153	41	22	33	0	1	0	248	16	13	3	2	0	0	0	34
N/TOT	600	148	93	144	1	2	0	988	51	43	14	8	0	0	0	116
12:00	113	32	16	28	1	0	0	188	13	7	0	2	0	0	0	24
12:15	148	33	16	37	1	1	0	236	13	5	2	0	0	0	0	20
12:30	143	42	23	37	2	2	0	249	18	9	4	1	0	0	0	32
12:45	147	37	23	45	1	1	0	254	15	6	2	2	0	0	0	25
N/TOT	549	144	78	147	5	4	0	927	61	27	8	5	0	0	0	101
13:00	158	57	30	27	1	1	0	274	11	4	4	2	0	0	0	21
13:15	157	63	21	39	1	0	0	281	14	4	1	0	0	0	0	19
13:30	155	56	29	38	1	1	0	280	14	6	2	0	0	0	0	22
13:45	144	44	20	36	2	0	0	246	23	4	1	0	0	0	0	29
N/TOT	620	200	100	120	5	2	0	846	53	18	6	2	0	0	0	75
14:00	154	45	17	34	0	1	0	250	15	8	0	1	0	0	0	26
14:15	160	46	17	36	0	1	0	259	16	8	0	1	0	0	0	26
14:30	148	44	14	32	0	1	0	239	15	8	1	0	0	0	0	24
14:45	139	69	18	28	0	0	0	254	15	4	0	0	0	0	0	19
N/TOT	583	204	92	129	2	3	0	1013	61	23	1	4	0	0	0	89
15:00	142	57	12	34	1	1	0	247	29	6	3	1	0	0	0	39
15:15	179	58	15	29	0	0	0	281	17	3	3	0	0	0	0	23
15:30	145	57	20	25	0	3	0	250	17	9	3	0	0	0	0	29
15:45	185	59	13	30	0	2	0	289	23	4	0	1	0	0	0	28
N/TOT	651	231	60	118	1	6	0	1067	86	22	9	2	0	0	0	118
16:00	217	82	22	28	2	3	0	354	21	3	3	1	2	1	0	28
16:15	198	67	15	27	0	2	0	309	30	8	2	1	0	0	0	41
16:30	206	70	17	40	0	0	0	333	21	3	4	0	0	0	0	28
16:45	215	89	21	35	0	0	0	360	31	6	0	1	0	0	0	38
N/TOT	838	308	75	130	2	3	0	1326	103	20	7	4	1	0	0	133
17:00	242	74	14	28	2	1	0	361	30	5	0	0	0	0	0	35
17:15	289	29	18	34	0	1	0	361	32	5	1	1	0	0	0	39
17:30	218	26	17	31	2	3	0	346	20	3	2	0	0	0	0	26
17:45	266	56	13	31	2	0	0	374	23	4	1	0	0	0	0	31
N/TOT	1000	286	62	122	4	8	0	1462	96	16	3	1	0	1	0	117
18:00	271	51	14	45	0	2	0	383	24	1	1	1	0	0	0	28
18:15	218	34	11	21	1	3	0	288	24	3	0	5	0	0	0	32
18:30	217	36	7	21	0	1	0	282	14	5	0	2	0	0	0	22
18:45	183	29	13	40	0	0	0	265	19	4	1	1	0	0	0	25
N/TOT	869	150	45	177	1	6	0	1248	81	13	2	9	0	2	0	107
P/TOT	8040	2258	860	1639	28	52	0	13877	1036	324	84	72	1	6	0	1313

MANUAL CLASSIFIED COUNTS

JOB REF: 10520

JOB NAME: BAYNARDS GREEN

SITE: 1

LOCATION: A43 (N) / B4100 (E) / A43 (S)

DATE: 23/06/2021

DAY: WEDNESDAY



TIME	CTOC FROM A43 (S) TO A43 (E)						CTOD FROM A43 (E) TO B4100 (N)						TOT
	CAR	LEV	OVH	PSV	MCL	PCL	CAR	LEV	OVH	PSV	MCL	PCL	
07:00	0	0	0	0	0	0	24	9	2	3	0	0	38
07:15	0	0	0	0	0	0	15	11	2	1	0	0	30
07:30	0	0	0	0	0	0	15	11	2	1	0	0	30
07:45	0	0	0	0	0	0	19	8	2	0	0	1	30
N/TOT	0	0	0	0	0	0	70	38	6	6	0	2	124
08:00	0	0	0	0	0	0	20	8	3	0	0	0	31
08:15	0	0	0	0	0	0	34	6	0	1	0	0	41
08:30	0	0	0	0	0	0	16	3	3	1	0	0	23
08:45	0	0	0	0	0	0	23	8	4	1	0	0	36
N/TOT	0	0	0	0	0	0	93	25	10	3	0	0	131
09:00	0	0	0	0	0	0	16	9	1	3	0	0	29
09:15	0	0	0	0	0	0	13	12	1	0	0	0	26
09:30	0	0	0	0	0	0	19	3	1	1	0	0	24
09:45	0	0	0	0	0	0	21	2	2	0	0	0	25
N/TOT	0	0	0	0	0	0	69	25	5	4	0	0	104
10:00	0	0	0	0	0	0	6	2	1	3	0	0	12
10:15	0	0	0	0	0	0	19	6	1	1	0	0	27
10:30	0	0	0	0	0	0	18	8	6	0	0	0	32
10:45	0	0	0	0	0	0	42	18	10	0	0	0	70
N/TOT	0	0	0	0	0	0	86	33	13	4	0	1	137
11:00	0	0	0	0	0	0	24	12	1	1	0	0	38
11:15	0	0	0	0	0	0	23	5	1	3	0	0	32
11:30	0	0	0	0	0	0	16	3	2	0	0	0	21
11:45	0	0	0	0	0	0	13	5	1	2	0	0	21
N/TOT	0	0	0	0	0	0	76	19	5	8	0	0	108
12:00	0	0	0	0	0	0	22	8	3	0	0	0	33
12:15	0	0	0	0	0	0	16	7	2	2	0	0	27
12:30	0	0	0	0	0	0	24	5	4	1	0	1	35
12:45	0	0	0	0	0	0	24	13	4	1	0	0	42
N/TOT	0	0	0	0	0	0	86	33	13	4	0	1	137
13:00	0	0	0	0	0	0	15	8	2	0	0	0	25
13:15	0	0	0	0	0	0	15	4	0	1	0	0	20
13:30	0	0	0	0	0	0	8	4	4	4	0	0	20
13:45	0	0	0	0	0	0	23	9	2	0	0	0	34
N/TOT	0	0	0	0	0	0	61	24	8	5	0	0	98
14:00	0	0	0	0	0	0	14	7	3	1	0	0	25
14:15	0	0	0	0	0	0	11	7	3	1	0	0	22
14:30	0	0	0	0	0	0	19	12	2	1	0	0	34
14:45	0	0	0	0	0	0	32	6	4	2	0	0	44
N/TOT	0	0	0	0	0	0	76	30	11	6	0	0	123
15:00	0	0	0	0	0	0	24	4	3	0	0	1	32
15:15	0	0	0	0	0	0	11	5	1	3	0	0	20
15:30	0	0	0	0	0	0	22	12	1	1	0	2	38
15:45	0	0	0	0	0	0	19	10	3	0	0	0	32
N/TOT	0	0	0	0	0	0	76	31	8	4	0	3	122
16:00	0	0	0	0	0	0	27	7	3	0	0	0	37
16:15	0	0	0	0	0	0	23	10	1	0	0	0	34
16:30	0	0	0	0	0	0	29	11	1	2	0	1	44
16:45	0	0	0	0	0	0	27	6	4	0	0	0	37
N/TOT	0	0	0	0	0	0	106	34	9	2	0	1	152
17:00	0	0	0	0	0	0	26	10	1	0	0	0	37
17:15	0	0	0	0	0	0	19	8	1	0	0	0	28
17:30	0	0	0	0	0	0	16	3	3	2	0	0	24
17:45	0	0	0	0	0	0	21	3	3	2	0	0	29
N/TOT	0	0	0	0	0	0	82	35	6	2	0	1	126
18:00	0	0	0	0	0	0	24	8	3	0	0	0	35
18:15	0	0	0	0	0	0	22	8	2	1	0	0	33
18:30	0	0	0	0	0	0	21	8	5	3	0	0	37
18:45	0	0	0	0	0	0	19	5	1	0	0	0	25
N/TOT	0	0	0	0	0	0	86	24	11	4	0	2	127
P/TOT	0	0	0	0	0	0	849	329	105	52	0	10	1445

MANUAL CLASSIFIED COUNTS

JOB REF: 10520

JOB NAME: BAYNARD'S GREEN

SITE: 1

LOCATION: A43 (N) / B4100 (E) / A43 (S)

DATE: 23/06/2021

DAY: WEDNESDAY



TIME	D TO A						D TO B										
	CAR	LEV	OVV1	OVV2	PSV	MCL	PCL	TOT	CAR	LEV	OVV1	OVV2	PSV	MCL	PCL	TOT	
07:00	14	8	0	0	0	0	1	0	28	8	0	0	0	0	0	0	37
07:15	12	6	2	2	0	0	0	0	28	4	0	0	0	0	0	0	30
07:30	11	7	1	1	0	0	0	0	25	7	1	0	0	0	0	0	30
07:45	7	7	1	1	0	0	0	0	25	7	1	0	0	0	0	0	31
07:55	7	7	1	1	0	0	0	0	25	7	1	0	0	0	0	0	31
08:00	48	26	5	3	0	0	2	0	109	46	7	0	0	2	0	0	124
08:05	19	11	0	0	0	0	0	0	40	10	3	0	0	0	0	0	54
08:10	22	4	3	0	0	0	0	0	56	23	1	2	0	1	0	0	83
08:15	14	1	1	0	0	0	0	0	38	6	5	2	1	1	0	0	53
08:20	19	5	0	2	0	0	0	0	53	4	3	0	0	0	0	0	60
08:25	19	5	0	2	0	0	0	0	53	4	3	0	0	0	0	0	60
08:30	14	1	1	0	0	0	0	0	38	6	5	2	1	1	0	0	53
08:35	14	1	1	0	0	0	0	0	38	6	5	2	1	1	0	0	53
08:40	14	1	1	0	0	0	0	0	38	6	5	2	1	1	0	0	53
08:45	6	6	0	0	0	0	0	0	18	5	1	3	0	0	0	0	27
08:50	6	6	0	0	0	0	0	0	18	5	1	3	0	0	0	0	27
08:55	6	6	0	0	0	0	0	0	18	5	1	3	0	0	0	0	27
09:00	39	24	6	5	0	0	0	0	108	18	5	3	0	0	0	0	138
09:05	11	6	0	0	0	0	0	0	20	4	3	3	0	0	0	0	31
09:10	9	8	1	1	0	0	0	0	21	6	1	1	0	0	0	0	29
09:15	10	8	1	1	0	0	0	0	22	5	1	0	0	0	0	0	28
09:20	10	8	1	1	0	0	0	0	22	5	1	0	0	0	0	0	28
09:25	10	8	1	1	0	0	0	0	22	5	1	0	0	0	0	0	28
09:30	11	5	3	2	0	0	0	0	25	6	0	0	0	0	0	0	31
09:35	11	5	3	2	0	0	0	0	25	6	0	0	0	0	0	0	31
09:40	11	5	3	2	0	0	0	0	25	6	0	0	0	0	0	0	31
09:45	6	6	0	0	0	0	0	0	18	5	1	3	0	0	0	0	27
09:50	6	6	0	0	0	0	0	0	18	5	1	3	0	0	0	0	27
09:55	6	6	0	0	0	0	0	0	18	5	1	3	0	0	0	0	27
10:00	39	24	6	5	0	0	0	0	108	18	5	3	0	0	0	0	138
10:05	11	6	0	0	0	0	0	0	20	4	3	3	0	0	0	0	31
10:10	9	8	1	1	0	0	0	0	21	6	1	1	0	0	0	0	29
10:15	10	8	1	1	0	0	0	0	22	5	1	0	0	0	0	0	28
10:20	10	8	1	1	0	0	0	0	22	5	1	0	0	0	0	0	28
10:25	10	8	1	1	0	0	0	0	22	5	1	0	0	0	0	0	28
10:30	11	5	3	2	0	0	0	0	25	6	0	0	0	0	0	0	31
10:35	11	5	3	2	0	0	0	0	25	6	0	0	0	0	0	0	31
10:40	11	5	3	2	0	0	0	0	25	6	0	0	0	0	0	0	31
10:45	11	5	3	2	0	0	0	0	25	6	0	0	0	0	0	0	31
10:50	49	17	5	3	0	0	1	0	94	21	3	3	0	6	0	0	137
10:55	11	4	1	1	0	0	0	0	21	8	2	0	0	0	0	0	31
11:00	11	4	1	1	0	0	0	0	21	8	2	0	0	0	0	0	31
11:05	9	7	2	1	0	0	0	0	19	7	0	1	0	1	0	0	28
11:10	13	6	3	2	0	0	0	0	24	11	1	2	0	0	0	0	35
11:15	13	6	3	2	0	0	0	0	24	11	1	2	0	0	0	0	35
11:20	13	6	3	2	0	0	0	0	24	11	1	2	0	0	0	0	35
11:25	7	7	1	1	0	0	0	0	28	6	4	0	0	0	0	0	35
11:30	7	7	1	1	0	0	0	0	28	6	4	0	0	0	0	0	35
11:35	7	7	1	1	0	0	0	0	28	6	4	0	0	0	0	0	35
11:40	7	7	1	1	0	0	0	0	28	6	4	0	0	0	0	0	35
11:45	7	7	1	1	0	0	0	0	28	6	4	0	0	0	0	0	35
11:50	11	4	1	1	0	0	0	0	25	6	2	0	0	0	0	0	34
11:55	10	5	1	2	0	0	0	0	23	5	1	1	0	0	0	0	30
12:00	13	6	0	2	0	0	0	0	25	6	2	0	0	0	0	0	34
12:05	13	6	0	2	0	0	0	0	25	6	2	0	0	0	0	0	34
12:10	13	6	0	2	0	0	0	0	25	6	2	0	0	0	0	0	34
12:15	13	6	0	2	0	0	0	0	25	6	2	0	0	0	0	0	34
12:20	13	6	0	2	0	0	0	0	25	6	2	0	0	0	0	0	34
12:25	13	6	0	2	0	0	0	0	25	6	2	0	0	0	0	0	34
12:30	13	6	0	2	0	0	0	0	25	6	2	0	0	0	0	0	34
12:35	13	6	0	2	0	0	0	0	25	6	2	0	0	0	0	0	34
12:40	13	6	0	2	0	0	0	0	25	6	2	0	0	0	0	0	34
12:45	13	6	0	2	0	0	0	0	25	6	2	0	0	0	0	0	34
12:50	13	6	0	2	0	0	0	0	25	6	2	0	0	0	0	0	34
12:55	13	6	0	2	0	0	0	0	25	6	2	0	0	0	0	0	34
13:00	49	17	5	3	0	0	1	0	94	21	3	3	0	6	0	0	137
13:05	11	4	1	1	0	0	0	0	21	8	2	0	0	0	0	0	31
13:10	11	4	1	1	0	0	0	0	21	8	2	0	0	0	0	0	31
13:15	9	7	2	1	0	0	0	0	19	7	0	1	0	1	0	0	28
13:20	13	6	3	2	0	0	0	0	24	11	1	2	0	0	0	0	35
13:25	13	6	3	2	0	0	0	0	24	11	1	2	0	0	0	0	35
13:30	13	6	3	2	0	0	0	0	24	11	1	2	0	0	0	0	35
13:35	7	7	1	1	0	0	0	0	28	6	4	0	0	0	0	0	35
13:40	7	7	1	1	0	0	0	0	28	6	4	0	0	0	0	0	35
13:45	7	7	1	1	0	0	0	0	28	6	4	0	0	0	0	0	35
13:50	7	7	1	1	0	0	0	0	28	6	4	0	0	0	0	0	35
13:55	7	7	1	1	0	0	0	0	28	6	4	0	0	0	0	0	35
14:00	11	4	1	1	0	0	0	0	25	6	2	0	0	0	0	0	34
14:05	10	5	1	2	0	0	0	0	23	5	1	1	0	0	0	0	30
14:10	13	6	0	2	0	0	0	0	25	6	2	0	0	0	0	0	34
14:15	13	6	0	2	0	0	0	0	25	6	2	0	0	0	0	0	34
14:20	13	6	0	2	0	0	0	0	25	6	2	0	0	0	0	0	34
14:25	13	6	0	2	0	0	0	0	25	6	2	0	0	0	0	0	34
14:30	13	6	0	2	0	0	0	0	25	6	2	0	0	0	0	0	34
14:35	13	6	0														

MANUAL CLASSIFIED COUNTS

JOB REF: 10520

JOB NAME: BAYNARD'S GREEN

SITE: 1

LOCATION: A43 (N) / B4100 (E) / A43 (S)

DATE: 23/06/2021

DAY: WEDNESDAY



TIME	D TO C						D TO E									
	GM	LEV	OVH1	OVH2	PSV	MCL	PCL	TOT	GM	LEV	OVH1	OVH2	PSV	MCL	PCL	TOT
07:00	22	14	2	0	0	0	0	40	1	0	1	0	0	0	0	2
07:15	24	4	1	0	0	1	0	7	2	0	1	0	0	0	0	3
07:30	27	6	2	0	0	0	0	16	3	1	1	0	0	0	0	5
07:45	27	16	2	0	0	0	0	45	3	1	1	0	0	0	0	5
N/TOT	100	50	6	2	0	1	0	168	6	3	2	1	0	0	0	12
08:00	35	13	2	3	0	1	0	53	0	0	1	0	0	0	0	1
08:15	26	2	3	0	0	0	0	31	4	2	0	0	0	0	0	6
08:30	32	13	1	0	0	0	0	46	2	1	0	0	0	0	0	3
08:45	23	9	0	1	0	0	0	33	0	2	0	0	0	0	0	2
N/TOT	119	37	6	4	0	0	0	163	6	5	1	0	0	0	0	12
09:00	25	7	6	2	0	0	0	40	2	2	0	0	0	0	0	4
09:15	21	9	1	1	0	1	0	33	1	3	1	0	0	0	0	5
09:30	19	4	1	2	0	2	0	28	4	2	0	0	0	0	0	6
09:45	23	6	3	0	0	0	0	32	1	1	0	0	0	0	0	2
N/TOT	88	26	11	5	0	3	0	133	8	8	1	0	0	0	0	17
10:00	23	5	4	3	0	0	0	35	3	3	0	0	0	0	0	6
10:15	18	6	2	2	0	0	0	28	3	1	0	0	0	0	0	4
10:30	16	2	1	1	0	0	0	20	4	2	1	0	0	0	0	7
10:45	19	4	1	2	0	1	0	23	1	0	0	0	0	0	0	3
N/TOT	75	17	8	7	0	1	0	109	12	6	2	0	0	0	0	18
11:00	16	8	2	1	0	0	0	22	2	0	0	0	0	0	0	2
11:15	16	6	2	1	0	0	0	28	1	1	0	0	0	0	0	2
11:30	19	6	3	1	0	0	0	29	3	0	0	0	0	0	0	3
11:45	18	5	4	2	0	1	0	30	3	0	1	0	0	0	0	4
N/TOT	69	23	11	5	0	1	0	109	9	1	1	0	0	0	0	11
12:00	9	3	1	1	0	0	0	14	3	1	1	0	0	0	0	5
12:15	14	5	2	0	0	0	0	21	4	1	1	0	0	0	0	6
12:30	24	8	4	0	0	0	0	36	3	3	1	0	0	0	0	7
12:45	25	6	0	0	0	0	0	31	4	3	0	0	0	0	0	7
N/TOT	72	22	7	1	0	0	0	102	14	8	3	0	0	0	0	25
13:00	20	9	3	0	0	0	0	32	9	2	0	0	0	0	0	11
13:15	13	2	0	1	0	0	0	16	3	0	0	0	0	0	0	3
13:30	19	0	2	0	0	0	0	21	6	2	0	0	0	0	0	8
13:45	17	3	2	4	0	0	0	29	2	1	0	0	0	0	0	3
N/TOT	69	15	7	7	0	0	0	97	20	3	0	0	0	0	0	32
14:00	18	5	2	1	0	0	0	27	2	1	0	0	0	0	0	3
14:15	17	11	0	1	0	3	0	32	4	1	0	0	0	0	0	6
14:30	21	10	1	0	0	0	0	32	1	0	0	0	0	0	0	1
14:45	12	9	2	1	0	0	0	24	6	1	0	0	0	0	0	7
N/TOT	68	35	5	3	0	4	0	115	16	4	0	0	0	0	0	20
15:00	17	13	3	0	0	0	0	33	3	0	0	1	0	0	0	4
15:15	11	4	4	1	0	0	0	20	1	3	1	0	0	0	0	5
15:30	25	10	4	1	0	1	0	41	5	1	0	0	0	0	0	6
15:45	23	3	2	0	0	1	0	29	1	1	0	0	0	0	0	2
N/TOT	76	30	13	2	0	2	0	123	10	5	1	1	0	0	0	17
16:00	21	13	2	2	0	0	0	38	5	0	0	0	0	0	0	5
16:15	27	11	1	1	0	0	0	40	4	2	0	0	0	0	0	6
16:30	19	8	2	0	0	0	0	29	3	1	0	0	0	0	0	4
16:45	24	3	1	0	0	1	0	29	6	0	0	0	0	0	0	6
N/TOT	91	35	6	3	0	1	0	136	18	3	0	0	0	0	0	21
17:00	24	5	2	0	0	0	0	31	6	1	0	0	0	0	0	7
17:15	26	2	1	0	0	0	0	30	2	0	0	0	0	0	0	2
17:30	11	1	0	0	0	0	0	14	3	0	0	0	0	0	0	4
17:45	10	4	0	0	0	0	0	24	3	0	0	0	0	1	0	4
N/TOT	91	13	3	1	0	1	0	109	15	1	0	0	0	0	1	17
18:00	16	6	1	0	0	0	0	23	5	0	0	0	0	0	0	5
18:15	14	4	1	1	0	0	0	20	3	0	0	0	0	0	0	3
18:30	13	2	0	0	0	0	0	15	2	1	0	0	0	0	0	3
18:45	9	4	3	1	0	0	0	17	1	1	0	0	1	0	0	3
N/TOT	52	16	5	2	0	0	0	75	11	2	0	0	1	0	0	14
P/TOT	903	329	88	40	0	14	0	1436	145	51	10	3	0	1	0	210

MANUAL CLASSIFIED COUNTS

JOB REF: 10520

JOB NAME: BAYNARD'S GREEN

SITE: 1

LOCATION: A43 (N) / B4100(E) / A43 (S)

DATE: 23/06/2021

DAY: WEDNESDAY



TIME	TO W/TA A						FROM W/TA A							
	GM	LEV	OVH1	OVH2	PSV	MCL	GM	LEV	OVH1	OVH2	PSV	MCL	PCL	TOT
07:00	179	55	8	40	1	1	284	35	31	1	0	0	0	417
07:15	181	53	10	31	1	2	286	33	31	0	5	0	0	430
07:30	182	50	12	21	1	3	287	32	31	0	4	0	0	432
07:45	233	50	17	33	0	3	325	27	41	0	4	0	0	435
<b>N/TOT</b>	<b>284</b>	<b>208</b>	<b>61</b>	<b>126</b>	<b>2</b>	<b>6</b>	<b>1200</b>							<b>3758</b>
08:00	275	55	19	33	3	2	385	31	46	1	1	0	0	465
08:15	262	42	23	52	1	0	380	38	27	1	2	0	0	402
08:30	201	34	19	30	1	0	230	49	27	0	0	0	0	341
08:45	195	44	12	39	1	0	291	77	38	1	2	0	0	418
<b>N/TOT</b>	<b>933</b>	<b>175</b>	<b>73</b>	<b>154</b>	<b>4</b>	<b>2</b>	<b>1342</b>	<b>278</b>	<b>138</b>	<b>159</b>	<b>4</b>	<b>5</b>	<b>0</b>	<b>1606</b>
09:00	166	40	15	34	1	2	258	64	18	56	0	2	0	383
09:15	124	49	19	37	1	0	230	49	27	0	0	0	0	341
09:30	159	40	25	56	1	5	286	53	23	44	2	2	0	318
09:45	158	59	26	42	1	0	286	47	19	32	1	1	0	387
<b>N/TOT</b>	<b>607</b>	<b>188</b>	<b>85</b>	<b>169</b>	<b>4</b>	<b>7</b>	<b>1000</b>	<b>213</b>	<b>87</b>	<b>175</b>	<b>5</b>	<b>5</b>	<b>0</b>	<b>1309</b>
10:00	149	44	23	36	0	1	253	48	17	36	0	2	0	278
10:15	180	55	22	41	0	3	301	40	26	27	0	0	0	399
10:30	178	56	16	46	0	0	293	39	22	53	0	3	0	346
10:45	188	55	25	42	1	2	317	39	22	53	0	3	0	346
<b>N/TOT</b>	<b>688</b>	<b>208</b>	<b>75</b>	<b>170</b>	<b>1</b>	<b>2</b>	<b>1174</b>	<b>159</b>	<b>85</b>	<b>178</b>	<b>2</b>	<b>8</b>	<b>0</b>	<b>1574</b>
11:00	162	46	30	41	0	0	264	48	14	48	0	0	0	338
11:15	201	45	17	36	0	1	302	42	25	35	1	0	0	392
11:30	197	48	26	42	1	0	317	37	18	36	1	2	0	388
11:45	189	49	27	36	1	1	303	41	19	44	1	1	0	379
<b>N/TOT</b>	<b>759</b>	<b>182</b>	<b>103</b>	<b>157</b>	<b>2</b>	<b>2</b>	<b>1195</b>	<b>168</b>	<b>71</b>	<b>163</b>	<b>3</b>	<b>3</b>	<b>0</b>	<b>1446</b>
12:00	140	44	18	33	1	0	236	42	22	33	0	0	0	282
12:15	191	41	17	39	1	1	290	40	23	36	2	3	0	370
12:30	189	53	26	39	2	2	311	37	15	42	0	2	0	301
12:45	178	51	28	48	2	3	310	47	21	44	1	2	0	398
<b>N/TOT</b>	<b>688</b>	<b>189</b>	<b>89</b>	<b>159</b>	<b>6</b>	<b>6</b>	<b>1147</b>	<b>166</b>	<b>81</b>	<b>155</b>	<b>3</b>	<b>8</b>	<b>0</b>	<b>1331</b>
13:00	187	65	39	30	1	2	324	37	13	43	1	0	0	360
13:15	195	79	26	45	1	1	347	48	20	36	1	1	0	349
13:30	205	72	34	42	1	1	355	50	22	35	0	1	0	374
13:45	178	54	21	42	2	0	297	49	17	47	1	2	0	346
<b>N/TOT</b>	<b>767</b>	<b>270</b>	<b>130</b>	<b>159</b>	<b>5</b>	<b>1</b>	<b>1323</b>	<b>172</b>	<b>52</b>	<b>161</b>	<b>3</b>	<b>6</b>	<b>0</b>	<b>1543</b>
14:00	182	57	24	35	0	1	350	42	11	33	0	0	0	342
14:15	217	58	40	45	0	1	350	46	11	33	1	0	0	369
14:30	160	56	16	36	0	1	301	46	11	33	0	4	0	308
14:45	195	87	20	31	0	2	335	56	22	30	1	1	1	305
<b>N/TOT</b>	<b>784</b>	<b>260</b>	<b>107</b>	<b>146</b>	<b>2</b>	<b>6</b>	<b>1305</b>	<b>185</b>	<b>71</b>	<b>131</b>	<b>2</b>	<b>5</b>	<b>1</b>	<b>1174</b>
15:00	198	74	15	38	2	1	328	48	17	34	0	4	0	380
15:15	231	73	17	33	0	1	355	43	14	34	1	0	0	399
15:30	214	77	24	27	0	3	345	45	16	38	0	6	0	376
15:45	238	81	15	33	0	3	370	52	14	37	0	3	0	412
<b>N/TOT</b>	<b>881</b>	<b>305</b>	<b>71</b>	<b>131</b>	<b>2</b>	<b>8</b>	<b>1398</b>	<b>188</b>	<b>61</b>	<b>143</b>	<b>1</b>	<b>13</b>	<b>0</b>	<b>1167</b>
16:00	276	110	24	29	2	3	444	35	7	26	0	4	0	501
16:15	267	93	21	28	0	2	411	53	15	31	1	0	0	534
16:30	289	97	22	41	0	0	449	61	28	31	1	1	0	591
16:45	248	108	23	38	0	1	458	38	14	28	3	0	0	551
<b>N/TOT</b>	<b>1120</b>	<b>408</b>	<b>90</b>	<b>136</b>	<b>2</b>	<b>6</b>	<b>1762</b>	<b>387</b>	<b>64</b>	<b>118</b>	<b>7</b>	<b>5</b>	<b>0</b>	<b>1378</b>
17:00	159	85	18	30	2	3	477	50	10	28	0	2	0	412
17:15	154	74	21	34	1	1	465	46	9	29	0	0	0	505
17:30	176	79	18	31	1	2	452	53	7	28	1	0	0	524
17:45	240	69	14	31	2	3	452	56	24	8	28	1	0	551
<b>N/TOT</b>	<b>1351</b>	<b>306</b>	<b>71</b>	<b>126</b>	<b>6</b>	<b>12</b>	<b>1872</b>	<b>168</b>	<b>31</b>	<b>108</b>	<b>3</b>	<b>5</b>	<b>0</b>	<b>1644</b>
18:00	188	64	16	45	0	3	466	22	10	30	2	1	0	508
18:15	288	47	13	23	1	3	374	33	4	26	0	3	0	391
18:30	271	45	7	22	1	1	347	34	6	22	1	2	0	349
18:45	238	34	14	43	0	0	329	18	6	23	0	0	0	302
<b>N/TOT</b>	<b>1135</b>	<b>190</b>	<b>49</b>	<b>133</b>	<b>2</b>	<b>7</b>	<b>1624</b>	<b>107</b>	<b>26</b>	<b>101</b>	<b>3</b>	<b>6</b>	<b>0</b>	<b>1050</b>
<b>P/TOT</b>	<b>10457</b>	<b>2851</b>	<b>1005</b>	<b>17616</b>	<b>38</b>	<b>75</b>	<b>1</b>	<b>24274</b>	<b>914</b>	<b>1704</b>	<b>37</b>	<b>75</b>	<b>1</b>	<b>13360</b>

MANUAL CLASSIFIED COUNTS

JOB REF: 10520

JOB NAME: BAYNARDS GREEN

SITE: 1

LOCATION: A43 (N) / B4100 (E) / A43 (S)

DATE: 23/06/2021

DAY: WEDNESDAY



TIME	TO JAMB 8 B4100 (E)						FROM JAMB 8 B4100 (E)									
	CAR	LEV	OVH1	OVH2	PSV	PCL	TOT	CAR	LEV	OVH1	OVH2	PSV	PCL	TOT		
07:00	118	46	5	3	1	1	0	176	38	16	0	2	2	0	80	
07:15	148	45	9	4	0	1	0	196	20	4	2	3	0	0	113	
07:30	148	49	5	4	0	0	0	113	84	20	4	2	1	0	113	
07:45	185	33	5	4	0	0	0	227	74	27	4	2	1	0	104	
N/TOT	566	181	23	15	1	3	0	832	312	86	16	7	6	0	433	
08:00	126	31	8	4	1	1	0	171	88	14	6	5	0	0	114	
08:15	147	52	6	8	0	3	0	216	109	20	4	2	1	0	136	
08:30	137	24	10	4	1	1	0	177	100	10	3	4	0	0	117	
08:45	135	16	7	9	0	0	0	167	78	15	4	5	1	0	103	
N/TOT	545	123	31	25	2	5	0	731	376	59	17	16	2	0	470	
09:00	100	15	6	4	1	0	0	126	55	18	2	4	0	1	80	
09:15	102	14	7	3	3	0	0	129	57	12	3	4	2	0	78	
09:30	78	24	3	5	0	1	0	111	55	24	10	3	0	1	93	
09:45	72	21	2	4	0	0	0	99	44	16	3	6	1	0	70	
N/TOT	352	74	18	16	4	1	0	465	211	70	18	17	3	2	322	
10:00	61	13	4	4	0	2	1	85	43	13	4	2	0	1	63	
10:15	71	13	7	3	0	0	0	94	60	17	5	3	0	1	86	
10:30	83	12	4	5	0	1	0	105	54	17	3	6	0	1	81	
10:45	52	27	3	3	0	0	0	75	35	13	2	2	0	0	61	
N/TOT	252	42	18	15	0	4	0	329	202	53	15	12	0	0	308	
11:00	86	21	14	8	0	5	0	120	43	19	6	4	0	1	66	
11:15	76	18	6	5	1	0	0	106	63	14	6	4	0	1	88	
11:30	72	20	10	3	0	0	0	105	51	18	4	4	0	1	78	
11:45	51	27	6	3	0	1	0	88	56	12	8	3	1	0	80	
N/TOT	285	86	27	14	1	6	0	419	213	57	24	14	1	3	312	
12:00	68	17	6	4	0	3	0	98	50	20	5	3	0	0	84	
12:15	60	13	3	2	1	3	0	82	61	11	1	3	0	0	76	
12:30	67	19	5	4	0	1	0	96	66	16	5	2	0	1	90	
12:45	64	21	7	6	0	2	0	100	45	16	5	2	1	0	70	
N/TOT	259	70	21	16	1	9	0	376	222	63	16	16	1	2	320	
13:00	59	18	8	5	0	0	0	90	61	18	10	2	0	2	93	
13:15	76	15	2	2	0	1	0	96	76	20	8	7	0	3	114	
13:30	61	22	8	4	0	0	0	95	87	18	4	2	2	0	113	
13:45	57	17	6	3	1	1	0	83	65	13	3	1	6	0	88	
N/TOT	253	72	24	12	1	2	0	324	229	59	23	17	2	3	319	
14:00	75	14	4	3	1	1	0	104	65	17	5	3	1	0	119	
14:15	75	20	4	3	1	0	0	103	65	17	5	3	1	0	119	
14:30	61	17	2	1	0	2	0	83	71	19	4	3	1	0	99	
14:45	78	21	3	2	1	0	1	106	80	19	3	4	0	2	108	
N/TOT	286	72	15	11	2	3	1	390	319	76	21	19	5	5	445	
15:00	77	18	8	2	0	4	0	109	74	33	4	1	2	0	114	
15:15	90	14	4	0	0	0	0	108	93	26	2	4	2	1	128	
15:30	78	21	5	2	3	0	0	109	98	34	4	2	1	1	140	
15:45	84	15	2	3	2	0	0	106	80	24	6	2	2	0	114	
N/TOT	329	68	19	7	5	4	0	432	345	117	16	9	5	4	496	
16:00	96	17	2	4	2	2	0	123	96	37	2	2	0	0	137	
16:15	98	26	5	3	3	1	0	136	125	26	5	1	0	1	158	
16:30	108	22	8	0	0	2	0	140	111	31	5	1	1	1	150	
16:45	117	14	0	1	1	0	0	133	144	22	4	1	1	0	171	
N/TOT	419	79	15	8	6	3	0	532	476	118	16	5	3	2	618	
17:00	121	13	1	1	0	1	0	137	130	19	3	3	0	4	160	
17:15	119	11	4	2	0	1	0	137	155	22	2	2	1	2	188	
17:30	114	17	2	3	1	0	0	131	106	26	1	0	0	0	138	
17:45	108	9	2	3	1	0	0	121	143	13	1	0	2	0	159	
N/TOT	462	60	10	7	2	2	0	528	564	75	9	11	2	9	702	
18:00	103	8	3	1	2	4	0	122	119	17	4	0	0	1	141	
18:15	87	11	1	7	0	1	0	107	128	24	2	2	1	0	157	
18:30	77	11	2	2	0	1	0	93	93	12	0	2	1	2	110	
18:45	56	5	2	1	0	0	0	64	88	9	1	2	0	0	100	
N/TOT	323	36	8	11	2	6	0	386	428	62	7	6	2	3	508	
P/TOT	4364	976	235	161	27	55	2	5812	3984	910	198	155	30	44	2	5333

MANUAL CLASSIFIED COUNTS

JOB REF: 10520

JOB NAME: BAYNARD'S GREEN

SITE: 1

LOCATION: A43 (N) / B4100(E) / A43 (S)



DATE: 23/06/2021

DAY: WEDNESDAY

TIME	TO JMW C						FROM JMW C							
	CAR	LOW	OVW1	OVW2	PSV	PCL	TOT	CAR	LOW	OVW1	OVW2	PSV	PCL	TOT
07:00	211	111	33	29	0	0	384	181	74	12	45	0	0	312
07:15	214	101	21	42	0	6	384	185	64	10	32	1	3	309
07:30	207	70	11	42	0	0	330	185	64	11	32	0	0	309
07:45	213	86	33	46	0	4	376	247	51	18	32	0	7	350
N/TOT	605	371	118	141	0	13	1547	399	248	62	135	1	7	1325
08:00	232	63	31	49	0	0	376	262	56	22	33	1	2	376
08:15	206	41	37	35	0	1	340	251	50	20	54	1	0	377
08:30	237	75	32	29	1	0	374	202	41	20	32	1	0	296
08:45	199	72	25	38	1	1	336	186	49	15	41	0	0	291
N/TOT	804	251	125	151	2	3	1426	601	198	77	160	3	3	1340
09:00	207	56	23	58	0	0	345	171	41	16	38	1	1	268
09:15	185	55	24	44	1	1	310	135	59	20	35	0	0	248
09:30	167	47	25	43	2	3	287	167	41	24	56	1	4	293
09:45	165	39	21	32	1	1	259	169	54	28	42	0	0	293
N/TOT	724	197	93	177	4	6	3201	640	195	88	171	2	5	3103
10:00	179	43	21	39	0	0	282	148	37	21	40	0	0	246
10:15	196	44	24	27	0	0	291	185	48	23	39	0	2	297
10:30	202	42	19	50	0	2	315	184	62	21	48	0	0	315
10:45	158	40	16	18	1	0	233	182	58	25	35	1	4	265
N/TOT	697	169	74	124	1	3	1120	629	204	99	155	5	11	1165
11:00	151	42	14	42	0	0	249	146	48	36	44	0	0	284
11:15	174	45	26	36	0	0	281	200	49	21	39	0	0	310
11:30	182	42	18	36	1	2	281	186	53	35	40	1	0	315
11:45	185	38	21	43	1	2	290	180	59	26	37	0	1	303
N/TOT	692	168	79	164	2	4	1109	727	210	112	160	1	2	1222
12:00	153	40	21	35	0	0	247	148	47	19	30	1	0	245
12:15	152	38	25	35	1	3	254	177	45	20	39	1	1	283
12:30	156	41	18	38	0	2	295	185	56	31	39	2	3	316
12:45	178	45	18	42	1	1	285	186	56	29	48	1	1	321
N/TOT	677	164	82	150	2	6	1081	696	204	99	155	5	5	1165
13:00	165	41	16	39	1	0	262	184	69	36	29	1	1	300
13:15	186	45	22	37	1	0	241	186	71	22	40	1	0	300
13:30	157	47	18	31	0	1	254	177	66	35	42	1	1	312
13:45	131	39	19	30	0	1	240	172	57	24	39	2	0	291
N/TOT	584	172	73	137	2	2	870	629	204	117	119	5	2	1023
14:00	141	44	17	37	0	0	240	145	63	35	42	1	1	282
14:15	166	45	15	31	0	3	250	187	63	46	41	0	1	313
14:30	182	52	13	49	0	2	297	182	64	17	33	0	1	297
14:45	177	51	25	31	0	1	285	186	78	22	30	0	0	317
N/TOT	656	192	69	148	0	7	1072	720	217	104	139	2	3	1225
15:00	171	58	16	33	0	2	280	195	67	18	35	1	2	318
15:15	172	40	16	34	1	0	263	207	66	19	32	0	0	324
15:30	166	54	20	35	0	7	282	184	78	24	26	0	5	317
15:45	196	49	16	35	0	3	299	227	71	15	31	0	2	348
N/TOT	705	201	68	127	1	12	1124	813	284	77	124	1	9	1308
16:00	214	48	8	28	0	4	302	265	92	26	30	3	3	419
16:15	234	54	12	30	1	0	331	251	85	18	28	0	2	384
16:30	246	60	25	32	2	0	365	256	84	22	42	0	1	405
16:45	244	37	12	29	4	1	337	273	101	25	36	0	0	435
N/TOT	948	399	57	119	7	3	1335	1005	362	91	116	3	6	1543
17:00	255	54	10	26	0	4	389	298	89	15	28	2	1	433
17:15	183	47	8	32	0	0	308	311	72	20	35	0	1	409
17:30	171	40	6	26	0	0	280	175	62	10	20	0	0	263
17:45	210	32	6	26	0	0	300	215	45	16	33	2	3	409
N/TOT	1005	373	32	104	3	6	1351	1158	397	71	125	4	10	1505
18:00	223	26	10	29	0	0	288	319	60	18	46	0	3	446
18:15	217	33	6	26	0	2	284	264	40	13	27	1	5	350
18:30	168	29	5	23	1	2	228	252	49	12	26	0	2	341
18:45	242	20	9	25	0	0	196	221	38	15	41	0	0	315
N/TOT	750	108	30	103	1	4	1996	1056	187	58	140	1	10	2452
P/TOT	9308	2365	908	1695	23	70	14369	10013	2911	1049	1763	29	68	14833

MANUAL CLASSIFIED COUNTS

JOB REF: 10520

JOB NAME: BAYNARDS GREEN

SITE: 1

LOCATION: A43 (N) / B4100 (E) / A43 (S)



DATE: 23/06/2021

DAY: WEDNESDAY

TIME	TO-RPM 0						FROM-RPM 0									
	GAR	LEV	OVV1	OVV2	PSV	MCL	PCL	TOT	GAR	LEV	OVV1	OVV2	PSV	MCL	PCL	TOT
07:00	48	36	6	4	1	2	0	0	65	30	3	2	0	2	0	102
07:15	38	35	4	2	3	2	0	0	55	39	7	3	0	1	0	142
07:30	31	36	4	0	1	2	0	0	66	39	5	1	0	1	0	142
07:45	65	35	4	0	1	0	0	102	104	31	5	1	0	1	0	144
<b>N/TOT</b>	<b>222</b>	<b>1326</b>	<b>18</b>	<b>5</b>	<b>5</b>	<b>5</b>	<b>0</b>	<b>384</b>	<b>563</b>	<b>136</b>	<b>20</b>	<b>6</b>	<b>0</b>	<b>5</b>	<b>0</b>	<b>530</b>
08:00	67	26	7	1	0	0	0	101	84	34	6	3	0	1	0	158
08:15	84	27	5	1	1	0	0	128	108	31	7	2	0	1	1	149
08:30	88	16	7	2	0	0	0	113	86	21	7	2	1	1	1	119
08:45	73	21	7	2	1	1	0	105	95	20	3	3	0	0	0	121
<b>N/TOT</b>	<b>322</b>	<b>90</b>	<b>26</b>	<b>6</b>	<b>2</b>	<b>1</b>	<b>0</b>	<b>447</b>	<b>383</b>	<b>108</b>	<b>23</b>	<b>10</b>	<b>1</b>	<b>3</b>	<b>1</b>	<b>537</b>
09:00	56	30	1	5	0	1	0	93	80	18	9	3	1	0	0	111
09:15	60	24	5	2	1	0	0	92	59	22	5	4	2	1	0	93
09:30	68	25	9	4	0	0	0	106	56	18	5	5	0	2	0	86
09:45	53	16	5	5	0	0	0	79	48	18	4	3	0	0	0	73
<b>N/TOT</b>	<b>237</b>	<b>95</b>	<b>20</b>	<b>16</b>	<b>1</b>	<b>1</b>	<b>0</b>	<b>370</b>	<b>243</b>	<b>76</b>	<b>23</b>	<b>15</b>	<b>3</b>	<b>3</b>	<b>0</b>	<b>363</b>
10:00	34	16	1	5	0	0	0	56	57	18	7	6	0	0	1	89
10:15	55	14	5	2	0	0	0	76	51	21	4	4	0	0	0	80
10:30	61	20	11	6	0	1	0	99	52	12	4	2	0	0	0	70
10:45	52	13	5	1	1	0	0	73	52	12	4	2	0	0	0	70
<b>N/TOT</b>	<b>252</b>	<b>63</b>	<b>14</b>	<b>11</b>	<b>1</b>	<b>1</b>	<b>0</b>	<b>324</b>	<b>324</b>	<b>18</b>	<b>16</b>	<b>13</b>	<b>0</b>	<b>1</b>	<b>1</b>	<b>319</b>
11:00	56	19	2	4	0	1	0	84	64	12	3	3	0	0	0	85
11:15	67	17	3	4	0	1	0	92	63	20	3	7	0	0	0	93
11:30	44	14	6	2	0	1	0	67	64	16	6	3	0	0	0	89
11:45	42	12	7	6	0	0	0	67	58	14	8	4	0	2	0	86
<b>N/TOT</b>	<b>209</b>	<b>61</b>	<b>20</b>	<b>17</b>	<b>0</b>	<b>3</b>	<b>0</b>	<b>310</b>	<b>249</b>	<b>62</b>	<b>20</b>	<b>15</b>	<b>0</b>	<b>7</b>	<b>0</b>	<b>353</b>
12:00	66	19	6	3	0	0	0	94	43	11	5	3	0	2	0	64
12:15	56	14	4	3	0	0	0	77	55	10	5	1	0	3	0	74
12:30	69	17	7	2	0	1	0	96	65	21	5	0	0	0	0	91
12:45	60	28	5	1	0	0	0	94	66	26	3	3	0	2	0	100
<b>N/TOT</b>	<b>251</b>	<b>78</b>	<b>22</b>	<b>9</b>	<b>0</b>	<b>1</b>	<b>0</b>	<b>361</b>	<b>279</b>	<b>68</b>	<b>18</b>	<b>7</b>	<b>0</b>	<b>7</b>	<b>0</b>	<b>329</b>
13:00	61	23	2	1	0	1	0	88	61	23	6	1	0	0	0	91
13:15	61	16	2	2	0	3	0	84	63	16	2	3	0	1	0	85
13:30	66	12	7	6	2	0	0	93	59	19	6	4	0	0	0	88
13:45	24	19	3	3	0	1	0	60	44	19	7	7	0	0	1	78
<b>N/TOT</b>	<b>238</b>	<b>70</b>	<b>18</b>	<b>12</b>	<b>2</b>	<b>2</b>	<b>0</b>	<b>325</b>	<b>277</b>	<b>72</b>	<b>21</b>	<b>15</b>	<b>0</b>	<b>2</b>	<b>0</b>	<b>328</b>
14:00	67	11	4	4	1	0	0	86	60	24	9	3	0	0	0	87
14:15	87	21	6	3	1	0	0	96	58	24	3	1	0	0	0	81
14:30	68	23	6	5	1	1	0	104	55	21	2	3	0	0	0	81
14:45	76	19	5	3	1	0	0	104	66	24	6	3	1	0	0	100
<b>N/TOT</b>	<b>269</b>	<b>76</b>	<b>27</b>	<b>15</b>	<b>6</b>	<b>2</b>	<b>0</b>	<b>385</b>	<b>329</b>	<b>82</b>	<b>20</b>	<b>11</b>	<b>1</b>	<b>5</b>	<b>0</b>	<b>358</b>
15:00	66	18	7	1	1	1	0	94	66	20	7	4	0	2	0	99
15:15	71	27	5	5	2	1	0	111	57	19	7	2	0	1	0	86
15:30	73	30	4	5	1	3	0	116	78	25	9	3	3	1	0	119
15:45	69	17	7	2	0	2	0	97	74	13	4	3	2	1	0	97
<b>N/TOT</b>	<b>279</b>	<b>92</b>	<b>23</b>	<b>13</b>	<b>4</b>	<b>7</b>	<b>0</b>	<b>418</b>	<b>375</b>	<b>77</b>	<b>27</b>	<b>12</b>	<b>5</b>	<b>5</b>	<b>0</b>	<b>401</b>
16:00	87	22	5	1	0	0	0	115	83	33	4	4	1	2	0	137
16:15	94	22	4	0	0	1	0	121	83	31	4	1	3	1	0	123
16:30	75	24	5	2	0	2	0	108	82	27	5	1	0	1	0	116
16:45	100	16	10	0	0	0	0	126	74	14	2	3	0	2	0	95
<b>N/TOT</b>	<b>358</b>	<b>84</b>	<b>24</b>	<b>3</b>	<b>0</b>	<b>3</b>	<b>0</b>	<b>470</b>	<b>322</b>	<b>105</b>	<b>35</b>	<b>9</b>	<b>4</b>	<b>6</b>	<b>0</b>	<b>461</b>
17:00	98	18	3	2	0	0	0	122	103	12	4	0	0	1	0	120
17:15	77	15	1	0	0	2	1	117	97	13	6	1	0	1	0	108
17:30	114	9	3	0	0	3	0	136	75	9	0	1	0	1	0	81
17:45	59	12	3	2	0	0	0	116	76	9	0	1	0	0	0	81
<b>N/TOT</b>	<b>408</b>	<b>54</b>	<b>8</b>	<b>5</b>	<b>0</b>	<b>7</b>	<b>2</b>	<b>484</b>	<b>335</b>	<b>48</b>	<b>10</b>	<b>3</b>	<b>0</b>	<b>8</b>	<b>0</b>	<b>404</b>
18:00	83	16	5	1	0	0	0	105	66	16	2	0	0	2	0	86
18:15	88	15	2	1	1	2	0	109	63	9	2	2	0	0	0	76
18:30	72	22	5	4	0	2	0	105	59	12	1	1	0	0	0	73
18:45	73	13	1	1	0	0	0	88	45	7	4	4	0	0	0	60
<b>N/TOT</b>	<b>316</b>	<b>66</b>	<b>13</b>	<b>7</b>	<b>1</b>	<b>4</b>	<b>0</b>	<b>407</b>	<b>312</b>	<b>44</b>	<b>9</b>	<b>7</b>	<b>0</b>	<b>2</b>	<b>0</b>	<b>395</b>
<b>P/TOT</b>	<b>3001</b>	<b>960</b>	<b>238</b>	<b>135</b>	<b>22</b>	<b>40</b>	<b>2</b>	<b>4695</b>	<b>3312</b>	<b>950</b>	<b>225</b>	<b>125</b>	<b>14</b>	<b>54</b>	<b>2</b>	<b>4682</b>



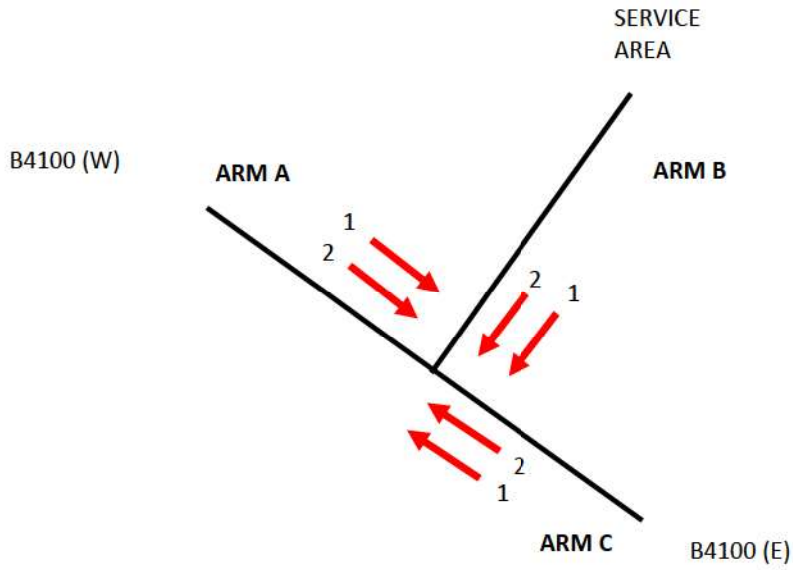

SITE: 2



DATE: 23/06/2021

LOCATION: B4100 / SERVICE AREA

DAY: WEDNESDAY



JOB TITLE: BAYNARDS GREEN

JOB NUMBER: 10520

# QUEUE LENGTHS

JOB REF: 10520

JOB NAME: BAYNARDS GREEN

SITE: 1

LOCATION: B4100 (W) / SERVICE AREA / B4100 (E)

NOTE: Queue Lengths recorded by the maximum number of vehicles queuing at each 5-minute interval, by lane

DATE: 23/06/2021

DAY: WEDNESDAY



TIME	ARM A B4100 (W)		ARM B SERVICE AREA		ARM C B4100 (E)	
	LANE 1	LANE 2	LANE 1	LANE 2	LANE 1	LANE 2
07:00	0	0	2	0	0	0
07:05	0	0	1	0	0	2
07:10	0	0	3	0	0	2
07:15	0	0	5	0	0	1
07:20	4	0	5	0	0	1
07:25	0	0	3	0	0	2
07:30	0	0	3	0	0	0
07:35	0	0	2	0	0	1
07:40	0	0	1	0	0	2
07:45	0	0	3	0	0	1
07:50	2	0	2	0	0	1
07:55	0	0	2	0	0	0
08:00	1	0	1	0	0	1
08:05	0	0	1	0	0	0
08:10	11	0	3	0	0	1
08:15	4	2	3	0	0	1
08:20	10	1	4	0	0	1
08:25	7	1	2	0	0	2
08:30	9	0	4	0	0	2
08:35	0	0	2	0	0	2
08:40	0	0	2	0	0	1
08:45	0	0	1	1	0	2
08:50	0	0	1	1	0	1
08:55	0	0	1	0	0	1
09:00	0	0	2	0	0	1
09:05	0	0	1	1	0	2
09:10	2	0	2	0	0	2
09:15	0	0	0	0	0	0
09:20	0	0	2	0	0	0
09:25	0	0	2	0	0	3
09:30	0	0	1	0	0	0

TIME	ARM A B4100 (W)		ARM B SERVICE AREA		ARM C B4100 (E)	
	LANE 1	LANE 2	LANE 1	LANE 2	LANE 1	LANE 2
16:00	5	0	6	0	0	2
16:05	11	0	5	0	0	1
16:10	13	0	4	0	0	0
16:15	4	0	2	0	0	2
16:20	6	0	3	0	0	0
16:25	4	0	2	0	0	0
16:30	0	0	2	0	0	0
16:35	0	0	3	0	0	1
16:40	3	0	1	0	0	2
16:45	0	0	0	0	0	1
16:50	0	0	1	0	0	2
16:55	0	0	5	0	0	1
17:00	0	0	6	0	0	1
17:05	10	0	2	0	0	1
17:10	11	0	6	0	0	1
17:15	3	0	5	0	0	0
17:20	0	0	2	1	0	1
17:25	0	0	2	1	0	0
17:30	2	0	2	0	0	0
17:35	0	0	1	0	0	1
17:40	0	0	3	0	0	0
17:45	0	0	2	0	0	0
17:50	3	0	1	0	0	4
17:55	0	0	1	0	0	0
18:00	0	0	1	0	0	0
18:05	0	0	3	0	0	1
18:10	0	0	1	0	0	1
18:15	0	0	3	0	0	1
18:20	0	0	2	1	0	1
18:25	0	0	1	1	0	1
18:30	0	0	2	1	0	0

# QUEUE LENGTHS

JOB REF: 10520

JOB NAME: BAYNARDS GREEN

SITE: 1

DATE:

23/06/2021

LOCATION: B4100 (W) / SERVICE AREA / B4100 (E)

DAY: WEDNESDAY

NOTE: Queue Lengths recorded by the maximum number of vehicles queuing at each 5-minute interval, by lane

TIME	ARM A B4100 (W)		ARM B SERVICE AREA		ARM C B4100 (E)	
	LANE 1	LANE 2	LANE 1	LANE 2	LANE 1	LANE 2
09:35	0	0	0	0	0	2
09:40	0	0	1	0	0	0
09:45	0	0	4	1	0	0
09:50	0	0	0	0	0	0
09:55	0	0	1	0	0	0

TIME	ARM A B4100 (W)		ARM B SERVICE AREA		ARM C B4100 (E)	
	LANE 1	LANE 2	LANE 1	LANE 2	LANE 1	LANE 2
18:35	0	0	2	0	0	1
18:40	0	0	0	0	0	1
18:45	0	0	2	0	0	1
18:50	0	0	0	0	0	0
18:55	0	0	3	0	0	1



MANUAL CLASSIFIED COUNTS



JOB REF: 10520

JOB NAME: BAYNARDS GREEN

SITE: 1

DATE: 23/06/2021

DAY: WEDNESDAY

LOCATION: B4100 (W) / SERVICE AREA / B4100 (E)

TIME	A TO B FROM B4100 (W) TO SERVICE AREA							A TO C FROM B4100 (W) TO B4100 (E)								
	CAR	LGV	OGV1	OGV2	PSV	MCL	PCL	TOT	CAR	LGV	OGV1	OGV2	PSV	MCL	PCL	TOT
07:00	3	1	0	0	0	0	0	4	43	10	1	1	0	3	0	58
07:15	9	3	2	0	0	0	0	14	81	15	4	0	0	0	0	100
07:30	3	0	0	0	0	0	0	3	76	20	2	0	0	1	0	99
07:45	5	3	1	0	0	1	0	10	91	14	3	0	0	1	0	109
H/TOT	20	7	3	0	0	1	0	31	291	59	10	1	0	5	0	366
08:00	7	3	0	0	0	0	0	10	68	15	5	1	0	0	0	89
08:15	6	1	0	1	0	0	0	8	75	16	4	1	0	1	0	97
08:30	4	3	1	1	0	0	0	9	54	10	4	3	1	2	0	74
08:45	11	4	0	0	0	0	0	15	69	10	2	1	0	0	0	82
H/TOT	28	11	1	2	0	0	0	42	266	51	15	6	1	3	0	342
09:00	4	2	0	0	0	0	0	6	44	9	4	1	0	1	0	59
09:15	2	3	2	1	0	0	0	8	46	7	3	2	2	0	0	60
09:30	1	0	0	2	0	0	0	3	33	9	2	2	0	1	0	47
09:45	0	1	1	0	0	0	0	2	31	6	2	3	0	0	0	42
H/TOT	7	6	3	3	0	0	0	19	154	31	11	8	2	2	0	208
P/TOT	55	24	7	5	0	1	0	92	711	141	36	15	3	10	0	916

TIME	A TO B FROM B4100 (W) TO SERVICE AREA							A TO C FROM B4100 (W) TO B4100 (E)								
	CAR	LGV	OGV1	OGV2	PSV	MCL	PCL	TOT	CAR	LGV	OGV1	OGV2	PSV	MCL	PCL	TOT
16:00	4	1	2	1	0	0	0	8	55	23	3	2	1	1	0	85
16:15	4	2	0	0	0	0	0	6	50	18	0	0	3	1	0	72
16:30	7	1	0	0	0	0	0	8	55	18	2	1	0	1	0	77
16:45	4	0	1	0	0	2	0	7	40	10	0	1	0	1	0	52
H/TOT	19	4	3	1	0	2	0	29	200	69	5	4	4	4	0	286
17:00	4	1	0	0	0	0	0	5	51	4	0	0	0	0	0	55
17:15	4	1	1	0	0	0	0	6	59	11	2	0	0	1	0	73
17:30	5	0	0	0	0	0	0	5	44	6	0	0	0	4	0	54
17:45	7	0	0	0	0	0	0	7	42	5	0	1	0	0	0	48
H/TOT	20	2	1	0	0	0	0	23	196	26	2	1	0	5	0	230
18:00	5	0	0	0	0	0	0	5	46	6	1	0	0	2	0	55
18:15	2	0	0	1	0	0	0	3	43	3	0	0	0	0	0	46
18:30	4	1	1	0	0	0	0	6	33	2	1	0	0	0	0	36
18:45	3	0	0	0	0	0	0	3	22	3	1	1	0	0	0	27
H/TOT	14	1	1	1	0	0	0	17	144	14	3	1	0	2	0	164
P/TOT	53	7	5	2	0	2	0	69	540	109	10	6	4	11	0	680

MANUAL CLASSIFIED COUNTS

JOB REF: 10520

JOB NAME: BAYNARDS GREEN

SITE: 1

LOCATION: B4100 (W) / SERVICE AREA / B4100 (E)

DATE: 23/06/2021

DAY: WEDNESDAY



TIME	B TO A FROM SERVICE AREA TO B4100 (W)							B TO C FROM SERVICE AREA TO B4100 (E)								
	CAR	LGV	OGV1	OGV2	PSV	MCL	PCL	TOT	CAR	LGV	OGV1	OGV2	PSV	MCL	PCL	TOT
07:00	0	1	0	0	0	0	0	1	28	16	2	2	0	1	0	49
07:15	2	1	0	0	0	0	0	3	20	17	2	4	0	0	0	43
07:30	0	1	0	0	0	0	0	1	29	13	3	0	0	1	0	46
07:45	1	0	1	0	0	0	0	2	16	18	2	1	0	0	0	37
H/TOT	3	3	1	0	0	0	0	7	93	64	9	7	0	2	0	175
08:00	0	0	0	0	0	0	0	0	23	21	1	1	0	2	0	48
08:15	0	0	0	0	0	0	0	0	32	13	4	1	0	0	0	50
08:30	3	1	0	0	0	0	0	4	29	12	2	0	0	0	0	43
08:45	3	4	0	0	0	0	0	7	24	10	1	2	0	0	0	37
H/TOT	6	5	0	0	0	0	0	11	108	56	8	4	0	2	0	178
09:00	1	1	0	0	0	0	0	2	30	9	6	1	0	0	0	46
09:15	2	0	2	0	0	0	0	4	16	18	3	3	0	1	0	41
09:30	0	1	1	0	0	0	0	2	19	6	2	2	0	0	0	29
09:45	4	0	0	0	0	0	0	4	18	11	2	1	0	0	0	32
H/TOT	7	2	3	0	0	0	0	12	83	44	13	7	0	1	0	148
P/TOT	16	10	4	0	0	0	0	30	284	164	30	18	0	5	0	501

TIME	B TO A FROM SERVICE AREA TO B4100 (W)							B TO C FROM SERVICE AREA TO B4100 (E)								
	CAR	LGV	OGV1	OGV2	PSV	MCL	PCL	TOT	CAR	LGV	OGV1	OGV2	PSV	MCL	PCL	TOT
16:00	1	1	0	0	0	0	0	2	32	11	2	2	0	1	0	48
16:15	1	0	0	0	0	0	0	1	28	12	2	2	0	0	0	44
16:30	1	0	0	0	0	0	0	1	28	11	1	0	0	0	0	40
16:45	0	0	0	0	0	0	0	0	28	7	2	2	0	1	0	40
H/TOT	3	1	0	0	0	0	0	4	116	41	7	6	0	2	0	172
17:00	1	0	0	0	0	0	0	1	53	10	5	0	0	1	0	69
17:15	4	1	1	0	0	0	0	6	25	4	2	1	0	0	0	32
17:30	1	1	1	0	0	0	0	3	28	2	1	1	0	1	0	33
17:45	1	0	0	0	0	0	0	1	30	1	0	0	0	1	0	32
H/TOT	7	2	2	0	0	0	0	11	136	17	8	2	0	3	0	166
18:00	3	0	1	0	0	0	0	4	23	10	1	0	0	0	0	34
18:15	1	0	1	0	0	0	0	2	22	8	2	2	0	0	0	34
18:30	3	0	1	0	0	2	0	6	21	7	0	1	0	0	0	29
18:45	3	0	0	0	0	0	0	3	24	4	4	3	0	0	0	35
H/TOT	10	0	3	0	0	2	0	15	90	29	7	6	0	0	0	132
P/TOT	20	3	5	0	0	2	0	30	342	87	22	14	0	5	0	470

MANUAL CLASSIFIED COUNTS



JOB REF: 10520

JOB NAME: BAYNARDS GREEN

SITE: 1

LOCATION: B4100 (W) / SERVICE AREA / B4100 (E)

DATE: 23/06/2021

DAY: WEDNESDAY

TIME	C TO A FROM B4100 (E) TO B4100 (W)										C TO B FROM B4100 (E) TO SERVICE AREA									
	CAR	LGV	OGV1	OGV2	PSV	MCL	PCL	TOT	CAR	LGV	OGV1	OGV2	PSV	MCL	PCL	TOT				
07:00	23	12	4	1	1	0	0	41	22	24	2	3	0	1	0	52				
07:15	35	15	0	1	3	0	0	54	23	16	4	1	0	0	0	44				
07:30	37	24	3	0	0	1	0	65	16	14	1	1	0	1	0	33				
07:45	40	17	3	0	0	1	0	61	20	16	1	1	0	1	0	39				
H/TOT	135	68	10	2	4	2	0	221	81	70	8	6	0	3	0	168				
08:00	48	10	6	0	0	0	0	64	22	18	1	0	0	0	0	41				
08:15	58	14	2	2	1	0	0	77	37	11	3	0	0	0	0	51				
08:30	62	8	4	1	0	0	0	75	26	3	3	1	0	0	0	33				
08:45	48	12	3	1	0	1	0	65	27	10	3	1	0	1	0	42				
H/TOT	216	44	15	4	1	1	0	281	112	42	10	2	0	1	0	167				
09:00	40	15	1	3	0	1	0	60	19	14	0	2	0	0	0	35				
09:15	37	14	3	0	1	0	0	55	24	12	2	2	0	0	0	40				
09:30	42	17	6	2	0	0	0	67	24	10	3	1	0	0	0	38				
09:45	31	9	4	2	0	0	0	46	16	11	1	1	0	0	0	29				
H/TOT	150	55	14	7	1	1	0	228	83	47	6	6	0	0	0	142				
P/TOT	501	167	39	13	6	4	0	730	276	159	24	14	0	4	0	477				

TIME	C TO A FROM B4100 (E) TO B4100 (W)										C TO B FROM B4100 (E) TO SERVICE AREA									
	CAR	LGV	OGV1	OGV2	PSV	MCL	PCL	TOT	CAR	LGV	OGV1	OGV2	PSV	MCL	PCL	TOT				
16:00	64	17	4	1	0	0	0	86	19	9	3	0	0	0	0	31				
16:15	63	15	4	0	0	2	0	84	25	10	0	0	0	0	0	35				
16:30	52	18	4	1	0	1	0	76	28	9	1	1	0	1	0	40				
16:45	72	13	7	0	0	0	0	92	25	5	3	1	0	0	0	34				
H/TOT	251	63	19	2	0	3	0	338	97	33	7	2	0	1	0	140				
17:00	65	13	2	0	0	0	0	80	31	7	1	2	0	0	0	41				
17:15	86	11	1	0	0	2	2	102	14	4	1	0	0	0	0	19				
17:30	81	7	0	0	0	1	0	89	27	6	1	0	0	0	0	34				
17:45	77	9	2	1	0	1	0	90	21	4	2	1	0	1	0	29				
H/TOT	309	40	5	1	0	4	2	361	93	21	5	3	0	1	0	123				
18:00	74	10	4	0	0	1	0	89	13	7	1	1	0	0	0	22				
18:15	66	8	0	1	1	2	0	78	23	7	2	1	0	0	0	33				
18:30	51	11	0	1	0	0	0	63	25	8	5	3	0	2	0	43				
18:45	44	8	0	1	0	0	0	53	29	5	1	0	0	0	0	35				
H/TOT	235	37	4	3	1	3	0	283	90	27	9	5	0	2	0	133				
P/TOT	795	140	28	6	1	10	2	982	280	81	21	10	0	4	0	396				

MANUAL CLASSIFIED COUNTS



JOB REF: 10520

JOB NAME: BAYNARDS GREEN

SITE: 1

DATE: 23/06/2021

DAY: WEDNESDAY

LOCATION: B4100 (W) / SERVICE AREA / B4100 (E)

TIME	TO ARM A B4100 (W)						FROM ARM A B4100 (W)									
	CAR	LGV	OGV1	OGV2	PSV	MCL	PCL	TOT	CAR	LGV	OGV1	OGV2	PSV	MCL	PCL	TOT
07:00	23	13	4	1	1	0	0	42	46	11	1	1	0	3	0	62
07:15	37	16	0	1	3	0	0	57	90	18	6	0	0	0	0	114
07:30	37	25	3	0	0	1	0	66	79	20	2	0	1	0	0	102
07:45	41	17	4	0	0	1	0	63	96	17	4	0	0	2	0	119
H/TOT	138	71	11	2	4	2	0	228	311	66	13	1	0	6	0	397
08:00	48	10	6	0	0	0	0	64	75	18	5	1	0	0	0	99
08:15	58	14	2	2	1	0	0	77	81	17	4	2	0	1	0	105
08:30	65	9	4	1	0	0	0	79	58	13	5	4	1	2	0	83
08:45	51	16	3	1	0	1	0	72	80	14	2	1	0	0	0	97
H/TOT	222	49	15	4	1	1	0	292	294	62	16	8	1	3	0	384
09:00	41	16	1	3	0	1	0	62	46	11	4	1	0	1	0	65
09:15	39	14	5	0	1	0	0	59	48	10	5	3	2	0	0	68
09:30	42	18	7	2	0	0	0	69	34	9	2	4	0	1	0	50
09:45	35	9	4	2	0	0	0	50	31	7	3	3	0	0	0	44
H/TOT	157	57	17	7	1	1	0	240	161	37	14	11	2	2	0	227
P/TOT	517	177	43	13	6	4	0	760	766	165	43	20	3	11	0	1008

TIME	TO ARM A B4100 (W)						FROM ARM A B4100 (W)									
	CAR	LGV	OGV1	OGV2	PSV	MCL	PCL	TOT	CAR	LGV	OGV1	OGV2	PSV	MCL	PCL	TOT
16:00	65	18	4	1	0	0	0	88	59	24	5	3	1	1	0	93
16:15	64	15	4	0	0	2	0	85	54	20	0	0	3	1	0	78
16:30	53	18	4	1	0	1	0	77	62	19	2	1	0	1	0	85
16:45	72	13	7	0	0	0	0	92	44	10	1	1	0	3	0	59
H/TOT	254	64	19	2	0	3	0	342	219	73	8	5	4	6	0	315
17:00	66	13	2	0	0	0	0	81	55	5	0	0	0	0	0	60
17:15	90	12	2	0	0	2	2	108	63	12	3	0	0	1	0	79
17:30	82	8	1	0	0	1	0	92	49	6	0	0	0	4	0	59
17:45	78	9	2	1	0	1	0	91	49	5	0	1	0	0	0	55
H/TOT	316	42	7	1	0	4	2	372	216	28	3	1	0	5	0	253
18:00	77	10	5	0	0	1	0	93	51	6	1	0	0	2	0	60
18:15	67	8	1	1	1	2	0	80	45	3	0	1	0	0	0	49
18:30	54	11	1	1	0	2	0	69	37	3	2	0	0	0	0	42
18:45	47	8	0	1	0	0	0	56	25	3	1	1	0	0	0	30
H/TOT	245	37	7	3	1	5	0	298	158	15	4	2	0	2	0	181
P/TOT	815	143	33	6	1	12	2	1012	593	116	15	8	4	13	0	749

MANUAL CLASSIFIED COUNTS



JOB REF: 10520  
 JOB NAME: BAYNARDS GREEN  
 SITE: 1

LOCATION: B4100 (W) / SERVICE AREA / B4100 (E)  
 DATE: 23/06/2021  
 DAY: WEDNESDAY

TIME	TO ARM B SERVICE AREA						FROM ARM B SERVICE AREA										
	CAR	LGV	OGV1	OGV2	PSV	MCL	PCL	TOT	CAR	LGV	OGV1	OGV2	PSV	MCL	PCL	TOT	
07:00	25	25	2	3	0	0	1	0	56	28	17	2	2	0	1	0	50
07:15	32	19	6	1	0	0	0	58	22	18	2	4	0	0	0	46	
07:30	19	14	1	1	0	1	0	36	29	14	3	0	0	1	0	47	
07:45	25	19	2	1	0	2	0	49	17	18	3	1	0	0	0	39	
H/TOT	101	77	11	6	0	4	0	199	96	67	10	7	0	2	0	182	
08:00	29	21	1	0	0	0	0	51	23	21	1	1	0	2	0	48	
08:15	43	12	3	1	0	0	0	59	32	13	4	1	0	0	0	50	
08:30	30	6	4	2	0	0	0	42	32	13	2	0	0	0	0	47	
08:45	38	14	3	1	0	1	0	57	27	14	1	2	0	0	0	44	
H/TOT	140	53	11	4	0	1	0	209	114	61	8	4	0	2	0	189	
09:00	23	16	0	2	0	0	0	41	31	10	6	1	0	0	0	48	
09:15	26	15	4	3	0	0	0	48	18	18	5	3	0	1	0	45	
09:30	25	10	3	3	0	0	0	41	19	7	3	2	0	0	0	31	
09:45	16	12	2	1	0	0	0	31	22	11	2	1	0	0	0	36	
H/TOT	90	53	9	9	0	0	0	161	90	46	16	7	0	1	0	160	
P/TOT	331	183	31	19	0	5	0	569	300	174	34	18	0	5	0	531	

TIME	TO ARM B SERVICE AREA						FROM ARM B SERVICE AREA									
	CAR	LGV	OGV1	OGV2	PSV	MCL	PCL	TOT	CAR	LGV	OGV1	OGV2	PSV	MCL	PCL	TOT
16:00	23	10	5	1	0	0	0	39	33	12	2	2	0	1	0	50
16:15	29	12	0	0	0	0	0	41	29	12	2	2	0	0	0	45
16:30	35	10	1	1	0	1	0	48	29	11	1	0	0	0	0	41
16:45	29	5	4	1	0	2	0	41	28	7	2	2	0	1	0	40
H/TOT	116	37	10	3	0	3	0	169	119	42	7	6	0	2	0	176
17:00	35	8	1	2	0	0	0	46	54	10	5	0	0	1	0	70
17:15	18	5	2	0	0	0	0	25	29	5	3	1	0	0	0	38
17:30	32	6	1	0	0	0	0	39	29	3	2	1	0	1	0	36
17:45	28	4	2	1	0	1	0	36	31	1	0	0	0	1	0	33
H/TOT	113	23	6	3	0	1	0	146	143	19	10	2	0	3	0	177
18:00	18	7	1	1	0	0	0	27	26	10	2	0	0	0	0	38
18:15	25	7	2	2	0	0	0	36	23	8	3	2	0	0	0	36
18:30	29	9	6	3	0	2	0	49	24	7	1	1	0	2	0	35
18:45	32	5	1	0	0	0	0	38	27	4	4	3	0	0	0	38
H/TOT	104	28	10	6	0	2	0	150	100	29	10	6	0	2	0	147
P/TOT	333	88	26	12	0	6	0	465	362	90	27	14	0	7	0	500



MANUAL CLASSIFIED COUNTS



JOB REF: 10520

JOB NAME: BAYNARDS GREEN

SITE: 1

DATE: 23/06/2021

DAY: WEDNESDAY

LOCATION: B4100 (W) / SERVICE AREA / B4100 (E)

TIME	TO ARM C B4100 (E)							FROM ARM C B4100 (E)								
	CAR	LGV	OGV1	OGV2	PSV	MCL	PCL	TOT	CAR	LGV	OGV1	OGV2	PSV	MCL	PCL	TOT
07:00	71	26	3	3	0	4	0	107	45	36	6	4	1	1	0	93
07:15	101	32	6	4	0	0	0	143	58	31	4	2	3	0	0	98
07:30	105	33	5	0	0	2	0	145	53	38	4	1	0	2	0	98
07:45	107	32	5	1	0	1	0	146	60	33	4	1	0	2	0	100
H/TOT	384	123	19	8	0	7	0	541	216	138	18	8	4	5	0	389
08:00	91	36	6	2	0	2	0	137	70	28	7	0	0	0	0	105
08:15	107	29	8	2	0	1	0	147	95	25	5	2	1	0	0	128
08:30	83	22	6	3	1	2	0	117	88	11	7	2	0	0	0	108
08:45	93	20	3	3	0	0	0	119	75	22	6	2	0	2	0	107
H/TOT	374	107	23	10	1	5	0	520	328	86	25	6	1	2	0	448
09:00	74	18	10	2	0	1	0	105	59	29	1	5	0	1	0	95
09:15	62	25	6	5	2	1	0	101	61	26	5	2	1	0	0	95
09:30	52	15	4	4	0	1	0	76	66	27	9	3	0	0	0	105
09:45	49	17	4	4	0	0	0	74	47	20	5	3	0	0	0	75
H/TOT	237	75	24	15	2	3	0	356	233	102	20	13	1	1	0	370
P/TOT	995	305	66	33	3	15	0	1417	777	326	63	27	6	8	0	1207

TIME	TO ARM C B4100 (E)							FROM ARM C B4100 (E)								
	CAR	LGV	OGV1	OGV2	PSV	MCL	PCL	TOT	CAR	LGV	OGV1	OGV2	PSV	MCL	PCL	TOT
16:00	87	34	5	4	1	2	0	133	83	26	7	1	0	0	0	117
16:15	78	30	2	2	3	1	0	116	88	25	4	0	0	2	0	119
16:30	83	29	3	1	0	1	0	117	80	27	5	2	0	2	0	116
16:45	68	17	2	3	0	2	0	92	97	18	10	1	0	0	0	126
H/TOT	316	110	12	10	4	6	0	458	348	96	26	4	0	4	0	478
17:00	104	14	5	0	0	1	0	124	96	20	3	2	0	0	0	121
17:15	84	15	4	1	0	1	0	105	100	15	2	0	0	2	2	121
17:30	72	8	1	1	0	5	0	87	108	13	1	0	0	1	0	123
17:45	72	6	0	1	0	1	0	80	98	13	4	2	0	2	0	119
H/TOT	332	43	10	3	0	8	0	396	402	61	10	4	0	5	2	484
18:00	69	16	2	0	0	2	0	89	87	17	5	1	0	1	0	111
18:15	65	11	2	2	0	0	0	80	89	15	2	2	1	2	0	111
18:30	54	9	1	1	0	0	0	65	76	19	5	4	0	2	0	106
18:45	46	7	5	4	0	0	0	62	73	13	1	1	0	0	0	88
H/TOT	234	43	10	7	0	2	0	296	325	64	13	8	1	5	0	416
P/TOT	882	196	32	20	4	16	0	1150	1075	221	49	16	1	14	2	1378

**Appendix I**  
Traffic Flow Forecasts

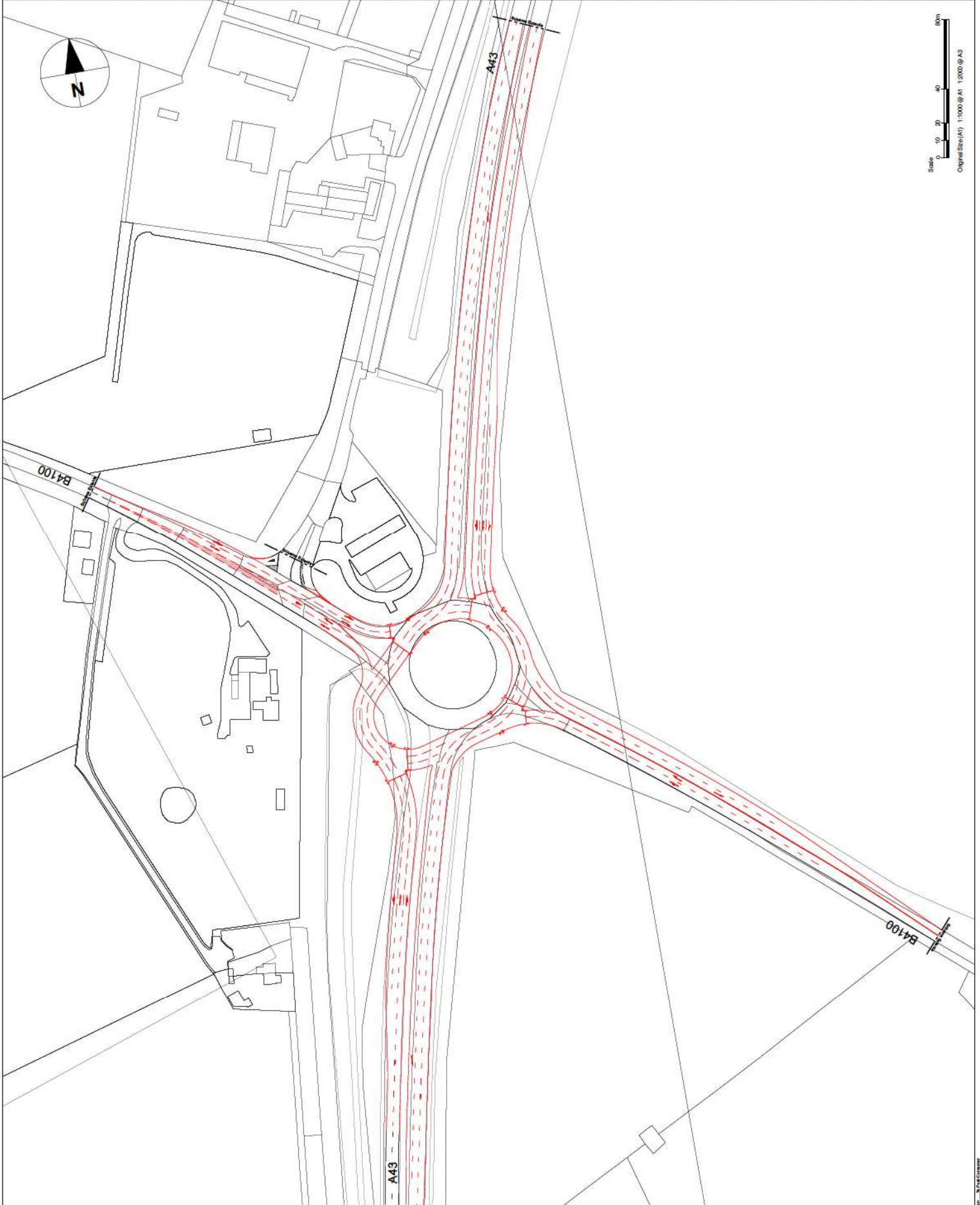
**Appendix J**  
Growth Fund Scheme

1. THIS DRAWING IS TO BE READ IN CONJUNCTION WITH ALL OTHER RELEVANT DOCUMENTATION AND DISCREPANCIES SHOULD BE REFERRED TO THE ATTENTION OF THE DESIGN ORGANISATION.
2. ALL DIMENSIONS IN METRES UNLESS OTHERWISE STATED.
3. ALL DIMENSIONS FOR MARKERS SHOULD BE INDICATED ONLY.
4. SCHEME EXTENTS ARE INDICATED ONLY.
5. THIS IS A CONCEPT DESIGN FOR INFORMATION ONLY. FURTHER TO BE FORWARDED TO THE APPROPRIATE DESIGNER FOR HIS/HER USE.

- PROPOSED SCHEME
- PROPOSED SIGNAL HEAD (REMARKS)
- PROPOSED SIGNAL HEAD (REMARKS)

**IN DESIGN  
DEVELOPMENT**

NO	DATE	DESCRIPTION
1	JAN 2018	OPTION DEVELOP. & TESTING



**Appendix K**  
A4095-B4100 Improvement Options



**Appendix L**  
Road Safety Audit Brief

## 1. Project Summary

<b>Date</b>	3 <sup>rd</sup> August 2021
<b>Document Reference</b>	17213-05
<b>Prepared by</b>	David Tucker Associates
<b>On behalf of</b>	Albion Land

## Authorisation Sheet

<b>Project</b>	Land adjacent to M40 Junction 10
<b>Report Title</b>	Stage 1 Road Safety Audit Brief
<b>Prepared by</b>	Simon Parfitt
<b>Signed</b>	
<b>Organisation</b>	David Tucker Associates
<b>Date</b>	



2. General Details													
<b>Scheme Name</b>	Land adjacent to M40 Junction 10												
<b>Type of scheme</b>	Formation of new roundabout junctions to access 280,000m <sup>2</sup> GIA employment development												
<b>Stage of Audit required</b> <input checked="" type="checkbox"/> (please indicate one – further stages require another brief form)	<table style="width: 100%; border: none;"> <tr> <td style="text-align: center;"><b>Stage 1</b> Completion of Preliminary Design</td> <td style="text-align: center;"><input checked="" type="checkbox"/></td> <td style="text-align: center;"><b>Stage 3</b> Completion of construction</td> <td style="text-align: center;"><input type="checkbox"/></td> </tr> <tr> <td style="text-align: center;"><b>Combined Stage 1 / 2</b> No Prelim Design - progressed straight to Detailed Design</td> <td style="text-align: center;"><input type="checkbox"/></td> <td style="text-align: center;"><b>Stage 4</b> Monitoring at 12 or 36 months</td> <td style="text-align: center;"><input type="checkbox"/></td> </tr> <tr> <td style="text-align: center;"><b>Stage 2</b> Completion of Detailed Design</td> <td style="text-align: center;"><input type="checkbox"/></td> <td></td> <td></td> </tr> </table>	<b>Stage 1</b> Completion of Preliminary Design	<input checked="" type="checkbox"/>	<b>Stage 3</b> Completion of construction	<input type="checkbox"/>	<b>Combined Stage 1 / 2</b> No Prelim Design - progressed straight to Detailed Design	<input type="checkbox"/>	<b>Stage 4</b> Monitoring at 12 or 36 months	<input type="checkbox"/>	<b>Stage 2</b> Completion of Detailed Design	<input type="checkbox"/>		
<b>Stage 1</b> Completion of Preliminary Design	<input checked="" type="checkbox"/>	<b>Stage 3</b> Completion of construction	<input type="checkbox"/>										
<b>Combined Stage 1 / 2</b> No Prelim Design - progressed straight to Detailed Design	<input type="checkbox"/>	<b>Stage 4</b> Monitoring at 12 or 36 months	<input type="checkbox"/>										
<b>Stage 2</b> Completion of Detailed Design	<input type="checkbox"/>												
<b>Design Team contact details</b> (Name, Address, Email, and Tel No.)	<u>David Tucker Associates</u> Simon Parfitt sp@dtatransportation.co.uk Forester House, Doctors Lane, Henley in Arden, Warwickshire B95 5AW Tel : 01564 793598												
<b>Client / Project Sponsor contact details</b> (Name, Address, Email, and Tel No.)	<u>Albion Land</u>												
<b>Maintaining Agent contact details</b> (Name, Address, Email, and Tel No.)	<u>TBC</u>												
<b>Police contact details</b> (Required for Stage 3 Road Safety Audit)	N/A												
<b>Terms of Reference</b> (please stipulate which RSA standard is being applied to this Highway Improvement Scheme)	The RSA is to be conducted in strict accordance with the requirements of DMRB GG119 and the content of this RSA Audit Brief. The RSA Audit Team is to check the RSA Audit Brief and notify any missing information prior to commencement of the RSA.												
Safety Audit Team Membership (CVs available on request)													
<b>Team Leader</b>	Tim Blaney												
<b>Team Member</b>	Rachael Collins												
<b>Team Member (2)</b>	N/A												
<b>Observer</b>	N/A												
<b>Specialist Advisor</b>													

### 3. Scheme Description / Objective

<p><b>General Description</b> (include scheme purpose and construction start date)</p>	<p>The western site access will serve up to 180,000m<sup>2</sup> GFA B8 use. A three-arm roundabout junction is proposed in line with the requirements of DMRB CD116. Access to plots will be taken from an internal roundabout junction within the site. A bus layby will be provided on the link between the two site roundabouts.</p> <p>The eastern site access will serve up to 100,000m<sup>2</sup> GFA B8 use. A four-arm roundabout junction is proposed in line with the requirements of DMRB CD116. Access to plots will be taken from separate arms. A bus loop will be provided on the easternmost development access road.</p> <p>A pedestrian and cycle route will be provided between the B4100 accesses and will provide a safe route to and from the roadside services. The route has yet to be determined as this is likely to be incorporated into a wider HE improvement scheme at the Baynards Green roundabout. This is not therefore within the scope of this RSA.</p> <p>A further pedestrian and cycle route is proposed between the eastern roundabout and the NW Bicester development. The route has yet to be determined and is not within the scope of this RSA.</p>
<p><b>Design Standards Applied to the Scheme Design</b> (List any departures/relaxations from standard in Section 5)</p>	<p>DMRB CD109 + CD116 + MfS1/2</p>
<p><b>Design Speeds</b> (kph)</p>	<p>50kph for development spine road, 85kph for B4100 based on recorded 85<sup>th</sup> percentile speeds</p>
<p><b>Speed Limits</b> (State whether mandatory or advisory)</p>	<p>50mph speed limit applies to the A43 and B4100E. National speed limit applies to B4100W</p>
<p><b>Existing Traffic Flows / Queues</b></p>	<p>M40 carried circa 120,000 vehicles per day B4100 W carries circa 7,000 vehicles per day (3% HGV) B4100 E carried 12,500 vehicles per day (4% HGV). There is queueing during the peak periods on the roundabout approach. A43 – 34,000 vehicles average day (15% HGV). There is queueing on the junction approaches during the peak periods. On the northbound approach this can impact on the operation on upstream junctions. A traffic survey of the A43/B4100 roundabout has been undertaken (including queues) and the survey report is attached.</p>
<p><b>Forecast Traffic Flows</b></p>	<p>The western site access will serve up to 180,000m<sup>2</sup> GFA B8 use generating circa 4,800 vehicles per day (28% HGV). The eastern site access will serve up to 100,000m<sup>2</sup> B8 employment uses generating circa 2,700 vehicles per day (28% HGV). There is significant development planned within the wider area including NW Bicester, Upper Heyford and Great Wolf at Chesterton. Committed development demand represents 20%</p>

	growth on the A43 corridor; 16% on the B4100E and 8% on the B4100W.
<b>Pedestrian, cyclist and equestrian desire lines</b>	There are existing public rights of way within the western site. Some diversion of these routes is likely to be required. There are no existing formal crossings of A43 or B4100 in the vicinity of the site.
<b>Environmental Constraints</b>	None known
<b>4. Description of Locality</b> (Please include an attached location plan)	
<b>General Description</b>	<p>The site is located at Baynard's Green. Baynard's Green comprises a small number of dwelling houses, a roadside service area with a McDonalds restaurant and a farmstead which has been diversified into wider employment uses. The site and much of the adjacent land is arable farmed.</p> <p>Baynard's Green is located immediately to the north of M40 Junction 10. The M40 is a dual three lane motorway; the principal highway link between London and the West Midlands.</p> <p>The A43 is a dual two-lane carriageway road linking the M40 at Junction 10 and M1 at Junction 15A. The A43 bisects the site.</p> <p>The B4100 is a single carriageway road which runs parallel to the M40 linking Bicester to Banbury. The junction of A43 and B4100 is a four-arm priority roundabout.</p> <p>There were no incidents reported on the B4100W site frontage</p> <p>There were no additional reported incidents on the B4100E site frontage. There were slight incidents reported 500m to the east of the site and at the Hethe Road junction.</p>
<b>Factors Affecting Road Safety</b>	Proposed construction of roundabouts

#### 5. Collision Data Analysis

<b>PIC data details</b> (analysis period, data range, area analysed etc)	Personal injury collision data has been reviewed for the six year period 2015 – 2020. This period includes the pandemic when traffic flows were reduced to travel restrictions which were then in place.
<b>Summary of Collisions</b> (narrative record and PIC location plot to be included)	<p>At the B4100 / A43 roundabout there were thirteen reported incidents of which twelve were reported as of slight severity and one was of serious severity.</p> <p>Four incidents were reported at the B4100E entry / A43S exit all of which were slight severity.</p>

	<p>Four incidents were reported at the B4100W entry / A43N exit which were slight severity except for one of serious severity.</p> <p>Of the remaining five incidents, one incident was recorded on each of the B4100 approaches, one on the A43N approach. Further incidents were reported at the A43N entry and B4100W exit.</p> <p><b>Appendix A</b> includes the received plan showing the recorded PIC data for the last 5 year period.</p>
--	--

**6. Departures and Relaxations from Standards**

<b>General</b> (Please state if there are none)	None known at present
<b>List of Departures/Relaxations</b>	

**7. Previous Road Safety Audits, Design Team Responses and Exception Reports**  
(Please provide details, including Report title, Document ref, Date completed)

None
------

**8. Strategic Decisions: Items outside the scope of this Road Safety Audit**

N/A
-----

**9. List of Documents and Drawings provided for Audit**

<b>Documents</b> (Include Title, Document Ref and Revision)	17213-02B Scoping Study
<b>Drawings</b> (Include Title, Drawing No., Revision and Status)	Cornish 20005-SK-029 Masterplan DTA Drawing 17213-09b Western Access DTA Drawing 17213-13e Eastern Access Post GF Scheme (information only) DTA Drawing 17213-16 Eastern Access

**10. Checklist**  (provide reasons for those that have not been included/carried out)

<b>Scale layout plans</b>	<input checked="" type="checkbox"/>	<b>Site location plan</b>	<input checked="" type="checkbox"/>
<b>Previous RSA reports</b>	<input type="checkbox"/>	<b>Construction/typical details</b>	<input type="checkbox"/>

Traffic signal staging	<input type="checkbox"/>	Previous Response Reports	<input type="checkbox"/>
Road Traffic Collision Plot	<input checked="" type="checkbox"/>	List of Departures and Relaxations	<input type="checkbox"/>
Traffic Counts	<input checked="" type="checkbox"/>	Items outside the scope of RSA	<input type="checkbox"/>
Vehicle speed surveys	<input checked="" type="checkbox"/>	Design Speeds/speed limits	<input checked="" type="checkbox"/>
Walking, cycling and horse riding assessment and reviews	<input type="checkbox"/>	Adjacent land uses	<input type="checkbox"/>
Design standards used	<input checked="" type="checkbox"/>	Other factors that may impact on safety	<input checked="" type="checkbox"/>

**Additional Comments:**

The adjacent land uses are predominantly agricultural however there is a significant quantum of development planned within the Cherwell District including at NW Bicester (formerly Bicester Eco Town) and Upper Heyford.

Previous RSA Reports & response reports - There have been no previously approved RSA reports carried out for the scheme.

WCHAR – A draft WCHAR report has been prepared

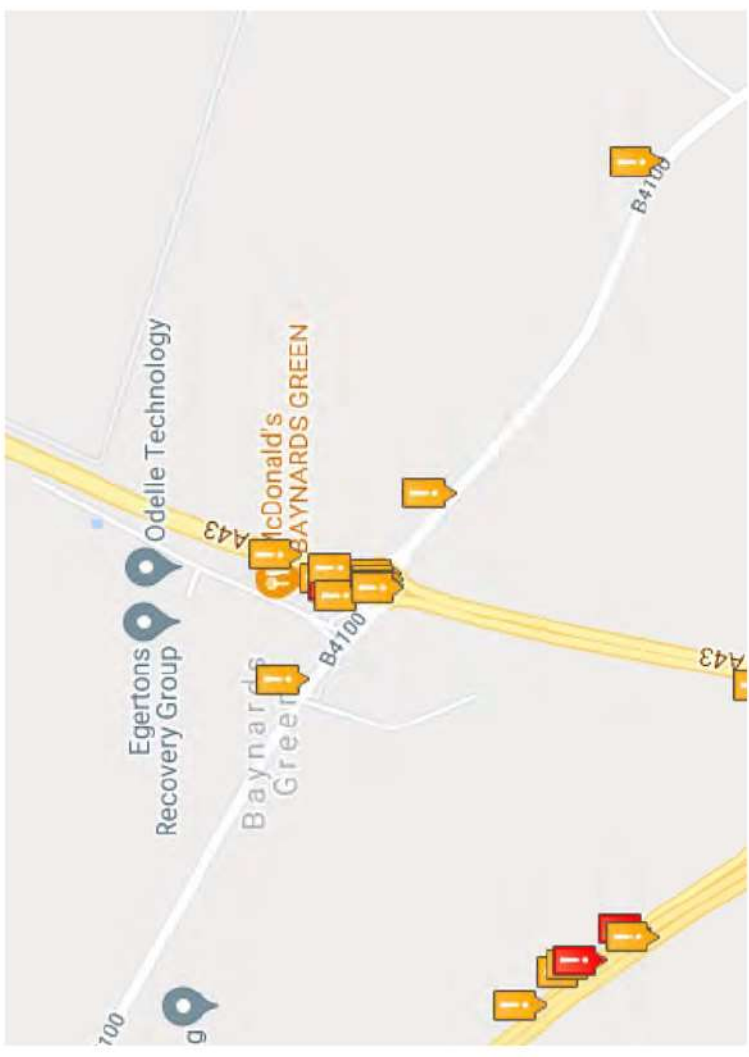
Traffic Counts – survey data is attached at **Appendix C**.

Construction Details – Construction details will be determined and agreed during the S278 detailed design process.

Items outside the scope of the RSA – HE is promoting the signalisation of the A43-B4100 roundabout to accommodate planned growth. The preliminary design is attached at **Appendix D**.

## **Appendix A**

PIC Map



## **Appendix B**

Drawings



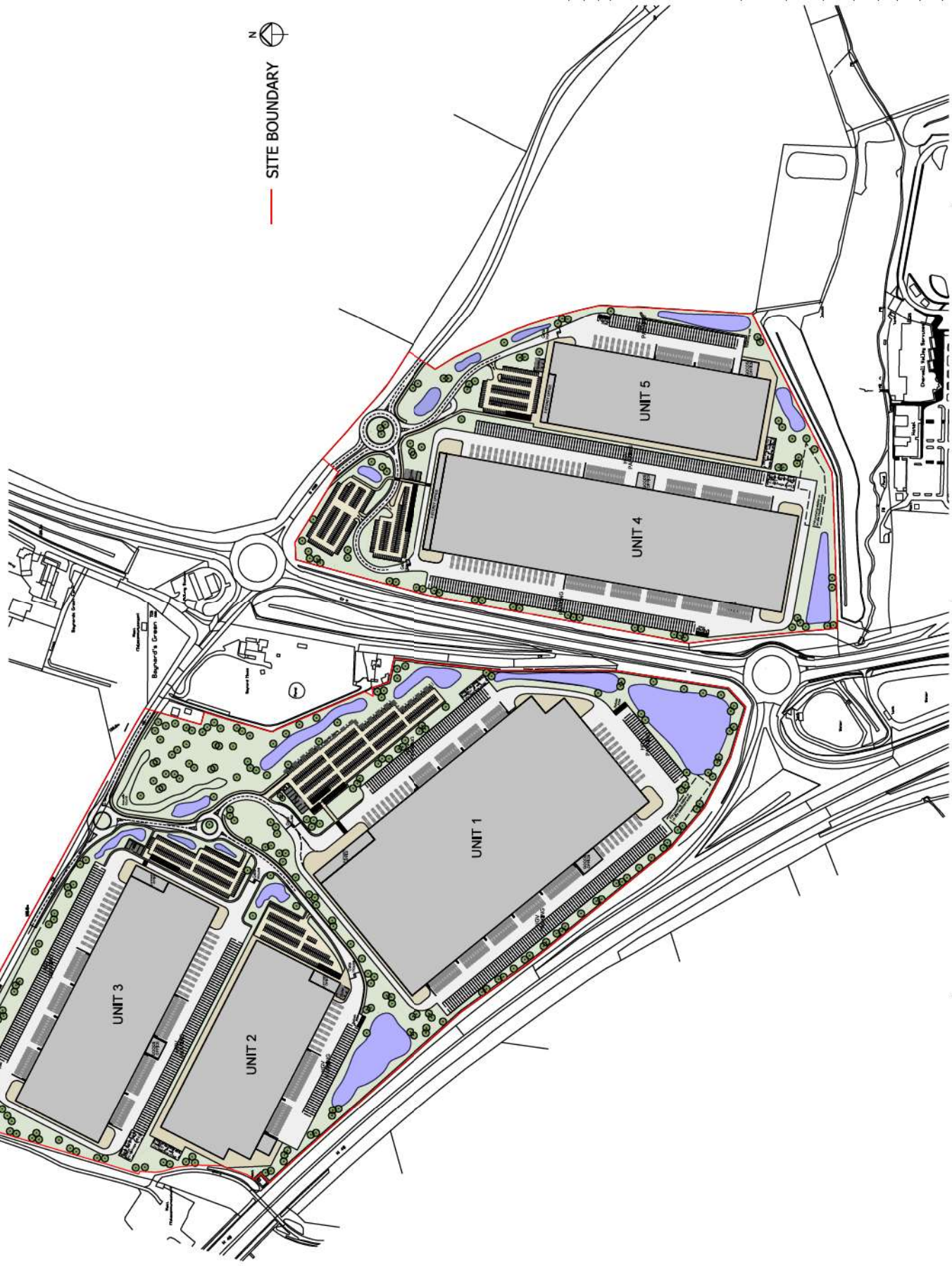
**NOTES**

Reproduced from the Ordnance Survey map with the permission of the Controller of Her Majesty's Stationery Office, © Crown Copyright.  
 C.A. Corbett & Associates Ltd (Licence no. L1629086).  
 Do not scale. Work only to figured dimensions.  
 Subject to Statutory Approvals.  
 Subject to survey.  
 Subject to design development.  
 Where applicable this drawing is to be read in conjunction with other consultants drawings and with the specification.

Subject to the engineering



— SITE BOUNDARY



B	Issue for planning application & mound	AS	30/07/2021
A	Final planning application	CS	26/07/2021
A	Final planning application	CS	26/07/2021
A	Final planning application	CS	26/07/2021
A	Final planning application	CS	26/07/2021
A	Final planning application	CS	26/07/2021

**comisharchitects**  
 RIBA Chartered Architect  
 105-107 The Quadrant  
 London WC2X 8LZ  
 Tel: +44(0)20 7480 2120  
 Email: info@comisharchitects.com  
 www.comisharchitects.com

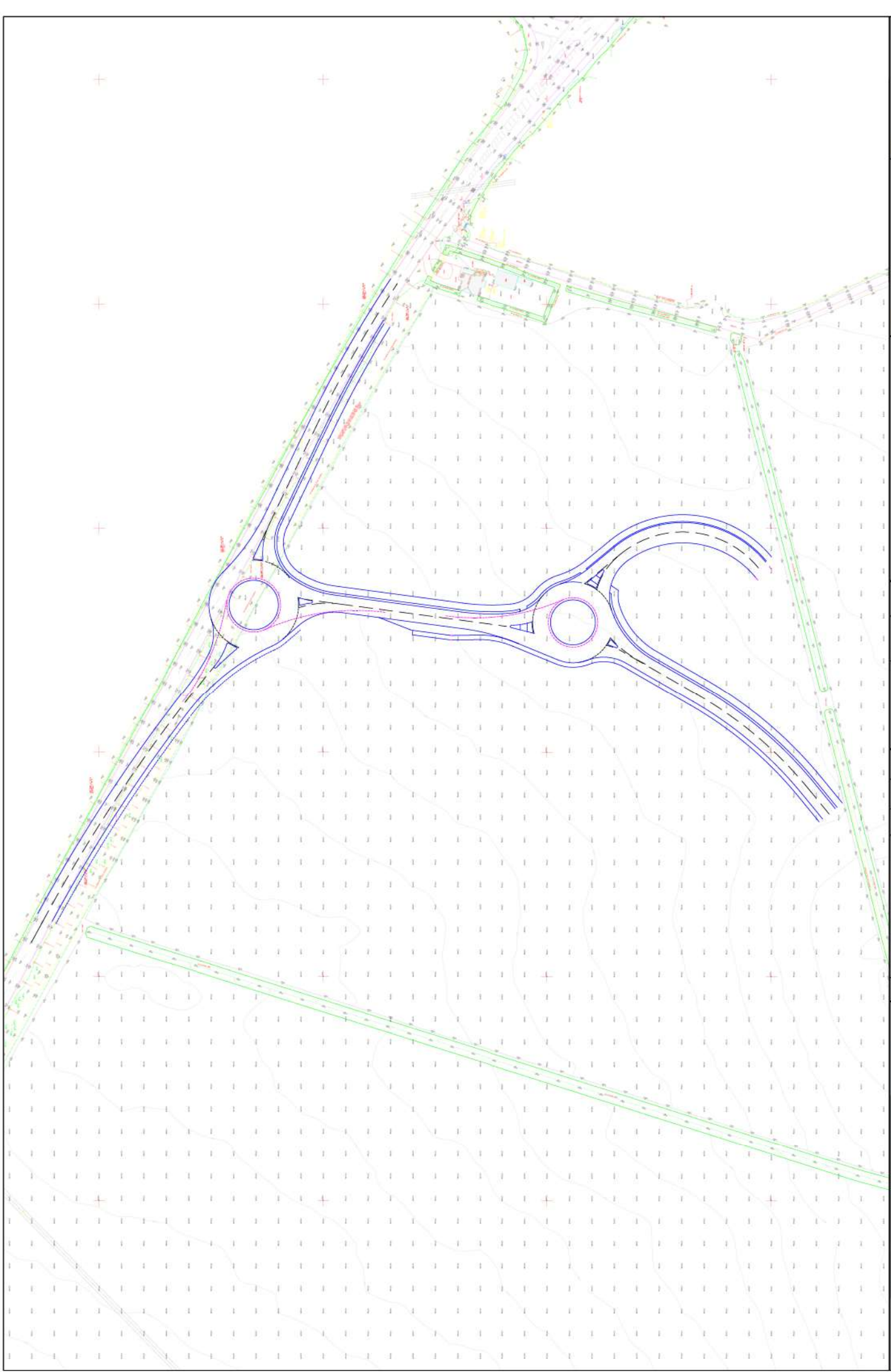
PROJECT NO. JUNCTION 10 M40

PROPOSED SITE PLAN  
 OPTION B

PRELIMINARY

Scale: 1:2500 @ A1  
 Date: 23/07/2021  
 Drawing No. 20005 - SK - 029 - B

ALBION LAND  
 Drawing No. 20005 - SK - 029 - B



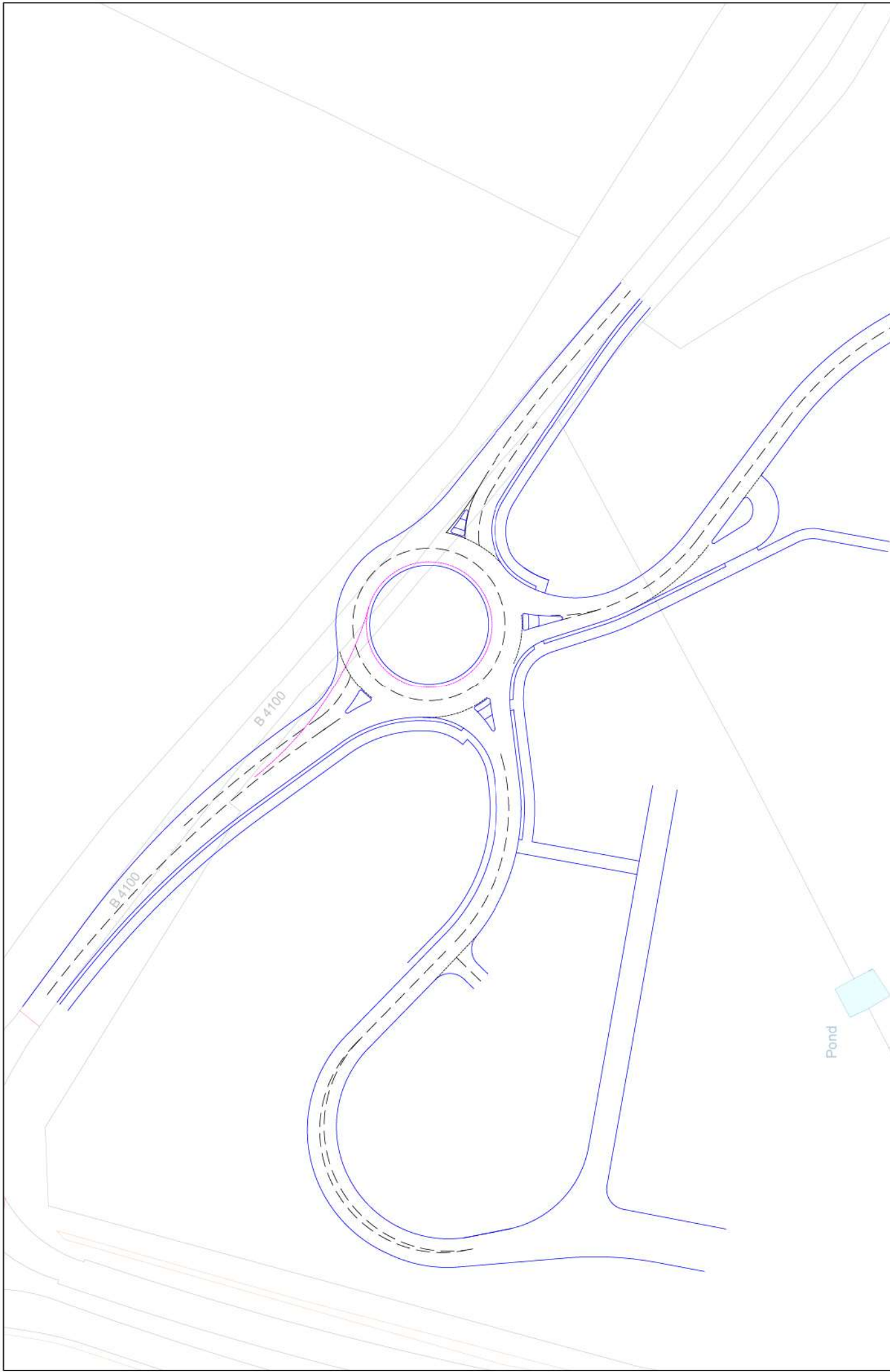
JOB TITLE: LAND AT M40 JUNCTION 10 CLIENT: ALBION LAND  
 DRAWING TITLE: 100KPH DESIGN SPEED MAINLINE VERSION  
 WEST SITE ACCESS - GENERAL ARRANGMENT  
 SCALE: 1:750@A1 DRAWN BY: RM DATE: 12/07/21 DRAWING NO: 17213-09 REVISION: A

**david tucker associates**  
 transport planning consultants  
 For more information  
 Website: [www.dta.co.uk](http://www.dta.co.uk)  
 Newcastle: 01632 514444  
 Rugby: 01203 541444  
 Fax: 01203 541444  
 www.dtaassociates.co.uk



REV	DESCRIPTION	DRAWN	INITIALS	DATE	DRAWING STATUS	CHECKED BY	DATE

Based upon the ORDNANCE SURVEY MAPS with the permission of THE CONTROLLER OF HER MAJESTY'S STATIONERY OFFICE.  
 © Crown Copyright. AL 100030412  
 © David Tucker Associates



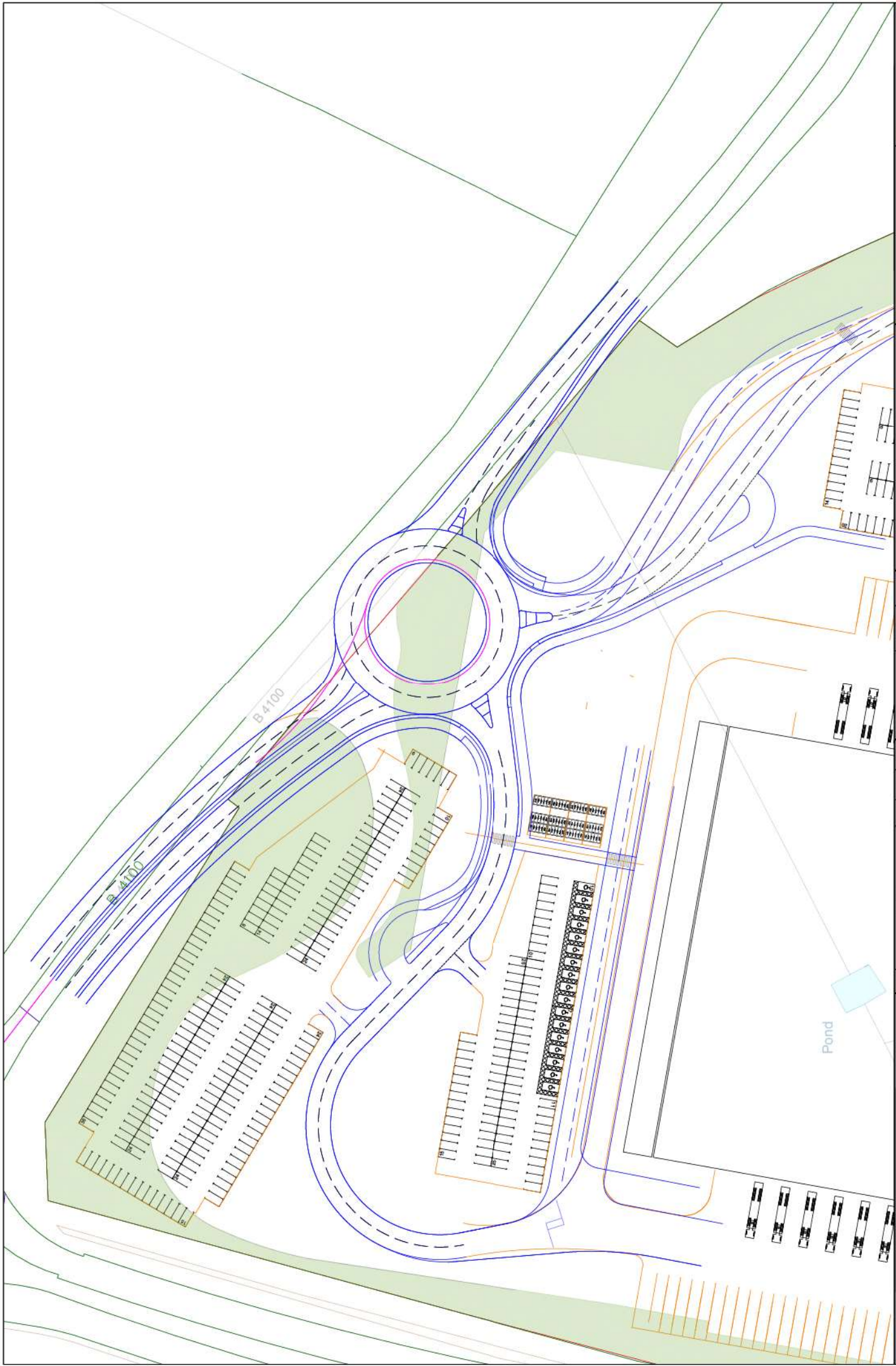
JOB TITLE	M40 JUNCTION 10	CURT	ALBION LAND
DRAWING TITLE	EASTERN ACCESS PRE-GROWTH FUND		
SCALE	1:250@A1	DATE	03/08/21
DRAWN BY		DRAWING No	17213-16
REVISION			

**david tucker associates**  
 transport planning consultants  
 For more information please contact:  
 Newcastle: 01274 773190  
 London: 020 7461 2000  
 Fax: +44(0)1274 773193  
 www.dtaassociates.co.uk



REV	DESCRIPTION	DRAWN	INITIALS	DATE	DRAWING STATUS	CHECKED BY	DATE

Based upon the ORDINANCE SURVEY MAPS with the permission of THE CONTROLLER OF HER MAJESTY'S STATIONERY OFFICE.  
 © Crown Copyright. AL 10020412  
 © David Tucker Associates



JOB TITLE	M40 JUNCTION 10	CLIENT	ALBION LAND
DRAWING TITLE	EASTERN ACCESS OPTION 2		
SCALE	1:250@A1	DATE	15/07/21
DRAWN BY		DRAWING No	17213-13
CHECKED BY		REVISION	D

**david tucker associates**  
 transport planning consultants  
 For more information contact:  
 Warwickshire BS23 5AW  
 Warwick - UK  
 Tel: +44(0)1564 773193  
 www.dtaassociates.co.uk



REV	DESCRIPTION	DRAWN	INITIALS	DATE	DRAWING STATUS	CHECKED BY	DATE

Based upon the ORDNANCE SURVEY MAPS with the permission of THE CONTROLLER OF HER MAJESTY'S STATIONERY OFFICE,  
 © Crown Copyright. AL 100039412  
 © David Tucker Associates

## **Appendix C**

Traffic Counts