

Appendix E
DTA Trip Generation Study

Rugby
AAWT 117649

Hour Ending	Trip rates per 100sqm		In	Out	Lights		Out	Two-way	In	Out	Two-way	In	Out	Two-way
	In	HGV			In	Out								
01:00:00	0.012		0.014	0.026	0.002	0.030	0.031	0.044	0.058					
02:00:00	0.003		0.010	0.014	0.006	0.003	0.009	0.014	0.023					
03:00:00	0.006		0.018	0.024	0.003	0.003	0.006	0.020	0.030					
04:00:00	0.011		0.028	0.039	0.004	0.008	0.012	0.036	0.051					
05:00:00	0.011		0.017	0.028	0.003	0.018	0.021	0.035	0.049					
06:00:00	0.002		0.002	0.003	0.072	0.022	0.094	0.024	0.098					
07:00:00	0.003		0.002	0.004	0.013	0.006	0.019	0.008	0.023					
08:00:00	0.007		0.005	0.012	0.129	0.020	0.150	0.025	0.161					
09:00:00	0.008		0.008	0.015	0.065	0.041	0.106	0.048	0.122					
10:00:00	0.008		0.006	0.014	0.046	0.012	0.058	0.018	0.072					
11:00:00	0.007		0.009	0.016	0.022	0.012	0.034	0.021	0.050					
12:00:00	0.013		0.011	0.024	0.042	0.025	0.066	0.036	0.090					
13:00:00	0.009		0.012	0.021	0.032	0.049	0.082	0.061	0.103					
14:00:00	0.008		0.011	0.020	0.054	0.066	0.120	0.077	0.139					
15:00:00	0.013		0.008	0.020	0.021	0.017	0.038	0.025	0.059					
16:00:00	0.009		0.008	0.018	0.071	0.031	0.103	0.040	0.121					
17:00:00	0.011		0.017	0.028	0.016	0.128	0.144	0.145	0.173					
18:00:00	0.008		0.008	0.016	0.020	0.055	0.075	0.064	0.091					
19:00:00	0.010		0.004	0.014	0.008	0.020	0.028	0.025	0.042					
20:00:00	0.020		0.008	0.028	0.024	0.013	0.037	0.020	0.065					
21:00:00	0.037		0.009	0.047	0.003	0.014	0.017	0.023	0.064					
22:00:00	0.031		0.011	0.042	0.021	0.034	0.055	0.045	0.097					
23:00:00	0.016		0.013	0.029	0.003	0.008	0.011	0.020	0.040					
00:00:00	0.014		0.016	0.031	0.035	0.002	0.037	0.018	0.067					
	0.278		0.256	0.534	0.717	0.637	1.353	0.892	1.887					

Ikea
AAWT 86190

Hour Ending	Trip rates per 100sqm		In	Out	Lights		Out	Two-way	In	Out	Two-way	In	Out	Two-way
	In	HGV			In	Out								
01:00:00	0.001		0.006	0.007	0.001	0.001	0.002	0.007	0.009					

02:00:00	0.005	0.001	0.006	0.000	0.000	0.000	0.000	0.005	0.001	0.006	0.006
03:00:00	0.001	0.002	0.003	0.000	0.003	0.003	0.000	0.001	0.006	0.007	0.007
04:00:00	0.002	0.001	0.003	0.000	0.001	0.001	0.000	0.002	0.002	0.005	0.005
05:00:00	0.003	0.000	0.003	0.003	0.001	0.001	0.003	0.007	0.001	0.008	0.008
06:00:00	0.008	0.001	0.009	0.109	0.014	0.123	0.117	0.117	0.015	0.132	0.132
07:00:00	0.005	0.008	0.013	0.029	0.045	0.074	0.034	0.034	0.053	0.087	0.087
08:00:00	0.003	0.008	0.012	0.092	0.014	0.106	0.095	0.095	0.022	0.117	0.117
09:00:00	0.005	0.012	0.016	0.079	0.016	0.095	0.084	0.084	0.028	0.111	0.111
10:00:00	0.008	0.008	0.016	0.045	0.009	0.055	0.053	0.053	0.017	0.071	0.071
11:00:00	0.005	0.007	0.012	0.009	0.014	0.023	0.014	0.014	0.021	0.035	0.035
12:00:00	0.003	0.007	0.010	0.017	0.008	0.026	0.021	0.021	0.015	0.036	0.036
13:00:00	0.003	0.007	0.010	0.014	0.007	0.021	0.017	0.017	0.014	0.031	0.031
14:00:00	0.007	0.006	0.013	0.060	0.022	0.082	0.067	0.067	0.028	0.095	0.095
15:00:00	0.009	0.009	0.019	0.008	0.068	0.077	0.017	0.017	0.078	0.095	0.095
16:00:00	0.008	0.007	0.015	0.012	0.048	0.059	0.020	0.020	0.055	0.074	0.074
17:00:00	0.009	0.002	0.012	0.015	0.092	0.107	0.024	0.024	0.094	0.118	0.118
18:00:00	0.009	0.012	0.021	0.015	0.057	0.072	0.024	0.024	0.068	0.093	0.093
19:00:00	0.005	0.007	0.012	0.012	0.037	0.049	0.016	0.016	0.044	0.060	0.060
20:00:00	0.006	0.006	0.012	0.008	0.012	0.020	0.014	0.014	0.017	0.031	0.031
21:00:00	0.003	0.007	0.010	0.006	0.021	0.027	0.009	0.009	0.028	0.037	0.037
22:00:00	0.005	0.008	0.013	0.031	0.007	0.038	0.036	0.036	0.015	0.051	0.051
23:00:00	0.006	0.002	0.008	0.001	0.059	0.060	0.007	0.007	0.061	0.068	0.068
00:00:00	0.005	0.003	0.008	0.001	0.001	0.002	0.006	0.006	0.005	0.010	0.010
	0.125	0.138	0.263	0.569	0.558	1.127	0.694	0.694	0.696	1.390	1.390

Debenhams

AAWT 66500

Hour Ending	HGV		Lights				Total				
	In	Out	Two-way	In	Out	Two-way	In	Out	Two-way	In	Out
01:00:00	0.017	0.023	0.039	0.030	0.009	0.039	0.047	0.032	0.032	0.078	0.078
02:00:00	0.005	0.006	0.011	0.009	0.006	0.015	0.014	0.012	0.012	0.026	0.026
03:00:00	0.006	0.003	0.009	0.012	0.005	0.017	0.018	0.008	0.008	0.026	0.026
04:00:00	0.006	0.003	0.009	0.008	0.005	0.012	0.014	0.008	0.008	0.021	0.021
05:00:00	0.002	0.003	0.005	0.015	0.003	0.018	0.017	0.006	0.006	0.023	0.023
06:00:00	0.009	0.006	0.015	0.198	0.041	0.239	0.208	0.047	0.047	0.254	0.254

07:00:00	0.006	0.006	0.012	0.039	0.033	0.072	0.045	0.039	0.084
08:00:00	0.009	0.012	0.021	0.072	0.008	0.080	0.081	0.020	0.101
09:00:00	0.009	0.017	0.026	0.065	0.021	0.086	0.074	0.038	0.111
10:00:00	0.006	0.008	0.014	0.032	0.014	0.045	0.038	0.021	0.059
11:00:00	0.005	0.002	0.006	0.014	0.015	0.029	0.018	0.017	0.035
12:00:00	0.009	0.009	0.018	0.026	0.018	0.044	0.035	0.027	0.062
13:00:00	0.023	0.017	0.039	0.029	0.033	0.062	0.051	0.050	0.101
14:00:00	0.015	0.014	0.029	0.156	0.038	0.194	0.171	0.051	0.223
15:00:00	0.012	0.006	0.018	0.032	0.185	0.217	0.044	0.191	0.235
16:00:00	0.012	0.024	0.036	0.015	0.033	0.048	0.027	0.057	0.084
17:00:00	0.006	0.006	0.012	0.023	0.062	0.084	0.029	0.068	0.096
18:00:00	0.014	0.015	0.029	0.026	0.090	0.116	0.039	0.105	0.144
19:00:00	0.012	0.009	0.021	0.015	0.023	0.038	0.027	0.032	0.059
20:00:00	0.006	0.008	0.014	0.009	0.008	0.017	0.015	0.015	0.030
21:00:00	0.006	0.003	0.009	0.003	0.012	0.015	0.009	0.015	0.024
22:00:00	0.002	0.003	0.005	0.003	0.008	0.011	0.005	0.011	0.015
23:00:00	0.009	0.005	0.014	0.002	0.015	0.017	0.011	0.020	0.030
00:00:00	0.002	0.006	0.008	0.002	0.002	0.003	0.003	0.008	0.011
	0.205	0.211	0.415	0.832	0.683	1.514	1.036	0.893	1.929

Magna Park Combined

AAWT 589820

Hour Ending	HG		Lights				Total			
	In	Out	Two-way	In	Out	Two-way	In	Out	Two-way	
01:00:00	0.011	0.015	0.026	0.005	0.036	0.040	0.015	0.050	0.066	
02:00:00	0.011	0.012	0.023	0.008	0.007	0.015	0.019	0.019	0.038	
03:00:00	0.011	0.016	0.027	0.010	0.004	0.014	0.021	0.020	0.041	
04:00:00	0.011	0.016	0.028	0.014	0.008	0.022	0.025	0.025	0.050	
05:00:00	0.015	0.016	0.031	0.025	0.010	0.035	0.040	0.026	0.066	
06:00:00	0.023	0.018	0.040	0.106	0.018	0.125	0.129	0.036	0.165	
07:00:00	0.020	0.024	0.044	0.094	0.042	0.136	0.113	0.066	0.180	
08:00:00	0.020	0.027	0.047	0.094	0.065	0.159	0.114	0.092	0.206	
09:00:00	0.024	0.023	0.047	0.105	0.028	0.132	0.129	0.051	0.179	
10:00:00	0.027	0.026	0.053	0.083	0.024	0.107	0.110	0.050	0.160	
11:00:00	0.030	0.027	0.057	0.033	0.025	0.058	0.063	0.053	0.115	

12:00:00	0.029	0.031	0.060	0.027	0.036	0.062	0.055	0.066	0.122
13:00:00	0.025	0.025	0.050	0.041	0.051	0.093	0.067	0.076	0.143
14:00:00	0.023	0.020	0.043	0.077	0.061	0.138	0.100	0.081	0.181
15:00:00	0.024	0.019	0.043	0.084	0.096	0.179	0.107	0.115	0.222
16:00:00	0.026	0.018	0.044	0.047	0.134	0.181	0.073	0.152	0.225
17:00:00	0.022	0.018	0.040	0.023	0.120	0.143	0.045	0.138	0.182
18:00:00	0.019	0.016	0.035	0.026	0.118	0.144	0.046	0.134	0.180
19:00:00	0.015	0.014	0.029	0.026	0.064	0.089	0.040	0.078	0.118
20:00:00	0.010	0.016	0.026	0.008	0.021	0.029	0.017	0.038	0.055
21:00:00	0.016	0.015	0.031	0.008	0.012	0.019	0.024	0.027	0.051
22:00:00	0.015	0.017	0.032	0.035	0.023	0.058	0.050	0.040	0.090
23:00:00	0.013	0.015	0.028	0.050	0.054	0.103	0.063	0.068	0.131
00:00:00	0.009	0.013	0.022	0.016	0.075	0.090	0.025	0.088	0.113
	0.448	0.458	0.906	1.043	1.130	2.173	1.491	1.588	3.079

Screwfix Total

Hour Ending	30050		30050		30050		30050		30050	
	AAWT		HGV		Lights		Total		Total	
	In	Out	In	Out	In	Out	In	Out	In	Out
01:00:00	0.000	0.000	0.000	0.000	0.000	0.000	0.000	0.000	0.010	0.013
02:00:00	0.000	0.000	0.000	0.003	0.003	0.007	0.003	0.003	0.003	0.007
03:00:00	0.000	0.000	0.000	0.000	0.000	0.000	0.000	0.000	0.000	0.000
04:00:00	0.000	0.000	0.000	0.000	0.000	0.000	0.000	0.000	0.000	0.000
05:00:00	0.000	0.000	0.000	0.000	0.000	0.000	0.000	0.000	0.000	0.000
06:00:00	0.000	0.000	0.000	0.020	0.003	0.023	0.020	0.003	0.003	0.023
07:00:00	0.003	0.000	0.003	0.339	0.053	0.393	0.343	0.053	0.053	0.396
08:00:00	0.003	0.000	0.003	0.063	0.040	0.103	0.067	0.040	0.040	0.106
09:00:00	0.023	0.010	0.033	0.050	0.007	0.057	0.073	0.017	0.017	0.090
10:00:00	0.027	0.020	0.047	0.053	0.030	0.083	0.080	0.050	0.050	0.130
11:00:00	0.027	0.030	0.057	0.060	0.030	0.090	0.087	0.060	0.060	0.146
12:00:00	0.030	0.040	0.070	0.047	0.043	0.090	0.077	0.083	0.083	0.160
13:00:00	0.010	0.037	0.047	0.000	0.007	0.007	0.010	0.043	0.043	0.053
14:00:00	0.023	0.020	0.043	0.057	0.017	0.073	0.080	0.037	0.037	0.116
15:00:00	0.020	0.017	0.037	0.313	0.130	0.443	0.333	0.146	0.146	0.479
16:00:00	0.013	0.013	0.027	0.030	0.266	0.296	0.043	0.280	0.280	0.323

17:00:00	0.017	0.017	0.033	0.013	0.116	0.130	0.030	0.133	0.163
18:00:00	0.013	0.020	0.033	0.030	0.047	0.077	0.043	0.067	0.110
19:00:00	0.007	0.010	0.017	0.013	0.010	0.023	0.020	0.020	0.040
20:00:00	0.007	0.010	0.017	0.007	0.020	0.027	0.013	0.030	0.043
21:00:00	0.013	0.010	0.023	0.007	0.020	0.027	0.020	0.030	0.050
22:00:00	0.013	0.017	0.030	0.003	0.010	0.013	0.017	0.027	0.043
23:00:00	0.003	0.007	0.010	0.050	0.023	0.073	0.053	0.030	0.083
00:00:00	0.010	0.017	0.027	0.003	0.266	0.270	0.013	0.283	0.296
	0.263	0.293	0.556	1.165	1.151	2.316	1.428	1.444	2.872

Weighted Average
AAWT 890209

Trip rates per 100sqm	HGV		Lights				Total			
	In	Out	Two-way	In	Out	Two-way	In	Out	Two-way	Out
0000-0100	0.010	0.014	0.024	0.006	0.029	0.034	0.016	0.043	0.058	0.058
0100-0200	0.009	0.010	0.018	0.007	0.006	0.012	0.016	0.015	0.031	0.031
0200-0300	0.009	0.013	0.022	0.008	0.004	0.011	0.016	0.017	0.033	0.033
0300-0400	0.010	0.015	0.024	0.010	0.007	0.017	0.020	0.022	0.042	0.042
0400-0500	0.012	0.013	0.025	0.019	0.009	0.028	0.030	0.022	0.053	0.053
0500-0600	0.017	0.012	0.029	0.106	0.020	0.126	0.123	0.032	0.155	0.155
0600-0700	0.014	0.018	0.032	0.081	0.037	0.118	0.095	0.055	0.150	0.150
0700-0800	0.015	0.021	0.036	0.096	0.049	0.145	0.111	0.069	0.181	0.181
0800-0900	0.019	0.019	0.038	0.092	0.027	0.119	0.111	0.046	0.157	0.157
0900-1000	0.021	0.020	0.041	0.070	0.020	0.090	0.091	0.041	0.131	0.131
1000-1100	0.022	0.021	0.043	0.029	0.022	0.051	0.051	0.043	0.094	0.094
1100-1200	0.023	0.025	0.047	0.028	0.030	0.059	0.051	0.055	0.106	0.106
1200-1300	0.020	0.021	0.042	0.035	0.044	0.079	0.056	0.065	0.121	0.121
1300-1400	0.019	0.017	0.036	0.078	0.054	0.132	0.097	0.072	0.168	0.168
1400-1500	0.020	0.016	0.035	0.072	0.091	0.162	0.092	0.106	0.198	0.198
1500-1600	0.020	0.016	0.036	0.044	0.109	0.153	0.064	0.125	0.189	0.189
1600-1700	0.018	0.016	0.033	0.021	0.114	0.135	0.039	0.129	0.168	0.168
1700-1800	0.016	0.015	0.031	0.024	0.099	0.124	0.041	0.114	0.155	0.155
1800-1900	0.013	0.012	0.024	0.021	0.050	0.071	0.033	0.062	0.095	0.095
1900-2000	0.010	0.013	0.024	0.010	0.018	0.028	0.020	0.032	0.052	0.052
2000-2100	0.017	0.012	0.029	0.007	0.013	0.020	0.024	0.025	0.049	0.049
2100-2200	0.015	0.014	0.030	0.029	0.021	0.051	0.044	0.036	0.080	0.080
2200-2300	0.012	0.012	0.024	0.035	0.044	0.080	0.048	0.056	0.104	0.104
2300-2400	0.009	0.012	0.021	0.015	0.059	0.074	0.024	0.071	0.095	0.095

Western Site
AAWT 180000

Trip rates per 100sqm	HGV		Lights		Total	
	In	Out	Two-way	In	Out	Two-way
0000-0100	18	25	43	10	52	62
0100-0200	16	18	33	12	10	22
0200-0300	15	24	40	14	6	20
0300-0400	17	27	44	18	13	31
0400-0500	21	23	44	34	17	50
0500-0600	30	22	52	191	35	226
0600-0700	26	32	58	146	67	213
0700-0800	27	37	64	173	88	261
0800-0900	34	34	68	166	49	215
0900-1000	38	36	74	125	37	162
1000-1100	40	38	78	52	39	91
1100-1200	41	44	85	51	55	106
1200-1300	37	38	75	63	79	142
1300-1400	34	31	65	140	98	238
1400-1500	36	28	64	129	163	292
1500-1600	37	29	65	79	196	275
1600-1700	32	28	60	38	204	242
1700-1800	29	27	56	44	179	223
1800-1900	23	21	43	37	91	128
1900-2000	19	24	43	18	33	51
2000-2100	31	22	53	12	24	36
2100-2200	27	26	53	52	39	91
2200-2300	22	22	44	63	80	143
2300-2400	16	22	38	28	106	134

Eastern Site
AAWT 100000

Trip rates per 100sqm	HGV		Lights		Total	
	In	Out	Two-way	In	Out	Two-way
0000-0100	10	14	24	6	29	34
0100-0200	9	10	18	7	6	12

0200-0300	9	13	22	8	4	11	16	17	33
0300-0400	10	15	24	10	7	17	20	22	42
0400-0500	12	13	25	19	9	28	30	22	53
0500-0600	17	12	29	106	20	126	123	32	155
0600-0700	14	18	32	81	37	118	95	55	150
0700-0800	15	21	36	96	49	145	111	69	181
0800-0900	19	19	38	92	27	119	111	46	157
0900-1000	21	20	41	70	20	90	91	41	131
1000-1100	22	21	43	29	22	51	51	43	94
1100-1200	23	25	47	28	30	59	51	55	106
1200-1300	20	21	42	35	44	79	56	65	121
1300-1400	19	17	36	78	54	132	97	72	168
1400-1500	20	16	35	72	91	162	92	106	198
1500-1600	20	16	36	44	109	153	64	125	189
1600-1700	18	16	33	21	114	135	39	129	168
1700-1800	16	15	31	24	99	124	41	114	155
1800-1900	13	12	24	21	50	71	33	62	95
1900-2000	10	13	24	10	18	28	20	32	52
2000-2100	17	12	29	7	13	20	24	25	49
2100-2200	15	14	30	29	21	51	44	36	80
2200-2300	12	12	24	35	44	80	48	56	104
2300-2400	9	12	21	15	59	74	24	71	95

Appendix F
Journey to Work Distribution

Row Labels	Sum of	Sum of Driving a car or van
Cherwell	972	57.8%
Aylesbury Vale	176	10.5%
South Northamptonshire	139	8.3%
West Oxfordshire	45	2.7%
Vale of White Horse	35	2.1%
South Oxfordshire	34	2.0%
Milton Keynes	30	1.8%
Oxford	28	1.7%
Stratford-on-Avon	10	0.6%
Northampton	9	0.5%
Daventry	8	0.5%
Wiltshire	7	0.4%
Wycombe	7	0.4%
Birmingham	6	0.4%
Central Bedfordshire	6	0.4%
Chiltern	6	0.4%
Kingston upon Hull	6	0.4%
Warwick	6	0.4%
Wellingborough	6	0.4%
Dacorum	5	0.3%
Dudley	5	0.3%
West Berkshire	5	0.3%
Charnwood	4	0.2%
Colchester	4	0.2%
Swindon	4	0.2%
Barnet	3	0.2%
Cheltenham	3	0.2%
Rushmoor	3	0.2%
Shropshire	3	0.2%
South Bucks	3	0.2%
Bedford	2	0.1%
Bromsgrove	2	0.1%
Canterbury	2	0.1%
Corby	2	0.1%
Cornwall	2	0.1%
Cotswold	2	0.1%
East Hertfordshire	2	0.1%
Great Yarmouth	2	0.1%
Huntingdonshire	2	0.1%
Leeds	2	0.1%
North East Lincolnshire	2	0.1%
Peterborough	2	0.1%
Plymouth	2	0.1%
Redditch	2	0.1%
Rugby	2	0.1%
Sefton	2	0.1%

Solihull	2	0.1%
South Kesteven	2	0.1%
South Somerset	2	0.1%
Stockton-on-Tees	2	0.1%
Swale	2	0.1%
Tameside	2	0.1%
Tandridge	2	0.1%
Telford and Wrekin	2	0.1%
Tonbridge and Malling	2	0.1%
Waltham Forest	2	0.1%
Wychavon	2	0.1%
Amber Valley	1	0.1%
Basingstoke and Deane	1	0.1%
Brighton and Hove	1	0.1%
Bristol	1	0.1%
Camden	1	0.1%
Coventry	1	0.1%
Denbighshire	1	0.1%
Doncaster	1	0.1%
East Cambridgeshire	1	0.1%
Eden	1	0.1%
Erewash	1	0.1%
Fenland	1	0.1%
Gedling	1	0.1%
Hammersmith and Fulham	1	0.1%
Havering	1	0.1%
Herefordshire	1	0.1%
Hertsmere	1	0.1%
Hillingdon	1	0.1%
Kingston upon Thames	1	0.1%
Kirklees	1	0.1%
Luton	1	0.1%
Maidstone	1	0.1%
Monmouthshire	1	0.1%
Neath Port Talbot	1	0.1%
New Forest	1	0.1%
Newham	1	0.1%
North Devon	1	0.1%
North Norfolk	1	0.1%
North Warwickshire	1	0.1%
North West Leicestershire	1	0.1%
Nottingham	1	0.1%
Redcar and Cleveland	1	0.1%
Richmond upon Thames	1	0.1%
Sedgemoor	1	0.1%
Sheffield	1	0.1%
South Derbyshire	1	0.1%

St. Helens	1	0.1%
Stevenage	1	0.1%
Teignbridge	1	0.1%
Test Valley	1	0.1%
Tewkesbury	1	0.1%
Trafford	1	0.1%
Wandsworth	1	0.1%
Wealden	1	0.1%
West Lancashire	1	0.1%
Westminster	1	0.1%
Winchester	1	0.1%
Wolverhampton	1	0.1%
Wyre Forest	1	0.1%
Grand Total	1681	100.0%

Appendix G
HGVS Distribution

Cherwell HGV - artic		South Northants HGV - artic	
Origin	Destination 2-way	Origin	Destination 2-way
LO	3%	3%	2%
EE	11%	11%	11%
EM	10%	42%	39%
YH	4%	2%	3%
NE	1%	0%	1%
S	2%	1%	2%
NW	4%	2%	3%
W	1%	1%	1%
SE	49%	23%	24%
SW	6%	3%	3%
WM	8%	11%	10%
	100%	100%	100%
Cherwell	13%	7%	10%
M40N	13%	13%	14%
M40S	16%	14%	12%
A34	30%	10%	9%
A43	18%	47%	46%
A421	10%	6%	6%
B4100	13%	9%	13%
	100%	100%	100%

Cherwell + South Northants HGV - artic		Cherwell + South Northants HGV - artic	
Origin	Destination 2-way	Origin	Destination 2-way
	3%	3%	3%
	11%	11%	11%
	16%	15%	15%
	3%	5%	4%
	1%	1%	1%
	2%	3%	2%
	4%	5%	5%
	1%	2%	1%
	45%	39%	42%
	6%	6%	6%
	9%	9%	9%
	100%	100%	100%
	12%	13%	12%
	13%	16%	15%
	16%	15%	16%
	27%	23%	25%
	23%	24%	23%
	10%	8%	9%
	12%	13%	13%
	100%	100%	100%

Cherwell + South Northants HGV - artic		Cherwell + South Northants HGV - artic	
Origin	Destination 2-way	Origin	Destination 2-way
	3%	3%	3%
	11%	12%	11%
	16%	15%	15%
	3%	5%	4%
	1%	1%	1%
	2%	3%	2%
	4%	5%	5%
	1%	2%	1%
	45%	39%	42%
	6%	6%	6%
	9%	9%	9%
	100%	100%	100%
	12%	13%	12%
	17%	20%	19%
	16%	15%	16%
	30%	27%	29%
	23%	24%	23%
	10%	8%	9%
	5%	6%	5%
	100%	100%	100%

*B4100 includes Cherwell

Appendix H
Traffic Survey Data

10520 BAYNARDS GREEN										
JUNE 2021										
Site	Location	Direction	Start Date	End Date	Posted Speed Limit (PSL)	Total Vehicles	5 Day Ave.	7 Day Ave.	Average 85%ile Speed	Average Mean Speed
Site No: 10520002	Site 2 - B4100 (E), Baynards Green att to Rd Sign 51,956330, -1,199101	Channel: Southeastbound	Sat 19-Jun-21	Fri 25-Jun-21	50	44847	6906	6407	54.3	48.3
		Channel: Northwestbound	Sat 19-Jun-21	Fri 25-Jun-21						

10520

BAYNARDS GREEN

Site No: 10520002

Location

Site 2 - B4100 (E), Baynards Green att to Rd Sign

Sat 19-Jun-21 to Fri 25-Jun-21

Channel: Southeastbound

TIME PERIOD	TOTAL VEHICLES	MOTOR-CYCLES	CARS OR CAR-BASED LGV	LIGHT GOODS VEHICLES	BUSES	TWO AXLE, SIX TYRE, RIGID/BUSES		THREE AXLE RIGID	FOUR OR MORE AXLE RIGID		FOUR OR LESS AXLE ARTIC		FIVE OR LESS AXLE MULTI-TRAILER ARTIC		SIX OR MORE AXLE MULTI-TRAILER ARTIC		SEVEN OR MORE AXLE ARTIC			
						RIGID	BUSES		RIGID	AXLE	ARTIC	AXLE	ARTIC	AXLE	ARTIC	AXLE	ARTIC	AXLE	ARTIC	AXLE
Sat 19-Jun-21																				
00:00	25	0	24	1	0	0	0	0	0	0	0	0	0	0	0	0	0	0	0	
01:00	28	0	24	1	0	0	0	1	0	0	0	0	0	0	2	0	0	0	0	
02:00	26	0	20	5	0	0	0	0	0	0	0	0	0	0	0	0	0	0	0	
03:00	18	0	14	1	0	0	1	1	0	0	0	0	0	0	1	0	0	0	0	
04:00	28	0	21	2	0	0	0	0	0	1	0	0	0	0	1	0	0	0	0	
05:00	50	0	40	5	0	0	1	0	0	0	0	0	0	0	3	1	0	0	0	
06:00	135	3	109	19	0	0	0	0	0	0	0	0	0	0	3	0	0	0	0	
07:00	217	2	177	30	0	0	2	1	0	0	0	0	0	0	2	3	0	0	0	
08:00	314	4	270	32	0	0	1	1	0	0	1	1	1	2	2	0	0	0	0	
09:00	427	3	392	22	1	1	1	2	0	0	2	0	2	2	2	0	0	0	0	
10:00	482	7	449	20	1	1	1	1	0	0	2	0	1	0	1	0	0	0	0	
11:00	513	4	472	26	1	3	0	0	0	0	1	1	2	3	0	0	0	0	0	
12:00	532	3	493	28	0	0	0	1	0	0	3	0	4	0	0	0	0	0	0	
13:00	473	2	445	16	2	2	1	1	0	0	0	0	2	3	0	0	0	0	0	
14:00	394	3	373	15	0	0	1	1	0	0	1	0	0	0	0	0	0	0	0	
15:00	403	3	380	16	1	0	0	0	0	0	2	0	0	1	0	0	0	0	0	
16:00	410	1	397	9	0	0	2	0	0	0	0	0	1	0	0	0	0	0	0	
17:00	329	1	312	14	0	0	2	0	0	0	0	0	0	0	0	0	0	0	0	
18:00	293	4	274	12	0	0	0	2	0	0	0	0	1	0	0	0	0	0	0	
19:00	198	1	190	7	0	0	0	0	0	0	0	0	0	0	0	0	0	0	0	
20:00	187	0	182	3	0	0	0	0	0	0	1	0	0	1	0	0	0	0	0	
21:00	110	0	107	2	0	0	0	0	0	0	0	0	0	1	0	0	0	0	0	
22:00	94	0	93	1	0	0	0	0	0	0	0	0	0	0	0	0	0	0	0	
23:00	67	0	65	1	0	0	0	0	0	0	0	0	0	1	0	0	0	0	0	
12H,7-19	4787	37	4434	240	6	15	10	10	0	0	12	2	17	14	0	0	0	0	0	
16H,6-22	5417	41	5022	271	6	15	10	10	0	0	14	2	21	15	0	0	0	0	0	
18H,6-24	5578	41	5180	273	6	15	10	10	0	0	14	2	22	15	0	0	0	0	0	
24H,0-24	5763	41	5323	288	6	17	12	12	0	0	15	2	29	20	0	0	0	0	0	
Sun 20-Jun-21																				
00:00	35	0	35	0	0	0	0	0	0	0	0	0	0	0	0	0	0	0	0	
01:00	18	0	16	0	0	0	0	0	0	0	0	0	0	2	0	0	0	0	0	

10520

BAYNARDS GREEN

Site No: 10520002

Location

Site 2 - B4100 (E), Baynards Green att to Rd Sign

Sat 19-Jun-21 to Fri 25-Jun-21

Channel: Southeastbound

TIME PERIOD	TOTAL VEHICLES	MOTOR-CYCLES	CARS OR		LIGHT GOODS VEHICLES	BUSES	TWO AXLE, SIX TYRE, RIGID/BUSES		THREE AXLE RIGID		FOUR OR MORE AXLE RIGID		FOUR OR LESS AXLE ARTIC		FIVE OR LESS AXLE MULTI-TRAILER ARTIC		SIX OR MORE AXLE MULTI-TRAILER ARTIC		SEVEN OR MORE AXLE ARTIC	
			CAR-BASED LGV	BASED			RIGID	BUSES	RIGID	AXLE	RIGID	AXLE	ARTIC	AXLE	ARTIC	AXLE	ARTIC	AXLE	ARTIC	AXLE
02:00	12	0	10	2	0	0	0	0	0	0	0	0	0	0	0	0	0	0	0	0
03:00	11	0	10	0	0	0	0	0	0	0	0	0	0	0	0	0	0	0	0	0
04:00	8	0	5	2	0	0	0	0	0	0	0	0	0	0	0	0	0	0	0	0
05:00	29	0	24	2	0	0	1	0	0	0	0	0	0	0	0	0	0	0	0	0
06:00	71	0	63	6	0	0	0	0	0	0	0	0	0	0	0	0	0	0	0	0
07:00	86	1	76	7	0	0	0	0	0	0	0	0	0	0	0	0	0	0	0	0
08:00	112	1	99	10	0	0	0	0	0	0	0	0	0	0	0	0	0	0	0	0
09:00	231	2	218	10	0	0	0	0	0	0	0	0	0	0	0	0	0	0	0	0
10:00	377	4	356	13	0	0	1	0	0	0	0	0	0	0	0	0	0	0	0	0
11:00	417	0	391	21	0	0	0	0	0	0	0	0	0	0	0	0	0	0	0	0
12:00	446	5	422	13	0	0	1	0	0	0	0	0	0	0	0	0	0	0	0	0
13:00	378	1	364	11	0	0	0	0	0	0	0	0	0	0	0	0	0	0	0	0
14:00	369	2	354	10	0	0	0	0	0	0	0	0	0	0	0	0	0	0	0	0
15:00	315	0	300	12	0	0	0	0	0	0	0	0	0	0	0	0	0	0	0	0
16:00	349	3	332	10	0	0	1	0	0	0	0	0	0	0	0	0	0	0	0	0
17:00	332	1	316	11	0	0	0	0	0	0	0	0	0	0	0	0	0	0	0	0
18:00	298	5	283	5	0	0	0	0	0	0	0	0	0	0	0	0	0	0	0	0
19:00	238	0	226	9	0	0	0	0	0	0	0	0	0	0	0	0	0	0	0	0
20:00	188	2	174	11	0	0	0	0	0	0	0	0	0	0	0	0	0	0	0	0
21:00	128	0	123	4	0	0	0	0	0	0	0	0	0	0	0	0	0	0	0	0
22:00	74	0	67	3	0	0	0	0	0	0	0	0	0	0	0	0	0	0	0	0
23:00	41	1	34	3	0	0	0	0	0	0	0	0	0	0	0	0	0	0	0	0
12H,7-19	3710	25	3511	133	0	3	5	1	11	1	11	11	11	11	11	13	8	13	0	0
16H,6-22	4335	27	4097	163	0	5	6	1	13	1	13	13	13	13	13	15	8	15	0	0
18H,6-24	4450	28	4198	169	0	5	7	1	13	1	13	13	13	13	18	11	18	0	0	0
24H,0-24	4563	28	4298	175	0	6	8	1	13	1	13	13	13	13	20	13	20	0	0	0
Mon 21-Jun-21																				
00:00	20	0	16	2	0	0	0	0	0	0	0	0	0	0	0	0	0	0	0	0
01:00	13	2	9	0	0	0	1	0	0	0	0	0	0	0	0	0	0	0	0	0
02:00	13	0	9	2	0	0	0	0	0	0	0	0	0	0	0	0	0	0	0	0
03:00	24	0	22	0	0	0	0	0	0	0	0	0	0	0	0	0	0	0	0	0
04:00	30	0	19	6	0	0	0	0	0	0	0	0	0	0	0	0	0	0	0	0

10520

BAYNARDS GREEN

Site No: 10520002

Location

Site 2 - B4100 (E), Baynards Green att to Rd Sign

Sat 19-Jun-21 to Fri 25-Jun-21

Channel: Southeastbound

TIME PERIOD	TOTAL VEHICLES	MOTOR-CYCLES	CARS OR		LIGHT GOODS VEHICLES	BUSES	TWO AXLE, SIX TYRE, RIGID/BUSES		THREE AXLE RIGID	FOUR OR MORE AXLE RIGID		FOUR OR LESS AXLE ARTIC		FIVE OR LESS AXLE MULTI-TRAILER ARTIC		SIX OR MORE AXLE MULTI-TRAILER ARTIC		SEVEN OR MORE AXLE ARTIC	
			LGV	BASED			RIGID	BUSES		RIGID	AXLE	RIGID	AXLE	ARTIC	AXLE	ARTIC	AXLE	ARTIC	AXLE
05:00	114	2	94	0	9	0	3	2	0	0	0	0	1	3	0	0	0	0	
06:00	359	0	307	0	44	0	3	0	0	0	1	0	3	1	0	0	0	0	
07:00	819	2	709	0	79	0	4	4	1	7	0	10	3	0	0	0	0	0	
08:00	753	6	647	0	75	0	7	6	0	4	1	3	4	0	0	0	0	0	
09:00	446	1	367	1	56	1	7	1	1	5	0	5	2	0	0	0	0	0	
10:00	372	1	318	0	38	0	5	1	0	6	0	0	3	0	0	0	0	0	
11:00	382	0	313	0	46	0	6	5	0	5	0	6	1	0	0	0	0	0	
12:00	367	1	310	0	40	0	7	0	0	3	0	1	5	0	0	0	0	0	
13:00	331	1	289	0	31	0	0	1	0	3	0	3	3	0	0	0	0	0	
14:00	362	3	291	0	49	0	5	0	0	4	1	5	4	0	0	0	0	0	
15:00	405	2	353	0	36	0	6	1	0	5	0	2	0	0	0	0	0	0	
16:00	491	2	434	0	40	0	6	2	0	6	0	1	0	0	0	0	0	0	
17:00	474	2	441	1	24	1	3	0	0	1	0	1	1	0	0	0	0	0	
18:00	388	3	357	1	14	1	3	2	0	4	0	2	2	0	0	0	0	0	
19:00	215	0	199	0	11	0	0	1	0	0	0	3	1	0	0	0	0	0	
20:00	171	0	163	0	3	0	0	1	0	0	0	2	2	0	0	0	0	0	
21:00	90	0	86	0	4	0	0	0	0	0	0	0	0	0	0	0	0	0	
22:00	81	1	74	0	3	0	0	1	0	0	0	2	0	0	0	0	0	0	
23:00	39	1	36	0	1	0	0	0	0	0	0	1	0	0	0	0	0	0	
12H,7-19	5590	24	4829	3	528	3	59	23	2	53	2	37	30	0	0	0	0	0	
16H,6-22	6425	24	5584	3	590	3	62	25	2	54	2	45	34	0	0	0	0	0	
18H,6-24	6545	26	5694	3	594	3	62	26	2	54	2	47	35	0	0	0	0	0	
24H,0-24	6759	30	5863	3	613	3	66	30	2	54	3	51	44	0	0	0	0	0	
Tue 22-Jun-21																			
00:00	21	0	16	0	3	0	0	0	0	0	0	1	1	0	0	0	0	0	
01:00	14	0	12	0	1	0	0	0	0	0	0	1	1	0	0	0	0	0	
02:00	16	0	16	0	0	0	0	0	0	0	0	0	0	0	0	0	0	0	
03:00	23	0	20	0	1	0	0	0	0	0	0	2	0	0	0	0	0	0	
04:00	42	0	29	1	8	1	0	0	0	1	0	0	3	0	0	0	0	0	
05:00	115	1	99	0	10	0	2	1	1	0	0	1	0	0	0	0	0	0	
06:00	373	1	317	0	44	0	0	2	0	3	0	4	2	0	0	0	0	0	
07:00	751	1	650	1	72	1	3	7	0	5	0	9	3	0	0	0	0	0	

10520

BAYNARDS GREEN

Site No: 10520002

Location

Site 2 - B4100 (E), Baynards Green att to Rd Sign

Sat 19-Jun-21 to Fri 25-Jun-21

Channel: Southeastbound

TIME PERIOD	TOTAL VEHICLES	MOTOR-CYCLES	CARS OR CAR-BASED LGV	LIGHT GOODS VEHICLES	BUSES	TWO AXLE, SIX TYRE, RIGID/BUSES		THREE AXLE RIGID		FOUR OR MORE AXLE RIGID		FOUR OR LESS AXLE ARTIC		FIVE OR LESS AXLE MULTI-TRAILER ARTIC		SIX OR MORE AXLE MULTI-TRAILER ARTIC		SEVEN OR MORE AXLE ARTIC	
						RIGID	BUSES	RIGID	AXLE	RIGID	AXLE	ARTIC	AXLE	ARTIC	ARTIC	AXLE	ARTIC	ARTIC	AXLE
08:00	670	5	589	60	0	4	3	0	0	2	2	1	3	0	0	0	0	0	
09:00	446	1	370	51	1	6	3	0	0	6	6	0	4	0	0	0	0	0	
10:00	414	3	353	44	1	2	5	0	0	1	1	0	3	0	0	0	0	0	
11:00	373	1	294	53	2	5	1	0	0	6	6	1	2	0	0	0	0	0	
12:00	362	6	289	43	2	4	2	0	0	4	4	1	4	0	0	0	0	0	
13:00	365	1	301	42	2	2	4	2	2	4	4	0	4	0	0	0	0	0	
14:00	392	4	321	47	1	5	0	0	0	4	4	1	3	0	0	0	0	0	
15:00	415	1	352	41	0	11	1	0	0	5	5	0	1	0	0	0	0	0	
16:00	504	4	443	31	2	11	2	0	0	4	4	0	5	0	0	0	0	0	
17:00	493	1	457	28	1	2	0	0	0	1	1	0	1	0	0	0	0	0	
18:00	381	2	357	13	0	2	1	0	0	2	2	0	2	0	0	0	0	0	
19:00	262	1	249	10	0	0	0	0	0	0	0	0	2	0	0	0	0	0	
20:00	132	1	124	3	0	0	0	0	0	1	1	0	3	0	0	0	0	0	
21:00	104	1	97	4	0	0	1	0	0	0	0	0	0	0	0	0	0	0	
22:00	105	0	100	4	0	0	0	0	0	0	0	0	1	0	0	0	0	0	
23:00	59	1	50	4	0	0	0	0	0	0	0	0	4	0	0	0	0	0	
12H,7-19	5566	30	4776	525	13	57	29	2	44	4	51	35	0	0	0	0	0	0	
16H,6-22	6437	34	5563	586	13	57	32	2	48	4	56	42	0	0	0	0	0	0	
18H,6-24	6601	35	5713	594	13	57	32	2	48	4	57	46	0	0	0	0	0	0	
24H,0-24	6832	36	5905	617	14	59	33	3	49	4	61	51	0	0	0	0	0	0	
Wed 23-Jun-21																			
00:00	20	0	16	1	0	0	0	0	0	0	0	0	3	0	0	0	0	0	
01:00	22	0	19	0	0	0	0	0	0	0	0	0	2	0	0	0	0	0	
02:00	11	0	8	1	0	0	0	0	0	0	0	0	1	0	0	0	0	0	
03:00	20	0	17	2	0	0	1	0	0	0	0	0	0	0	0	0	0	0	
04:00	43	0	30	8	0	1	1	0	0	0	0	0	3	0	0	0	0	0	
05:00	112	4	94	9	0	0	1	0	0	0	0	0	2	0	0	0	0	0	
06:00	370	3	303	46	1	4	1	0	0	2	2	0	8	0	0	0	0	0	
07:00	776	3	683	67	0	4	5	0	0	6	6	0	1	0	0	0	0	0	
08:00	671	7	583	53	3	3	4	0	0	8	8	0	3	0	0	0	0	0	
09:00	489	1	415	51	1	3	2	0	0	5	5	0	4	0	0	0	0	0	
10:00	375	2	308	45	0	6	0	0	0	4	4	1	8	0	0	0	0	0	

10520

BAYNARDS GREEN

Site No: 10520002

Location

Site 2 - B4100 (E), Baynards Green att to Rd Sign

Sat 19-Jun-21 to Fri 25-Jun-21

Channel: Southeastbound

TIME PERIOD	TOTAL VEHICLES	MOTOR-CYCLES	CARS OR CAR-BASED LGV	LIGHT GOODS VEHICLES	BUSES	TWO AXLE, SIX TYRE, RIGID/BUSES		THREE AXLE RIGID	FOUR OR MORE AXLE RIGID		FOUR OR LESS AXLE ARTIC		FIVE OR LESS AXLE MULTI-TRAILER ARTIC		SIX OR MORE AXLE MULTI-TRAILER ARTIC		SEVEN OR MORE AXLE ARTIC		
						RIGID	BUSES		RIGID	AXLE	RIGID	AXLE	ARTIC	AXLE	ARTIC	ARTIC	AXLE	ARTIC	ARTIC
11:00	414	5	339	52	0	4	2	2	0	0	8	2	2	0	0	0	0	0	
12:00	374	9	295	43	1	7	3	3	0	0	5	1	6	4	0	0	0	0	
13:00	350	2	284	44	1	5	1	1	0	0	5	0	5	3	0	0	0	0	
14:00	374	3	317	38	0	5	2	2	0	0	3	0	4	2	0	0	0	0	
15:00	422	5	355	49	0	6	0	0	0	0	2	0	4	1	0	0	0	0	
16:00	476	3	424	33	2	6	1	1	0	0	1	0	3	3	0	0	0	0	
17:00	495	5	453	23	1	3	0	0	0	0	2	0	4	4	0	0	0	0	
18:00	393	6	352	16	0	5	2	2	1	1	4	0	2	5	0	0	0	0	
19:00	253	8	229	7	0	1	0	0	0	0	3	0	3	2	0	0	0	0	
20:00	187	22	161	2	0	0	1	1	0	0	0	1	0	0	0	0	0	0	
21:00	145	3	139	2	0	0	0	0	0	0	0	0	0	1	0	0	0	0	
22:00	105	4	94	3	0	0	1	1	0	0	1	0	0	2	0	0	0	0	
23:00	49	0	42	3	0	1	0	0	0	0	0	0	2	1	0	0	0	0	
12H,7-19	5609	51	4808	514	9	57	22	22	1	53	2	55	37	0	0	0	0	0	
16H,6-22	6564	87	5640	571	10	62	24	24	1	58	3	60	48	0	0	0	0	0	
18H,6-24	6718	91	5776	577	10	63	25	25	1	59	3	62	51	0	0	0	0	0	
24H,0-24	6946	95	5960	598	10	64	28	28	1	59	3	69	59	0	0	0	0	0	
Thu 24-Jun-21																			
00:00	25	0	21	1	0	0	0	0	0	0	0	0	2	1	0	0	0	0	
01:00	14	0	11	1	0	0	0	0	0	0	0	0	1	1	0	0	0	0	
02:00	14	0	11	1	0	0	0	0	0	0	0	0	1	1	0	0	0	0	
03:00	24	0	18	5	0	0	0	0	0	0	0	0	1	0	0	0	0	0	
04:00	42	0	28	7	0	1	0	0	0	0	0	0	3	3	0	0	0	0	
05:00	127	2	99	14	0	1	3	3	0	1	1	0	4	3	0	0	0	0	
06:00	362	1	295	48	1	6	1	1	0	1	1	1	5	3	0	0	0	0	
07:00	751	3	667	65	0	3	3	3	0	2	1	1	3	4	0	0	0	0	
08:00	684	3	591	69	1	3	1	1	0	3	0	0	4	9	0	0	0	0	
09:00	443	1	365	50	1	8	1	1	0	4	1	1	6	6	0	0	0	0	
10:00	366	1	296	55	0	3	3	3	0	1	1	0	5	2	0	0	0	0	
11:00	419	0	343	62	2	3	3	3	0	3	0	0	2	1	0	0	0	0	
12:00	336	1	270	47	0	5	1	1	0	5	0	0	3	4	0	0	0	0	
13:00	402	1	343	46	0	5	0	0	0	1	1	1	2	3	0	0	0	0	

10520

BAYNARDS GREEN

Site No: 10520002

Location

Site 2 - B4100 (E), Baynards Green att to Rd Sign

Sat 19-Jun-21 to Fri 25-Jun-21

Channel: Southeastbound

TIME PERIOD	TOTAL VEHICLES	MOTOR-CYCLES	CARS OR		LIGHT GOODS VEHICLES	BUSES	TWO AXLE, SIX TYRE, RIGID/BUSES		THREE AXLE RIGID	FOUR OR MORE AXLE RIGID		FOUR OR LESS AXLE ARTIC		FIVE OR LESS AXLE MULTI-TRAILER ARTIC		SIX OR MORE AXLE MULTI-TRAILER ARTIC		SEVEN OR MORE AXLE ARTIC	
			CAR-BASED LGV	BASED			RIGID	BUSES		RIGID	AXLE	RIGID	AXLE	ARTIC	AXLE	ARTIC	AXLE	ARTIC	AXLE
14:00	486	5	396	61	0	5	1	0	0	2	1	6	9	0	0	0	0	0	
15:00	478	3	399	52	1	10	0	0	0	4	0	6	3	0	0	0	0	0	
16:00	509	3	447	43	0	6	2	0	0	7	0	1	0	0	0	0	0	0	
17:00	547	5	493	38	0	2	0	0	0	2	0	1	6	0	0	0	0	0	
18:00	424	4	387	25	1	0	0	0	0	2	0	2	3	0	0	0	0	0	
19:00	260	3	244	8	0	0	0	0	0	0	0	3	2	0	0	0	0	0	
20:00	190	0	174	7	0	0	2	0	0	4	0	2	1	0	0	0	0	0	
21:00	133	2	122	6	0	0	0	0	0	1	0	1	1	0	0	0	0	0	
22:00	81	1	74	2	0	0	0	0	0	0	0	3	1	0	0	0	0	0	
23:00	57	0	52	3	0	1	0	0	0	0	0	1	0	0	0	0	0	0	
12H,7-19	5845	30	4997	613	6	53	15	0	36	4	41	50	0	0	0	0	0	0	
16H,6-22	6790	36	5832	682	7	59	18	0	42	5	52	57	0	0	0	0	0	0	
18H,6-24	6928	37	5958	687	7	60	18	0	42	5	55	59	0	0	0	0	0	0	
24H,0-24	7174	39	6146	716	7	62	21	0	43	5	67	68	0	0	0	0	0	0	
Fri 25-Jun-21																			
00:00	25	0	15	3	0	0	0	0	0	0	0	4	3	0	0	0	0	0	
01:00	20	0	18	1	0	0	0	0	0	0	0	1	0	0	0	0	0	0	
02:00	10	1	8	1	0	0	0	0	0	0	0	0	0	0	0	0	0	0	
03:00	34	0	27	5	0	1	0	0	0	0	0	1	0	0	0	0	0	0	
04:00	35	0	23	7	0	1	1	0	2	0	0	1	0	0	0	0	0	0	
05:00	114	1	93	11	0	2	1	0	1	0	3	2	0	0	0	0	0	0	
06:00	342	1	283	42	1	1	4	0	0	0	6	4	0	0	0	0	0	0	
07:00	737	1	628	78	0	5	4	0	8	0	9	4	0	0	0	0	0	0	
08:00	637	4	556	57	0	5	1	0	8	0	4	2	0	0	0	0	0	0	
09:00	474	0	413	47	0	3	2	0	5	0	1	3	0	0	0	0	0	0	
10:00	388	1	325	41	0	7	1	0	2	0	8	3	0	0	0	0	0	0	
11:00	415	0	359	41	0	6	3	0	0	0	3	3	0	0	0	0	0	0	
12:00	384	1	336	33	1	4	3	0	0	0	3	3	0	0	0	0	0	0	
13:00	387	5	340	30	1	4	3	0	2	0	0	2	0	0	0	0	0	0	
14:00	358	0	314	22	1	9	2	0	6	0	2	2	0	0	0	0	0	0	
15:00	455	4	385	41	1	7	2	0	7	0	4	4	0	0	0	0	0	0	
16:00	389	1	348	25	0	4	6	1	2	0	1	1	0	0	0	0	0	0	

10520

BAYNARDS GREEN

Site No: 10520002

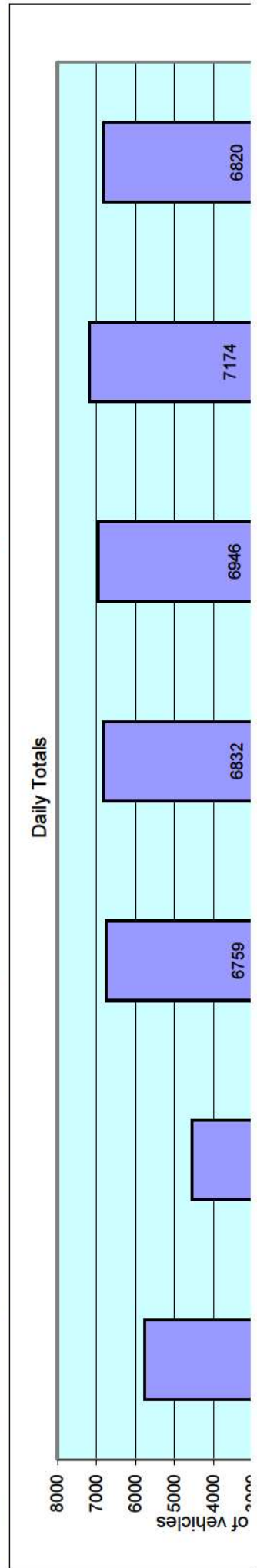
Location

Site 2 - B4100 (E), Baynards Green att to Rd Sign

Sat 19-Jun-21 to Fri 25-Jun-21

Channel: Southeastbound

TIME PERIOD	TOTAL VEHICLES	MOTOR-CYCLES	CARS OR CAR-BASED LGV		LIGHT GOODS VEHICLES	BUSES	TWO AXLE, SIX TYRE, RIGID/BUSES		THREE AXLE RIGID		FOUR OR MORE AXLE RIGID		FOUR OR LESS AXLE ARTIC		FIVE OR LESS AXLE MULTI-TRAILER ARTIC		SIX OR MORE AXLE MULTI-TRAILER ARTIC		SEVEN OR MORE AXLE ARTIC	
			2	325			16	0	0	0	2	0	0	4	0	0	1	1	0	0
17:00	351	2	325		16	0	0	0	2	0	0	4	0	0	0	0	0	0	0	
18:00	396	3	361		21	1	3	1	0	0	3	0	0	1	2	0	0	0	0	
19:00	334	0	319		11	0	0	0	0	0	0	0	0	2	0	0	0	0	0	
20:00	184	2	173		6	0	1	1	0	0	1	0	0	0	0	0	0	0	0	
21:00	162	3	151		3	0	1	0	0	0	1	0	0	2	1	0	0	0	0	
22:00	112	0	106		4	0	0	0	0	0	0	0	0	2	0	0	0	0	0	
23:00	77	0	71		4	0	0	0	0	0	0	0	0	1	0	0	0	0	0	
12H,7-19	5371	22	4690		452	5	57	30	1	47	0	37	0	30	0	0	0	0	0	
16H,6-22	6393	28	5616		514	6	60	35	1	49	0	47	0	37	0	0	0	0	0	
18H,6-24	6582	28	5793		522	6	60	35	1	49	0	50	0	38	0	0	0	0	0	
24H,0-24	6820	30	5977		550	6	64	37	1	52	0	58	0	45	0	0	0	0	0	
Daily Totals																				
Sat 19-Jun-21	5753	41	5323		288	6	17	12	0	15	2	29	0	20	0	0	0	0	0	
Sun 20-Jun-21	4563	28	4298		175	0	6	8	1	13	1	13	0	20	0	0	0	0	0	
Mon 21-Jun-21	6759	30	5863		613	3	66	30	2	54	3	51	44	0	0	0	0	0	0	
Tue 22-Jun-21	6832	36	5905		617	14	59	33	3	49	4	61	51	0	0	0	0	0	0	
Wed 23-Jun-21	6946	95	5960		598	10	64	28	1	59	3	69	59	0	0	0	0	0	0	
Thu 24-Jun-21	7174	39	6146		716	7	62	21	0	43	5	67	68	0	0	0	0	0	0	
Fri 25-Jun-21	6820	30	5977		550	6	64	37	1	52	0	58	45	0	0	0	0	0	0	
Total Vehicles	44847	299	39472		3557	46	338	169	8	285	18	348	307	0	0	0	0	0	0	



10520


BAYNARDS GREEN

Site No: 10520002

Location Site 2 - B4100 (E), Baynards Green att to Rd Sign

Sat 19-Jun-21 to Fri 25-Jun-21

Channel: Southeastbound



10520

BAYNARDS GREEN

Site No: 10520002

Location

Site 2 - B4100 (E), Baynards Green att to Rd Sign

Sat 19-Jun-21 to Fri 25-Jun-21

Channel: Southeastbound

TIME PERIOD	TOTAL VEHICLES	MOTOR-CYCLES	MOTOR-CYCLES%	CARS	CARS%	LGV	LGV %	HGV	HGV %	BUS	BUS %
Sat 19-Jun-21											
00:00	25	0	0.0	24	96.0	1	4.0	0	0.0	0	0.0
01:00	28	0	0.0	24	85.7	1	3.6	3	10.7	0	0.0
02:00	26	0	0.0	20	76.9	5	19.2	1	3.9	0	0.0
03:00	18	0	0.0	14	77.8	1	5.6	3	16.7	0	0.0
04:00	28	0	0.0	21	75.0	2	7.1	5	17.9	0	0.0
05:00	50	0	0.0	40	80.0	5	10.0	5	10.0	0	0.0
06:00	135	3	2.2	109	80.7	19	14.1	4	3.0	0	0.0
07:00	217	2	0.9	177	81.6	30	13.8	8	3.7	0	0.0
08:00	314	4	1.3	270	86.0	32	10.2	8	2.6	0	0.0
09:00	427	3	0.7	392	91.8	22	5.2	9	2.1	1	0.2
10:00	482	7	1.5	449	93.2	20	4.2	5	1.0	1	0.2
11:00	513	4	0.8	472	92.0	26	5.1	10	2.0	1	0.2
12:00	532	3	0.6	493	92.7	28	5.3	8	1.5	0	0.0
13:00	473	2	0.4	445	94.1	16	3.4	8	1.7	2	0.4
14:00	394	3	0.8	373	94.7	15	3.8	3	0.8	0	0.0
15:00	403	3	0.7	380	94.3	16	4.0	3	0.7	1	0.3
16:00	410	1	0.2	397	96.8	9	2.2	3	0.7	0	0.0
17:00	329	1	0.3	312	94.8	14	4.3	2	0.6	0	0.0
18:00	293	4	1.4	274	93.5	12	4.1	3	1.0	0	0.0
19:00	198	1	0.5	190	96.0	7	3.5	0	0.0	0	0.0
20:00	187	0	0.0	182	97.3	3	1.6	2	1.1	0	0.0
21:00	110	0	0.0	107	97.3	2	1.8	1	0.9	0	0.0
22:00	94	0	0.0	93	98.9	1	1.1	0	0.0	0	0.0
23:00	67	0	0.0	65	97.0	1	1.5	1	1.5	0	0.0
12H,7-19	4787	37	0.8	4434	92.6	240	5.0	70	1.5	6	0.1
16H,6-22	5417	41	0.8	5022	92.7	271	5.0	77	1.4	6	0.1
18H,6-24	5578	41	0.7	5180	92.9	273	4.9	78	1.4	6	0.1
24H,0-24	5753	41	0.7	5323	92.5	288	5.0	95	1.7	6	0.1
Sun 20-Jun-21											
00:00	35	0	0.0	35	100.0	0	0.0	0	0.0	0	0.0
01:00	18	0	0.0	16	88.9	0	0.0	2	11.1	0	0.0
02:00	12	0	0.0	10	83.3	2	16.7	0	0.0	0	0.0

Data produced by

Auto Surveys Ltd

10520

BAYNARDS GREEN

Site No: 10520002

Location

Site 2 - B4100 (E), Baynards Green att to Rd Sign

Sat 19-Jun-21 to Fri 25-Jun-21

Channel: Southeastbound

TIME PERIOD	TOTAL VEHICLES	MOTOR-CYCLES	MOTOR-CYCLES%	CARS	CARS%	LGV	LGV %	HGV	HGV %	BUS	BUS %
03:00	11	0	0.0	10	90.9	0	0.0	1	9.1	0	0.0
04:00	8	0	0.0	5	62.5	2	25.0	1	12.5	0	0.0
05:00	29	0	0.0	24	82.8	2	6.9	3	10.3	0	0.0
06:00	71	0	0.0	63	88.7	6	8.5	2	2.8	0	0.0
07:00	86	1	1.2	76	88.4	7	8.1	2	2.3	0	0.0
08:00	112	1	0.9	99	88.4	10	8.9	2	1.8	0	0.0
09:00	231	2	0.9	218	94.4	10	4.3	1	0.4	0	0.0
10:00	377	4	1.1	356	94.4	13	3.5	4	1.1	0	0.0
11:00	417	0	0.0	391	93.8	21	5.0	5	1.2	0	0.0
12:00	446	5	1.1	422	94.6	13	2.9	6	1.4	0	0.0
13:00	378	1	0.3	364	96.3	11	2.9	2	0.5	0	0.0
14:00	369	2	0.5	354	95.9	10	2.7	3	0.8	0	0.0
15:00	315	0	0.0	300	95.2	12	3.8	3	1.0	0	0.0
16:00	349	3	0.9	332	95.1	10	2.9	4	1.2	0	0.0
17:00	332	1	0.3	316	95.2	11	3.3	4	1.2	0	0.0
18:00	298	5	1.7	283	95.0	5	1.7	5	1.7	0	0.0
19:00	238	0	0.0	226	95.0	9	3.8	3	1.3	0	0.0
20:00	188	2	1.1	174	92.6	11	5.9	1	0.5	0	0.0
21:00	128	0	0.0	123	96.1	4	3.1	1	0.8	0	0.0
22:00	74	0	0.0	67	90.5	3	4.1	4	5.4	0	0.0
23:00	41	1	2.4	34	82.9	3	7.3	3	7.3	0	0.0
12H,7-19	3710	25	0.7	3511	94.6	133	3.6	41	1.1	0	0.0
16H,6-22	4335	27	0.6	4097	94.5	163	3.8	48	1.1	0	0.0
18H,6-24	4450	28	0.6	4198	94.3	169	3.8	55	1.2	0	0.0
24H,0-24	4563	28	0.6	4298	94.2	175	3.8	62	1.4	0	0.0
Mon 21-Jun-21											
00:00	20	0	0.0	16	80.0	2	10.0	2	10.0	0	0.0
01:00	13	2	15.4	9	69.2	0	0.0	2	15.4	0	0.0
02:00	13	0	0.0	9	69.2	2	15.4	2	15.4	0	0.0
03:00	24	0	0.0	22	91.7	0	0.0	2	8.3	0	0.0
04:00	30	0	0.0	19	63.3	6	20.0	5	16.7	0	0.0
05:00	114	2	1.8	94	82.5	9	7.9	9	7.9	0	0.0
06:00	359	0	0.0	307	85.5	44	12.3	8	2.2	0	0.0

Data produced by
Auto Surveys Ltd

10520

BAYNARDS GREEN

Site No: 10520002

Location

Site 2 - B4100 (E), Baynards Green att to Rd Sign

Sat 19-Jun-21 to Fri 25-Jun-21

Channel: Southeastbound

TIME PERIOD	TOTAL VEHICLES	MOTOR-CYCLES	MOTOR-CYCLES%	CARS	CARS%	LGV	LGV %	HGV	HGV %	BUS	BUS %
07:00	819	2	0.2	709	86.6	79	9.7	29	3.5	0	0.0
08:00	753	6	0.8	647	85.9	75	10.0	25	3.3	0	0.0
09:00	446	1	0.2	367	82.3	56	12.6	21	4.7	1	0.2
10:00	372	1	0.3	318	85.5	38	10.2	15	4.0	0	0.0
11:00	382	0	0.0	313	81.9	46	12.0	23	6.0	0	0.0
12:00	367	1	0.3	310	84.5	40	10.9	16	4.4	0	0.0
13:00	331	1	0.3	289	87.3	31	9.4	10	3.0	0	0.0
14:00	362	3	0.8	291	80.4	49	13.5	19	5.3	0	0.0
15:00	405	2	0.5	353	87.2	36	8.9	14	3.5	0	0.0
16:00	491	2	0.4	434	88.4	40	8.2	15	3.1	0	0.0
17:00	474	2	0.4	441	93.0	24	5.1	6	1.3	1	0.2
18:00	388	3	0.8	357	92.0	14	3.6	13	3.4	1	0.3
19:00	215	0	0.0	199	92.6	11	5.1	5	2.3	0	0.0
20:00	171	0	0.0	163	95.3	3	1.8	5	2.9	0	0.0
21:00	90	0	0.0	86	95.6	4	4.4	0	0.0	0	0.0
22:00	81	1	1.2	74	91.4	3	3.7	3	3.7	0	0.0
23:00	39	1	2.6	36	92.3	1	2.6	1	2.6	0	0.0
12H,7-19	5590	24	0.4	4829	86.4	528	9.5	206	3.7	3	0.1
16H,6-22	6425	24	0.4	5584	86.9	590	9.2	224	3.5	3	0.1
18H,6-24	6545	26	0.4	5694	87.0	594	9.1	228	3.5	3	0.1
24H,0-24	6759	30	0.4	5863	86.7	613	9.1	250	3.7	3	0.0
Tue 22-Jun-21											
00:00	21	0	0.0	16	76.2	3	14.3	2	9.5	0	0.0
01:00	14	0	0.0	12	85.7	1	7.1	1	7.1	0	0.0
02:00	16	0	0.0	16	100.0	0	0.0	0	0.0	0	0.0
03:00	23	0	0.0	20	87.0	1	4.4	2	8.7	0	0.0
04:00	42	0	0.0	29	69.1	8	19.1	4	9.5	1	2.4
05:00	115	1	0.9	99	86.1	10	8.7	5	4.4	0	0.0
06:00	373	1	0.3	317	85.0	44	11.8	11	3.0	0	0.0
07:00	751	1	0.1	650	86.6	72	9.6	27	3.6	1	0.1
08:00	670	5	0.8	589	87.9	60	9.0	16	2.4	0	0.0
09:00	446	1	0.2	370	83.0	51	11.4	23	5.2	1	0.2
10:00	414	3	0.7	353	85.3	44	10.6	13	3.1	1	0.2

Data produced by
Auto Surveys Ltd

10520

BAYNARDS GREEN

Site No: 10520002

Location

Site 2 - B4100 (E), Baynards Green att to Rd Sign

Sat 19-Jun-21 to Fri 25-Jun-21

Channel: Southeastbound

TIME PERIOD	TOTAL VEHICLES	MOTOR-CYCLES	MOTOR-CYCLES%	CARS	CARS%	LGV	LGV %	HGV	HGV %	BUS	BUS %
11:00	373	1	0.3	294	78.8	53	14.2	23	6.2	2	0.5
12:00	362	6	1.7	289	79.8	43	11.9	22	6.1	2	0.6
13:00	365	1	0.3	301	82.5	42	11.5	19	5.2	2	0.6
14:00	392	4	1.0	321	81.9	47	12.0	19	4.9	1	0.3
15:00	415	1	0.2	352	84.8	41	9.9	21	5.1	0	0.0
16:00	504	4	0.8	443	87.9	31	6.2	24	4.8	2	0.4
17:00	493	1	0.2	457	92.7	28	5.7	6	1.2	1	0.2
18:00	381	2	0.5	357	93.7	13	3.4	9	2.4	0	0.0
19:00	262	1	0.4	249	95.0	10	3.8	2	0.8	0	0.0
20:00	132	1	0.8	124	93.9	3	2.3	4	3.0	0	0.0
21:00	104	1	1.0	97	93.3	4	3.9	2	1.9	0	0.0
22:00	105	0	0.0	100	95.2	4	3.8	1	1.0	0	0.0
23:00	59	1	1.7	50	84.8	4	6.8	4	6.8	0	0.0
12H,7-19	5566	30	0.5	4776	85.8	525	9.4	222	4.0	13	0.2
16H,6-22	6437	34	0.5	5563	86.4	586	9.1	241	3.7	13	0.2
18H,6-24	6601	35	0.5	5713	86.6	594	9.0	246	3.7	13	0.2
24H,0-24	6832	36	0.5	5905	86.4	617	9.0	260	3.8	14	0.2
Wed 23-Jun-21											
00:00	20	0	0.0	16	80.0	1	5.0	3	15.0	0	0.0
01:00	22	0	0.0	19	86.4	0	0.0	3	13.6	0	0.0
02:00	11	0	0.0	8	72.7	1	9.1	2	18.2	0	0.0
03:00	20	0	0.0	17	85.0	2	10.0	1	5.0	0	0.0
04:00	43	0	0.0	30	69.8	8	18.6	5	11.6	0	0.0
05:00	112	4	3.6	94	83.9	9	8.0	5	4.5	0	0.0
06:00	370	3	0.8	303	81.9	46	12.4	17	4.6	1	0.3
07:00	776	3	0.4	683	88.0	67	8.6	23	3.0	0	0.0
08:00	671	7	1.0	583	86.9	53	7.9	25	3.7	3	0.5
09:00	489	1	0.2	415	84.9	51	10.4	21	4.3	1	0.2
10:00	375	2	0.5	308	82.1	45	12.0	20	5.3	0	0.0
11:00	414	5	1.2	339	81.9	52	12.6	18	4.4	0	0.0
12:00	374	9	2.4	295	78.9	43	11.5	26	7.0	1	0.3
13:00	350	2	0.6	284	81.1	44	12.6	19	5.4	1	0.3
14:00	374	3	0.8	317	84.8	38	10.2	16	4.3	0	0.0

Data produced by
Auto Surveys Ltd

10520

BAYNARDS GREEN

Site No: 10520002

Location

Site 2 - B4100 (E), Baynards Green att to Rd Sign

Sat 19-Jun-21 to Fri 25-Jun-21

Channel: Southeastbound

TIME PERIOD	TOTAL VEHICLES	MOTOR-CYCLES	MOTOR-CYCLES%	CARS	CARS%	LGV	LGV%	HGV	HGV%	BUS	BUS%
15:00	422	5	1.2	355	84.1	49	11.6	13	3.1	0	0.0
16:00	476	3	0.6	424	89.1	33	6.9	14	2.9	2	0.4
17:00	495	5	1.0	453	91.5	23	4.7	13	2.6	1	0.2
18:00	393	6	1.5	352	89.6	16	4.1	19	4.8	0	0.0
19:00	253	8	3.2	229	90.5	7	2.8	9	3.6	0	0.0
20:00	187	22	11.8	161	86.1	2	1.1	2	1.1	0	0.0
21:00	145	3	2.1	139	95.9	2	1.4	1	0.7	0	0.0
22:00	105	4	3.8	94	89.5	3	2.9	4	3.8	0	0.0
23:00	49	0	0.0	42	85.7	3	6.1	4	8.2	0	0.0
12H,7-19	5609	51	0.9	4808	85.7	514	9.2	227	4.1	9	0.2
16H,6-22	6564	87	1.3	5640	85.9	571	8.7	256	3.9	10	0.2
18H,6-24	6718	91	1.4	5776	86.0	577	8.6	264	3.9	10	0.2
24H,0-24	6946	95	1.4	5960	85.8	598	8.6	283	4.1	10	0.1
Thu 24-Jun-21											
00:00	25	0	0.0	21	84.0	1	4.0	3	12.0	0	0.0
01:00	14	0	0.0	11	78.6	1	7.1	2	14.3	0	0.0
02:00	14	0	0.0	11	78.6	1	7.1	2	14.3	0	0.0
03:00	24	0	0.0	18	75.0	5	20.8	1	4.2	0	0.0
04:00	42	0	0.0	28	66.7	7	16.7	7	16.7	0	0.0
05:00	127	2	1.6	99	78.0	14	11.0	12	9.5	0	0.0
06:00	362	1	0.3	295	81.5	48	13.3	17	4.7	1	0.3
07:00	751	3	0.4	667	88.8	65	8.7	16	2.1	0	0.0
08:00	684	3	0.4	591	86.4	69	10.1	20	2.9	1	0.2
09:00	443	1	0.2	365	82.4	50	11.3	26	5.9	1	0.2
10:00	366	1	0.3	296	80.9	55	15.0	14	3.8	0	0.0
11:00	419	0	0.0	343	81.9	62	14.8	12	2.9	2	0.5
12:00	336	1	0.3	270	80.4	47	14.0	18	5.4	0	0.0
13:00	402	1	0.3	343	85.3	46	11.4	12	3.0	0	0.0
14:00	486	5	1.0	396	81.5	61	12.6	24	4.9	0	0.0
15:00	478	3	0.6	399	83.5	52	10.9	23	4.8	1	0.2
16:00	509	3	0.6	447	87.8	43	8.5	16	3.1	0	0.0
17:00	547	5	0.9	493	90.1	38	7.0	11	2.0	0	0.0
18:00	424	4	0.9	387	91.3	25	5.9	7	1.7	1	0.2

Data produced by
Auto Surveys Ltd

10520

BAYNARDS GREEN

Site No: 10520002

Location

Site 2 - B4100 (E), Baynards Green att to Rd Sign

Sat 19-Jun-21 to Fri 25-Jun-21

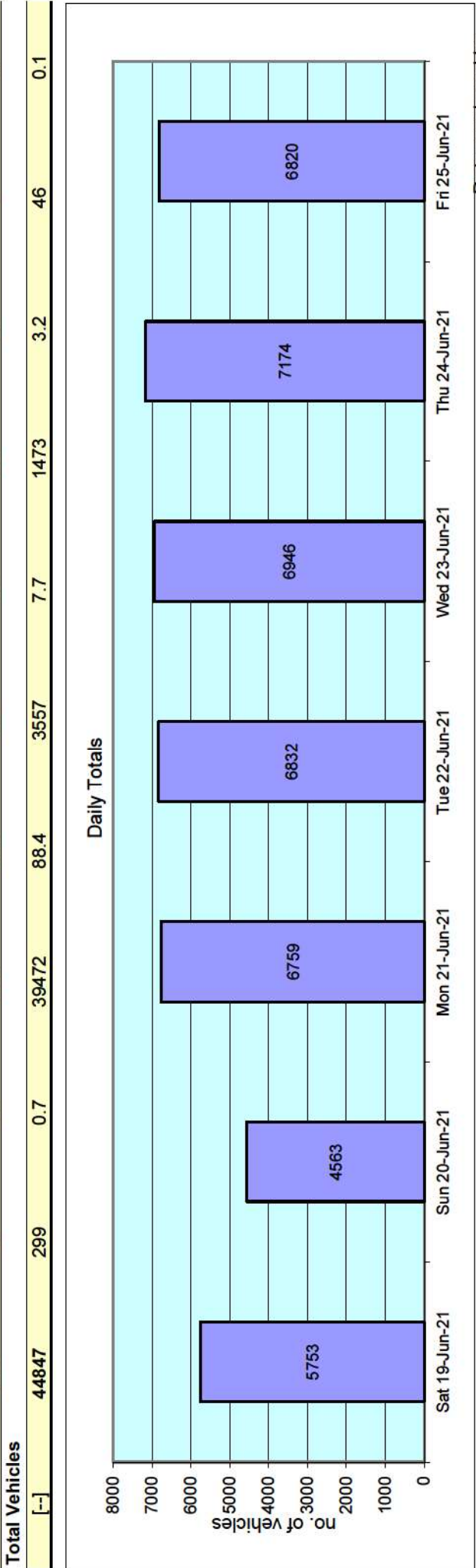
Channel: Southeastbound

TIME PERIOD	TOTAL VEHICLES	MOTOR-CYCLES	MOTOR-CYCLES%	CARS	CARS%	LGV	LGV %	HGV	HGV %	BUS	BUS %
19:00	260	3	1.2	244	93.9	8	3.1	5	1.9	0	0.0
20:00	190	0	0.0	174	91.6	7	3.7	9	4.7	0	0.0
21:00	133	2	1.5	122	91.7	6	4.5	3	2.3	0	0.0
22:00	81	1	1.2	74	91.4	2	2.5	4	4.9	0	0.0
23:00	57	0	0.0	52	91.2	3	5.3	2	3.5	0	0.0
12H,7-19	5845	30	0.5	4997	85.5	613	10.5	199	3.4	6	0.1
16H,6-22	6790	36	0.5	5832	85.9	682	10.0	233	3.4	7	0.1
18H,6-24	6928	37	0.5	5958	86.0	687	9.9	239	3.5	7	0.1
24H,0-24	7174	39	0.5	6146	85.7	716	10.0	266	3.7	7	0.1
Fri 25-Jun-21											
00:00	25	0	0.0	15	60.0	3	12.0	7	28.0	0	0.0
01:00	20	0	0.0	18	90.0	1	5.0	1	5.0	0	0.0
02:00	10	1	10.0	8	80.0	1	10.0	0	0.0	0	0.0
03:00	34	0	0.0	27	79.4	5	14.7	2	5.9	0	0.0
04:00	35	0	0.0	23	65.7	7	20.0	5	14.3	0	0.0
05:00	114	1	0.9	93	81.6	11	9.7	9	7.9	0	0.0
06:00	342	1	0.3	283	82.8	42	12.3	15	4.4	1	0.3
07:00	737	1	0.1	628	85.2	78	10.6	30	4.1	0	0.0
08:00	637	4	0.6	556	87.3	57	9.0	20	3.1	0	0.0
09:00	474	0	0.0	413	87.1	47	9.9	14	3.0	0	0.0
10:00	388	1	0.3	325	83.8	41	10.6	21	5.4	0	0.0
11:00	415	0	0.0	359	86.5	41	9.9	15	3.6	0	0.0
12:00	384	1	0.3	336	87.5	33	8.6	13	3.4	1	0.3
13:00	387	5	1.3	340	87.9	30	7.8	11	2.8	1	0.3
14:00	358	0	0.0	314	87.7	22	6.2	21	5.9	1	0.3
15:00	455	4	0.9	385	84.6	41	9.0	24	5.3	1	0.2
16:00	389	1	0.3	348	89.5	25	6.4	15	3.9	0	0.0
17:00	351	2	0.6	325	92.6	16	4.6	8	2.3	0	0.0
18:00	396	3	0.8	361	91.2	21	5.3	10	2.5	1	0.3
19:00	334	0	0.0	319	95.5	11	3.3	4	1.2	0	0.0
20:00	184	2	1.1	173	94.0	6	3.3	3	1.6	0	0.0
21:00	162	3	1.9	151	93.2	3	1.9	5	3.1	0	0.0
22:00	112	0	0.0	106	94.6	4	3.6	2	1.8	0	0.0

Data produced by

Auto Surveys Ltd

TIME PERIOD	TOTAL VEHICLES	MOTOR-CYCLES	MOTOR-CYCLES%	CARS	CARS %	LGV	LGV %	HGV	HGV %	BUS	BUS %
23:00	77	0	0.0	71	92.2	4	5.2	2	2.6	0	0.0
12H,7-19	5371	22	0.4	4690	87.3	452	8.4	202	3.8	5	0.1
16H,6-22	6393	28	0.4	5616	87.9	514	8.0	229	3.6	6	0.1
18H,6-24	6582	28	0.4	5793	88.0	522	7.9	233	3.5	6	0.1
24H,0-24	6820	30	0.4	5977	87.6	550	8.1	257	3.8	6	0.1
Daily Totals											
Sat 19-Jun-21	5753	41	0.7	5323	92.5	288	5.0	95	1.7	6	0.1
Sun 20-Jun-21	4563	28	0.6	4298	94.2	175	3.8	62	1.4	0	0.0
Mon 21-Jun-21	6759	30	0.4	5863	86.7	613	9.1	250	3.7	3	0.0
Tue 22-Jun-21	6832	36	0.5	5905	86.4	617	9.0	260	3.8	14	0.2
Wed 23-Jun-21	6946	95	1.4	5960	85.8	598	8.6	283	4.1	10	0.1
Thu 24-Jun-21	7174	39	0.5	6146	85.7	716	10.0	266	3.7	7	0.1
Fri 25-Jun-21	6820	30	0.4	5977	87.6	550	8.1	257	3.8	6	0.1
Total Vehicles	44847	299	0.7	39472	88.4	3557	7.7	1473	3.2	46	0.1



10520

BAYNARDS GREEN

Site No: 10520002

Location Site 2 - B4100 (E), Baynards Green att to Rd Sign

Sat 19-Jun-21 to Fri 25-Jun-21

Channel: Southeastbound

Time Period Total Vehicles 85%ile Speed Mean Speed Stand Dev. <11Mph 11-<21 21-<31 31-<36 36-<41 41-<46 46-<51 51-<56 56-<61 61-<66 66-<71 =>71

Sat 19-Jun-21

00:00	25	55.4	49.3	7.2	0	0	0	1	1	5	10	4	2	2	0	0
01:00	28	55.6	49.4	6.5	0	0	0	1	2	4	9	8	4	0	0	0
02:00	26	55	52.2	6.4	0	0	0	0	1	3	5	13	2	1	1	0
03:00	18	57.3	50.4	6.6	0	0	0	0	1	3	7	3	3	1	0	0
04:00	28	56.8	50.1	7.3	0	0	0	0	1	8	9	5	2	2	1	0
05:00	50	54.3	48.7	5.6	0	0	0	0	3	14	15	15	2	1	0	0
06:00	135	56.6	50.5	6.5	0	0	2	0	3	19	52	36	19	1	3	0
07:00	217	56.8	50.6	5.9	0	0	0	2	3	38	77	59	32	4	2	0
08:00	314	54.5	49.1	5.6	0	0	0	1	14	70	130	73	15	10	1	0
09:00	427	54.8	49.4	5.7	0	0	0	1	11	95	188	89	29	11	0	3
10:00	482	54.6	49	5.7	0	1	0	3	12	118	198	107	34	6	3	0
11:00	513	53.7	47.4	6.6	0	1	13	2	35	141	191	98	27	4	0	1
12:00	532	54.2	48.1	6.7	0	2	5	10	31	124	209	109	30	8	2	2
13:00	473	54.5	48.6	5.8	0	0	0	3	25	127	178	98	35	3	3	1
14:00	394	54.8	49.1	6.4	0	2	0	5	15	81	154	102	24	7	1	3
15:00	403	55.2	49.9	5.6	0	1	1	1	3	77	161	117	33	8	1	0
16:00	410	55.2	49.9	5.4	0	0	0	0	12	78	157	121	33	6	3	0
17:00	329	55.2	50.1	5.3	0	0	1	0	5	48	154	85	30	4	1	1
18:00	293	55.8	50.3	5.8	0	0	0	3	4	45	129	71	32	4	4	1
19:00	198	55.8	50.3	5.8	0	0	0	2	4	36	68	60	22	6	0	0
20:00	187	55.2	48.9	6.4	0	0	0	4	9	50	57	46	15	5	1	0
21:00	110	55.1	48.2	6.6	0	0	0	0	10	37	32	17	12	0	1	1
22:00	94	50.9	45.3	6.2	0	0	1	3	14	38	24	10	3	1	0	0
23:00	67	52.2	46.3	5.5	0	0	0	0	10	25	19	10	3	0	0	0
12H,7-19	4787	54.9	49.1	6	0	7	20	31	170	1042	1926	1129	354	75	21	12
16H,6-22	5417	55	49.2	6	0	7	22	37	196	1184	2135	1288	422	87	26	13
18H,6-24	5578	54.9	49.1	6.1	0	7	23	40	220	1247	2178	1308	428	88	26	13
24H,0-24	5753	55	49.1	6.1	0	7	23	42	229	1284	2233	1356	443	95	28	13

Sun 20-Jun-21

00:00	35	53.3	47.5	6	0	0	0	0	3	13	11	5	2	1	0	0
01:00	18	54.8	48.5	7.2	0	0	0	2	0	3	6	5	2	0	0	0
02:00	12	59.5	52.3	7.8	0	0	0	0	0	2	5	2	1	1	0	0
03:00	11	54.6	48	8	0	0	0	0	2	4	0	4	0	0	0	0

Data produced by

Auto Surveys Ltd

10520

BAYNARDS GREEN

Site No: 10520002

Location Site 2 - B4100 (E), Baynards Green att to Rd Sign

Sat 19-Jun-21 to Fri 25-Jun-21

Channel: Southeastbound

Time Period	Total Vehicles	85%ile Speed	Mean Speed	Stand Dev.	<11Mph	11-<21	21-<31	31-<36	36-<41	41-<46	46-<51	51-<56	56-<61	61-<66	66-<71	=>71
04:00	8	-	47.9	9.5	0	0	0	3	1	0	0	3	0	1	0	0
05:00	29	50.6	46.1	4.8	0	0	0	4	10	11	4	4	0	0	0	0
06:00	71	55.8	51.1	6.5	0	0	0	0	13	29	18	4	5	1	1	1
07:00	86	55.6	50.7	6.8	0	0	0	4	14	29	28	6	2	1	1	2
08:00	112	56.8	50.2	6.4	0	0	2	2	22	40	26	17	2	0	0	1
09:00	231	55.2	49.1	6	0	0	1	0	10	57	86	50	22	3	2	0
10:00	377	54.4	48.6	5.5	0	0	0	1	16	107	144	76	26	6	1	0
11:00	417	53.9	48.6	5.3	0	0	0	0	20	105	172	98	15	4	3	0
12:00	446	54.6	48.9	5.6	0	0	0	3	15	119	168	102	31	6	1	1
13:00	378	54.4	49.2	5.4	0	0	0	3	9	78	175	83	22	5	1	2
14:00	369	55.1	49.5	6.3	0	0	0	7	10	79	145	87	27	7	5	2
15:00	315	55	49.8	5.7	0	0	0	1	10	59	125	90	22	5	1	2
16:00	349	55.1	49.5	5.7	0	0	0	3	17	65	127	103	26	7	1	0
17:00	332	56	50.5	6.6	0	1	0	2	12	52	117	98	32	14	1	3
18:00	298	56.8	51.2	6.1	0	0	0	0	4	43	117	84	31	13	3	3
19:00	238	55.7	51	5.5	0	0	0	0	1	38	87	80	24	4	3	1
20:00	188	56.4	51	6.6	0	0	0	0	3	33	70	52	18	6	2	4
21:00	128	55	49.4	6	0	0	0	1	5	26	54	28	9	3	2	0
22:00	74	55	48.8	6.3	0	0	0	0	4	23	25	13	6	2	1	0
23:00	41	56.4	50	8.3	0	0	1	0	2	8	14	9	4	1	1	1
12H,7-19	3710	55.1	49.5	5.9	0	1	1	22	129	800	1445	925	277	74	20	16
16H,6-22	4335	55.2	49.7	5.9	0	1	1	23	138	910	1685	1103	332	92	28	22
18H,6-24	4450	55.2	49.6	6	0	1	2	23	144	941	1724	1125	342	95	30	23
24H,0-24	4563	55.2	49.6	6	0	1	2	25	156	974	1757	1148	347	99	31	23
Mon 21-Jun-21																
00:00	20	53.9	48.5	5.6	0	0	0	0	2	4	7	6	1	0	0	0
01:00	13	54.2	48.5	6.9	0	0	0	1	1	1	5	4	1	0	0	0
02:00	13	52.4	48.9	4.5	0	0	0	0	0	3	7	2	1	0	0	0
03:00	24	55.5	51.6	5.2	0	0	0	0	1	1	8	11	2	1	0	0
04:00	30	55.4	49.8	8	0	0	0	0	2	9	7	8	2	0	1	1
05:00	114	55.5	49.7	6.9	0	1	0	0	6	22	38	33	9	4	1	0
06:00	359	56.6	50.9	5.8	0	0	0	0	8	60	122	109	48	9	2	1
07:00	819	51	46.5	5.3	0	0	0	0	12	85	284	315	91	28	3	0
08:00	753	51.8	46.5	5.6	0	0	0	0	12	83	263	266	99	24	4	0

Data produced by
Auto Surveys Ltd

10520

BAYNARDS GREEN

Site No: 10520002

Location Site 2 - B4100 (E), Baynards Green att to Rd Sign

Sat 19-Jun-21 to Fri 25-Jun-21

Channel: Southeastbound

Time Period	Total Vehicles	85%ile Speed	Mean Speed	Stand Dev.	<11Mph	11-<21	21-<31	31-<36	36-<41	41-<46	46-<51	51-<56	56-<61	61-<66	66-<71	=>71
09:00	446	53.8	47.8	6	0	0	6	3	26	125	171	85	27	1	2	0
10:00	372	54.3	48.2	5.8	0	0	0	1	32	104	115	97	18	3	1	1
11:00	382	54.2	47.8	6.4	0	0	3	4	38	95	144	63	28	5	2	0
12:00	367	53.4	47.9	5.3	0	0	0	0	29	97	153	68	15	4	1	0
13:00	331	53.8	47.7	6.5	0	0	5	5	27	78	128	68	16	1	2	1
14:00	362	53.7	47.6	5.8	0	0	0	8	23	118	122	67	18	6	0	0
15:00	405	54.2	48.3	5.9	0	0	3	0	26	105	161	77	25	6	2	0
16:00	491	53.2	47.5	5.5	0	0	0	1	38	163	175	91	16	5	1	1
17:00	474	52.9	47.2	5.3	0	0	1	3	39	153	174	86	16	2	0	0
18:00	388	54.3	48.7	5.4	0	0	1	0	21	88	160	91	22	5	0	0
19:00	215	54.1	48.3	5.7	0	0	0	3	9	61	85	39	14	3	1	0
20:00	171	54.6	48.9	5.8	0	0	0	0	8	45	67	35	13	0	3	0
21:00	90	55.4	48.8	6.4	0	0	0	1	6	25	28	18	9	3	0	0
22:00	81	55.8	49.5	7.1	0	0	0	0	10	13	26	20	8	3	0	1
23:00	39	54.3	48.2	5.7	0	0	0	0	3	11	14	7	4	0	0	0
12H,7-19	5590	53.3	47.5	5.7	0	0	19	49	467	1673	2084	983	253	45	12	5
16H,6-22	6425	53.7	47.7	5.8	0	0	19	53	498	1864	2386	1184	337	60	18	6
18H,6-24	6545	53.7	47.8	5.8	0	0	19	53	511	1888	2426	1211	349	63	18	7
24H,0-24	6759	53.8	47.8	5.8	0	1	19	54	523	1928	2498	1275	365	68	20	8
Tue 22-Jun-21																
00:00	21	51.9	48	6.2	0	0	0	1	0	6	10	2	1	1	0	0
01:00	14	49.7	46	4	0	0	0	0	1	6	6	1	0	0	0	0
02:00	16	51.5	48.5	5	0	0	0	0	0	5	8	1	2	0	0	0
03:00	23	56.1	49.4	7	0	0	0	1	2	3	7	6	4	0	0	0
04:00	42	54.3	47.8	6.4	0	0	0	0	6	11	13	8	3	1	0	0
05:00	115	55.3	49.1	5.9	0	0	0	3	3	25	45	25	13	1	0	0
06:00	373	54.3	48.6	5.6	0	0	0	5	23	74	161	82	25	1	1	1
07:00	751	51.2	45.9	5.7	0	0	1	26	97	250	261	95	18	1	2	0
08:00	670	51.9	46.8	5.2	0	0	0	5	62	229	256	99	15	3	0	1
09:00	446	52.2	46.4	6.3	0	0	9	17	33	130	173	69	13	1	1	0
10:00	414	54.3	48.2	6	0	0	1	5	24	120	144	88	25	4	2	1
11:00	373	52.7	46.3	7.2	0	0	13	12	35	101	137	54	15	3	3	0
12:00	362	54.2	48.2	6	0	0	4	2	17	98	137	77	24	1	1	1
13:00	365	54.1	48.2	5.6	0	0	0	4	20	100	144	68	26	2	0	1

Data produced by
Auto Surveys Ltd

10520

BAYNARDS GREEN

Site No: 10520002

Location Site 2 - B4100 (E), Baynards Green att to Rd Sign

Sat 19-Jun-21 to Fri 25-Jun-21

Channel: Southeastbound

Time Period Total Vehicles 85%ile Speed Mean Speed Stand Dev. <11Mph 11-<21 21-<31 31-<36 36-<41 41-<46 46-<51 51-<56 56-<61 61-<66 66-<71 =>71

14:00	392	53.8	47	7.3	0	0	10	16	36	93	143	62	23	6	3	0
15:00	415	53.1	47.5	5.9	0	0	5	1	29	122	166	71	16	2	2	1
16:00	504	52.6	47	5.9	0	0	3	17	41	137	205	76	20	5	0	0
17:00	493	53.8	47.9	6.1	0	0	5	6	41	107	204	101	21	7	0	1
18:00	381	55.7	50	6.1	0	0	1	3	14	68	135	110	36	11	3	0
19:00	262	56.9	50.6	6.2	0	0	0	2	6	45	97	66	35	8	1	2
20:00	132	57.2	50	7.5	0	0	1	2	10	23	40	32	15	6	3	0
21:00	104	55.8	49.1	7.3	0	0	0	3	7	25	32	22	9	4	1	1
22:00	105	54.8	48.5	6.5	0	0	1	1	5	29	37	21	9	1	0	1
23:00	59	55.1	49.4	6.4	0	0	0	0	5	12	18	4	1	1	1	0
12H,7-19	5566	53.3	47.3	6.1	0	0	52	114	449	1555	2105	970	252	46	17	6
16H,6-22	6437	53.7	47.6	6.2	0	0	53	126	495	1722	2435	1172	336	65	23	10
18H,6-24	6601	53.8	47.6	6.2	0	0	54	127	505	1763	2490	1211	349	67	24	11
24H,0-24	6832	53.8	47.7	6.2	0	0	54	132	517	1819	2579	1254	372	70	24	11
Wed 23-Jun-21																
00:00	20	48.5	45.9	8.6	0	0	1	2	1	4	9	1	1	1	0	0
01:00	22	57.5	52.1	5.8	0	0	0	0	0	4	4	9	4	1	0	0
02:00	11	54.1	48.5	5.6	0	0	0	0	0	5	2	3	1	0	0	0
03:00	20	54.8	50.8	5.9	0	0	0	0	1	2	8	6	2	1	0	0
04:00	43	56.1	50	8	0	0	0	1	3	9	13	10	2	3	2	0
05:00	112	55.7	49.3	6.6	0	1	0	3	0	21	51	20	13	3	0	0
06:00	370	55.9	49.8	6.3	0	0	0	2	23	71	124	95	45	5	5	0
07:00	776	52.6	47.2	5.4	0	0	0	11	64	234	313	118	33	1	1	1
08:00	671	50.4	43.3	7.3	2	1	20	64	145	211	145	64	18	1	0	0
09:00	489	53.6	48	6.1	0	0	4	6	27	127	210	79	25	7	2	2
10:00	375	54.3	47.7	6.8	0	1	5	4	33	100	127	73	22	8	2	0
11:00	414	54	47.7	6.6	0	1	3	4	40	109	148	77	23	5	2	2
12:00	374	54.7	48.1	6.7	0	0	3	9	32	86	133	73	30	4	4	0
13:00	350	54.8	48.5	6.2	0	0	0	4	29	84	124	74	26	7	2	0
14:00	374	54.7	48.4	6.4	0	3	0	4	17	92	157	60	36	5	0	0
15:00	422	54.8	48.4	6.4	0	0	0	4	44	97	144	92	30	7	3	1
16:00	476	53.9	48.2	5.8	0	0	0	7	38	105	197	100	17	10	2	0
17:00	495	53.4	47.5	6.2	0	0	4	12	28	150	184	89	20	4	3	1
18:00	393	55.2	49.4	6	0	0	0	3	13	93	152	86	32	11	2	1

Data produced by
Auto Surveys Ltd

10520

BAYNARDS GREEN

Site No: 10520002

Location Site 2 - B4100 (E), Baynards Green att to Rd Sign

Sat 19-Jun-21 to Fri 25-Jun-21

Channel: Southeastbound

Time Period	Total Vehicles	85%ile Speed	Mean Speed	Stand Dev.	<11Mph	11-<21	21-<31	31-<36	36-<41	41-<46	46-<51	51-<56	56-<61	61-<66	66-<71	=>71
19:00	253	55.9	49.3	7.1	0	0	3	1	14	58	91	48	26	8	2	2
20:00	187	57.9	51.4	7.4	0	0	0	2	10	22	61	56	20	8	4	4
21:00	145	56.8	50.6	7	0	0	0	2	3	30	48	37	17	3	2	3
22:00	105	55.5	48.8	6.4	0	0	0	0	6	38	23	24	10	4	0	0
23:00	49	57.5	49.4	7.2	0	0	0	0	5	13	12	9	7	3	0	0
12H,7-19	5609	53.8	47.4	6.5	2	6	39	132	510	1488	2034	985	312	70	23	8
16H,6-22	6564	54.3	47.8	6.6	2	6	42	139	560	1669	2358	1221	420	94	36	17
18H,6-24	6718	54.3	47.9	6.6	2	6	42	139	571	1720	2393	1254	437	101	36	17
24H,0-24	6946	54.4	47.9	6.7	2	7	43	145	576	1765	2480	1303	460	110	38	17
Thu 24-Jun-21																
00:00	25	52.3	47.1	6.5	0	0	0	0	2	12	6	3	0	2	0	0
01:00	14	57	50.3	6.5	0	0	0	0	0	4	5	2	2	1	0	0
02:00	14	54.7	49.9	5.2	0	0	0	0	0	4	3	6	1	0	0	0
03:00	24	53.9	49.3	4.6	0	0	0	0	0	5	12	5	2	0	0	0
04:00	42	57.2	48.4	8.6	0	0	0	2	6	9	12	5	5	1	2	0
05:00	127	55.6	49.3	6.9	0	0	0	0	9	29	51	20	11	4	1	2
06:00	362	55.1	49.1	6.1	0	0	4	2	17	78	128	95	33	5	0	0
07:00	751	51.6	46.9	5.3	0	0	1	10	75	218	322	99	22	3	1	0
08:00	684	53.1	47.5	5.5	0	0	1	5	51	213	262	116	30	4	1	1
09:00	443	53.6	47.9	5.4	0	0	0	2	29	135	163	90	18	5	1	0
10:00	366	53.8	48	6.1	0	0	5	3	17	99	140	82	13	6	0	1
11:00	419	52.8	47.2	5.8	0	0	1	4	43	126	158	64	16	5	2	0
12:00	336	53.4	47.7	6.2	0	0	4	4	19	93	133	67	10	3	1	2
13:00	402	54	48.7	5.4	0	0	0	1	19	94	172	93	13	8	1	1
14:00	486	53.2	47.3	5.8	0	0	0	9	41	151	174	84	20	4	3	0
15:00	478	52.9	47.4	5.7	0	0	0	4	37	161	173	80	15	4	1	3
16:00	509	53.9	48.3	5.7	0	0	1	1	31	129	218	91	26	9	2	1
17:00	547	53.7	48	5.7	0	0	0	9	36	145	212	116	22	5	1	1
18:00	424	55.8	50.2	6.3	0	1	2	4	7	64	177	109	43	13	2	2
19:00	260	56.4	50.7	6.4	0	0	0	0	11	45	83	79	28	10	2	2
20:00	190	54.8	49.3	6.3	0	0	1	1	7	42	77	43	12	4	1	2
21:00	133	57.7	51.3	6.2	0	0	0	1	4	20	37	43	22	6	0	0
22:00	81	56.1	49.3	6.1	0	0	0	0	7	15	31	15	12	1	0	0
23:00	57	54	48	6.2	0	0	0	1	4	17	20	10	3	2	0	0

Data produced by
Auto Surveys Ltd

10520

BAYNARDS GREEN

Site No: 10520002

Location Site 2 - B4100 (E), Baynards Green att to Rd Sign

Sat 19-Jun-21 to Fri 25-Jun-21

Channel: Southeastbound

Time Period Total Vehicles 85%ile Speed Mean Speed Stand Dev. <11Mph 11-<21 21-<31 31-<36 36-<41 41-<46 46-<51 51-<56 56-<61 61-<66 66-<71 =>71

12H,7-19	5845	53.6	47.8	5.8	0	1	15	56	405	1628	2304	1091	248	69	16	12
16H,6-22	6790	54	48.1	5.9	0	1	20	60	444	1813	2629	1351	343	94	19	16
18H,6-24	6928	54	48.1	5.9	0	1	20	61	455	1845	2680	1376	358	97	19	16
24H,0-24	7174	54.1	48.2	5.9	0	1	20	63	472	1908	2769	1417	379	105	22	18
Fri 25-Jun-21																
00:00	25	50.2	45.9	4.4	0	0	0	0	2	12	8	3	0	0	0	0
01:00	20	55.2	49	5	0	0	0	0	0	5	11	1	3	0	0	0
02:00	10	61	52.5	7.9	0	0	0	0	0	2	4	0	2	2	0	0
03:00	34	50.8	46.4	4.8	0	0	0	0	5	9	15	5	0	0	0	0
04:00	35	55	48.4	6.7	0	0	0	2	2	8	10	9	4	0	0	0
05:00	114	53.7	47.5	5.9	0	0	0	2	9	37	38	19	8	1	0	0
06:00	342	54.8	49	5.8	0	0	0	0	22	81	123	84	26	5	0	1
07:00	737	50.9	45.9	5.5	0	0	6	6	96	276	245	84	21	3	0	0
08:00	637	50.8	46.4	5.2	0	0	2	4	66	227	251	67	17	2	0	1
09:00	474	53.6	47.8	5.7	0	0	0	4	34	140	179	88	20	6	3	0
10:00	388	53.9	48	6.2	0	0	0	1	34	115	135	77	15	5	2	4
11:00	415	54.2	48.3	6	0	0	0	3	34	104	158	84	22	6	3	1
12:00	384	54.2	48.4	5.9	0	1	0	4	20	96	154	80	22	4	3	0
13:00	387	53	47.1	6.7	0	4	3	4	25	122	149	54	20	5	1	0
14:00	358	51.8	46.4	6.2	0	2	0	7	41	119	127	47	9	5	1	0
15:00	455	54.1	47.7	6.1	0	0	1	6	42	133	149	90	28	5	0	1
16:00	389	51.8	45.7	6.2	1	0	2	7	71	125	116	52	13	2	0	0
17:00	351	53.8	47.8	5.9	0	0	0	3	28	106	125	64	20	3	1	1
18:00	396	55.1	49	6.7	0	0	7	4	19	76	150	97	30	11	1	1
19:00	334	57.2	51.1	6.2	0	0	0	1	8	45	125	93	48	7	4	3
20:00	184	57.4	51	6.6	0	0	1	2	3	26	67	51	21	11	1	1
21:00	162	56.4	49.9	6.6	0	0	0	0	9	35	59	33	16	8	1	1
22:00	112	55.6	49.3	5.8	0	0	0	0	6	28	36	27	14	1	0	0
23:00	77	56.5	48.7	6.6	0	0	0	0	5	24	28	7	10	2	1	0
12H,7-19	5371	53.2	47.3	6.1	1	7	21	53	510	1639	1938	884	237	57	15	9
16H,6-22	6393	53.9	47.7	6.2	1	7	22	56	552	1826	2312	1145	348	88	21	15
18H,6-24	6582	53.9	47.8	6.2	1	7	22	56	563	1878	2376	1179	372	91	22	15
24H,0-24	6820	53.9	47.8	6.2	1	7	22	60	581	1951	2462	1216	389	94	22	15
Daily Totals																

10520

BAYNARDS GREEN

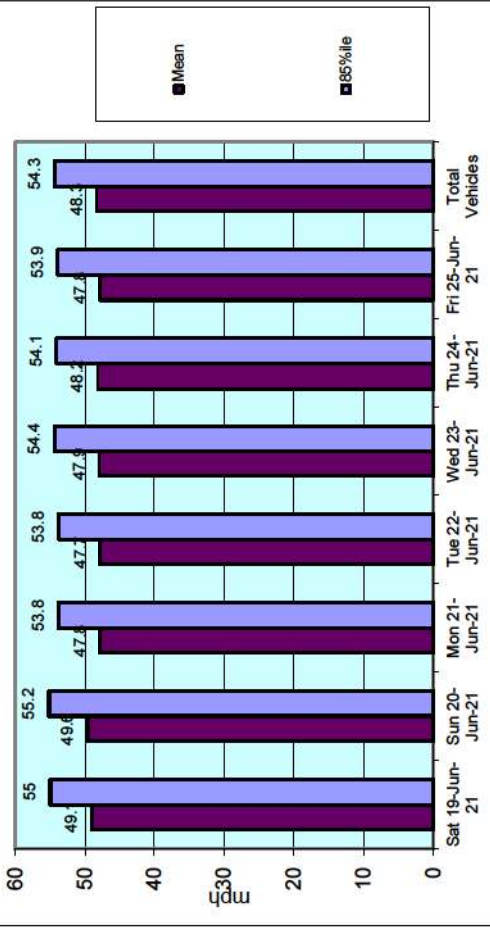
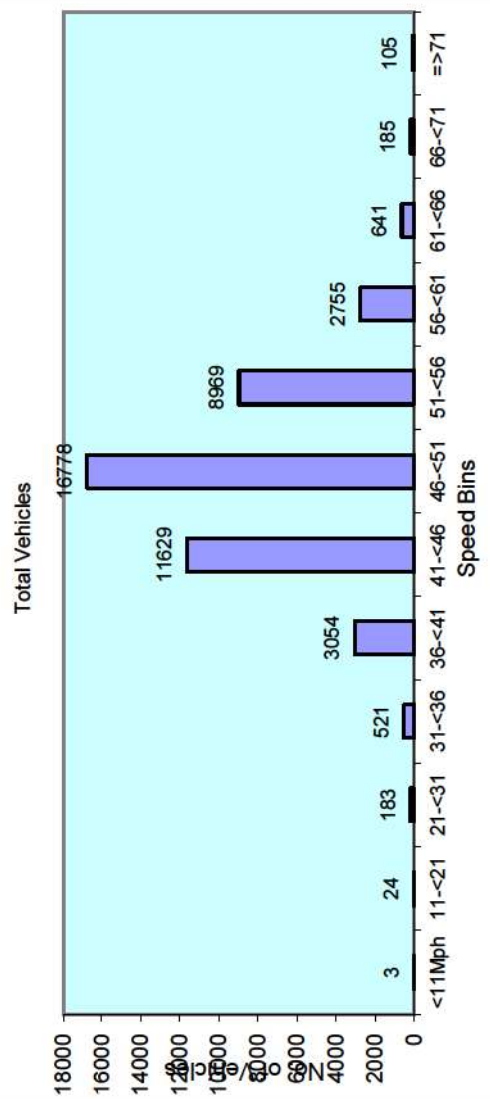
Site No: 10520002

Location Site 2 - B4100 (E), Baynards Green att to Rd Sign

Sat 19-Jun-21 to Fri 25-Jun-21

Channel: Southeastbound

Time Period	Total Vehicles	85%ile Speed	Mean Speed	Stand Dev.	<11Mph	11-<21	21-<31	31-<36	36-<41	41-<46	46-<51	51-<56	56-<61	61-<66	66-<71	=>71
Sat 19-Jun-21	5753	55	49.1	6.1	0	7	23	42	229	1284	2233	1356	443	95	28	13
Sun 20-Jun-21	4563	55.2	49.6	6	0	1	2	25	156	974	1757	1148	347	99	31	23
Mon 21-Jun-21	6759	53.8	47.8	5.8	0	1	19	54	523	1928	2498	1275	365	68	20	8
Tue 22-Jun-21	6832	53.8	47.7	6.2	0	0	54	132	517	1819	2579	1254	372	70	24	11
Wed 23-Jun-21	6946	54.4	47.9	6.7	2	7	43	145	576	1765	2480	1303	460	110	38	17
Thu 24-Jun-21	7174	54.1	48.2	5.9	0	1	20	63	472	1908	2769	1417	379	105	22	18
Fri 25-Jun-21	6820	53.9	47.8	6.2	1	7	22	60	581	1951	2462	1216	389	94	22	15
Total Vehicles	44847	54.3	48.3	6.1	3	24	183	521	3054	11629	16778	8969	2755	641	185	105



10520

BAYNARDS GREEN

Site No: 10520002

Location

Site 2 - B4100 (E), Baynards Green att to Rd Sign

Channel: Southeastbound

TIME PERIOD	Sat 19/06/2021	Sun 20/06/2021	Mon 21/06/2021	Tue 22/06/2021	Wed 23/06/2021	Thu 24/06/2021	Fri 25/06/2021	5-Day Av	7-Day Av
Week Begin: 19-Jun-21									
00:00	25	35	20	21	20	25	25	22	24
01:00	28	18	13	14	22	14	20	17	18
02:00	26	12	13	16	11	14	10	13	15
03:00	18	11	24	23	20	24	34	25	22
04:00	28	8	30	42	43	42	35	38	33
05:00	50	29	114	115	112	127	114	116	94
06:00	135	71	359	373	370	362	342	361	287
07:00	217	86	819	751	776	751	737	767	591
08:00	314	112	753	670	671	684	637	683	549
09:00	427	231	446	446	489	443	474	460	422
10:00	482	377	372	414	375	366	388	383	396
11:00	513	417	382	373	414	419	415	401	419
12:00	532	446	367	362	374	336	384	365	400
13:00	473	378	331	365	350	402	387	367	384
14:00	394	369	362	392	374	486	358	394	391
15:00	403	315	405	415	422	478	455	435	413
16:00	410	349	491	504	476	509	389	474	447
17:00	329	332	474	493	495	547	351	472	432
18:00	293	298	388	381	393	424	396	396	368
19:00	198	238	215	262	253	260	334	265	251
20:00	187	188	171	132	187	190	184	173	177
21:00	110	128	90	104	145	133	162	127	125
22:00	94	74	81	105	105	81	112	97	93
23:00	67	41	39	59	49	57	77	56	56
12H,7-19	4787	3710	5590	5566	5609	5845	5371	5596	5211
16H,6-22	5417	4335	6425	6437	6564	6790	6393	6522	6052
18H,6-24	5578	4450	6545	6601	6718	6928	6582	6675	6200
24H,0-24	5753	4563	6759	6832	6946	7174	6820	6906	6407
Am	11:00	11:00	07:00	07:00	07:00	07:00	07:00		
Peak	513	417	819	751	776	751	737		
Pm	12:00	12:00	16:00	16:00	17:00	17:00	15:00		
Peak	532	446	491	504	495	547	455		

10520

BAYNARDS GREEN

Site No: 10520002

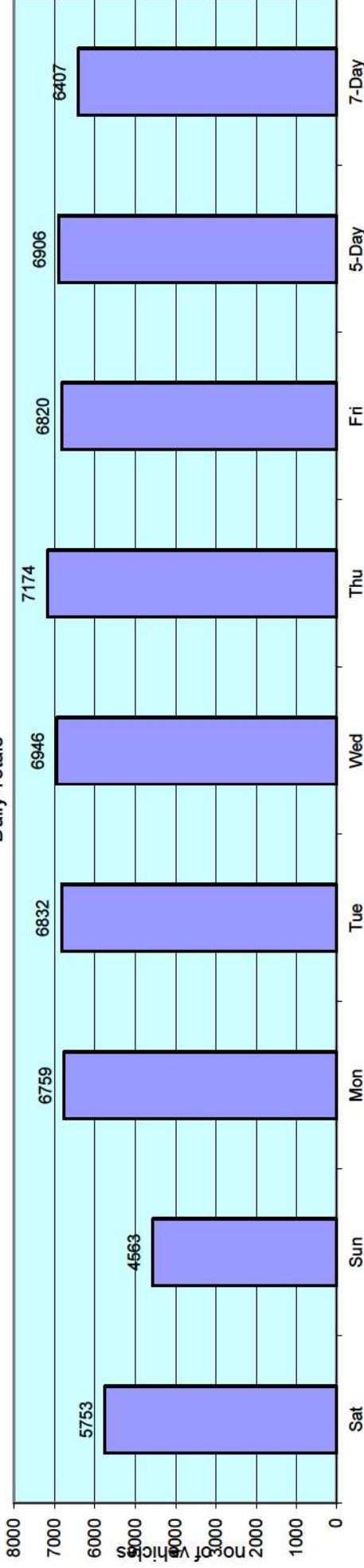
Location

Site 2 - B4100 (E), Baynards Green att to Rd Sign

Channel: Southeastbound

TIME PERIOD	Sat	Sun	Mon	Tue	Wed	Thu	Fri	5-Day Av	7-Day Av
	19/06/2021	20/06/2021	21/06/2021	22/06/2021	23/06/2021	24/06/2021	25/06/2021		

Daily Totals



10520

BAYNARDS GREEN

Site No: 10520002

Location

Site 2 - B4100 (E), Baynards Green att to Rd Sign

Sat 19-Jun-21 to Fri 25-Jun-21

Channel: Northwestbound

TIME PERIOD	TOTAL VEHICLES	MOTOR-CYCLES	CARS OR CAR-BASED LGV	LIGHT GOODS VEHICLES	BUSES	TWO AXLE, SIX TYRE, RIGID/BUSES		THREE AXLE RIGID		FOUR OR MORE AXLE RIGID		FOUR OR LESS AXLE ARTIC		FIVE OR LESS AXLE MULTI-TRAILER ARTIC		SIX OR MORE AXLE MULTI-TRAILER ARTIC		SEVEN OR MORE AXLE ARTIC		
						RIGID	BUSES	RIGID	AXLE	RIGID	AXLE	ARTIC	AXLE	ARTIC	ARTIC	AXLE	ARTIC	ARTIC	AXLE	ARTIC
Sat 19-Jun-21																				
00:00	40	0	39	1	0	0	0	0	0	0	0	0	0	0	0	0	0	0	0	0
01:00	25	0	23	1	0	0	0	0	0	0	0	0	0	0	0	0	0	0	0	0
02:00	10	0	8	2	0	0	0	0	0	0	0	0	0	0	0	0	0	0	0	0
03:00	17	0	15	1	0	0	0	0	0	0	0	0	0	0	0	0	0	0	0	0
04:00	32	0	23	3	0	0	0	1	0	0	0	0	0	0	0	0	0	0	0	0
05:00	36	0	29	5	0	0	0	0	0	0	0	0	0	0	0	0	0	0	0	0
06:00	82	1	62	16	0	0	0	0	0	0	0	0	0	0	0	0	0	0	0	0
07:00	122	1	105	11	1	2	0	0	0	0	0	0	0	0	0	0	0	0	0	0
08:00	254	2	221	20	1	1	3	0	0	0	0	0	0	0	0	0	0	0	0	0
09:00	352	3	309	23	1	3	1	0	0	0	0	0	0	0	0	0	0	0	0	0
10:00	434	2	398	17	2	1	2	0	0	0	0	0	0	0	0	0	0	0	0	0
11:00	406	3	373	14	1	2	4	0	0	0	0	0	0	0	0	0	0	0	0	0
12:00	442	10	405	17	0	1	0	0	3	0	0	0	0	0	0	0	0	0	0	0
13:00	419	13	392	8	0	0	0	1	0	0	0	0	0	0	0	0	0	0	0	0
14:00	418	2	399	11	0	2	1	0	0	0	0	0	0	0	0	0	0	0	0	0
15:00	372	1	349	14	2	1	2	0	0	0	0	0	0	0	0	0	0	0	0	0
16:00	370	4	341	22	0	0	1	0	0	0	0	0	0	0	0	0	0	0	0	0
17:00	371	3	355	9	0	1	2	0	0	0	0	0	0	0	0	0	0	0	0	0
18:00	284	1	267	11	0	2	0	0	0	0	0	0	0	0	0	0	0	0	0	0
19:00	242	2	234	6	0	0	0	0	0	0	0	0	0	0	0	0	0	0	0	0
20:00	209	0	198	8	0	0	0	0	0	0	0	0	0	0	0	0	0	0	0	0
21:00	117	2	109	4	0	0	0	1	0	0	0	0	0	0	0	0	0	0	0	0
22:00	102	0	99	1	0	0	0	0	0	0	0	0	0	0	0	0	0	0	0	0
23:00	72	0	71	1	0	0	0	0	0	0	0	0	0	0	0	0	0	0	0	0
12H,7-19	4244	45	3914	177	8	16	17	4	28	1	13	21	13	21	0	0	0	0	0	0
16H,6-22	4894	50	4517	211	8	16	18	4	30	1	14	25	14	25	0	0	0	0	0	0
18H,6-24	5068	50	4687	213	8	16	18	4	30	1	16	25	16	25	0	0	0	0	0	0
24H,0-24	5228	50	4824	226	8	16	19	4	30	1	19	31	19	31	0	0	0	0	0	0
Sun 20-Jun-21																				
00:00	44	1	43	0	0	0	0	0	0	0	0	0	0	0	0	0	0	0	0	0
01:00	20	0	18	0	0	0	0	0	0	0	0	0	0	0	0	0	0	0	0	0
02:00	12	0	11	0	0	0	0	0	0	0	0	0	0	0	0	0	0	0	0	0

Data produced by

Auto Surveys Ltd

10520

BAYNARDS GREEN

Site No: 10520002

Location

Site 2 - B4100 (E), Baynards Green att to Rd Sign

Sat 19-Jun-21 to Fri 25-Jun-21

Channel: Northwestbound

TIME PERIOD	TOTAL VEHICLES	MOTOR-CYCLES	CARS OR CAR-BASED LGV	LIGHT GOODS VEHICLES	BUSES	TWO AXLE, SIX TYRE, RIGID/BUSES		THREE AXLE RIGID	FOUR OR MORE AXLE RIGID		FOUR OR LESS AXLE ARTIC		FIVE OR LESS AXLE MULTI-TRAILER ARTIC		SIX OR MORE AXLE MULTI-TRAILER ARTIC		SEVEN OR MORE AXLE ARTIC	
						RIGID	BUSES		RIGID	AXLE	ARTIC	AXLE	ARTIC	AXLE	ARTIC	AXLE	ARTIC	AXLE
03:00	19	0	18	0	0	0	0	0	0	0	0	0	0	0	0	0	0	0
04:00	18	0	17	1	0	0	0	0	0	0	0	0	0	0	0	0	0	0
05:00	25	0	21	2	0	0	2	0	0	0	0	0	0	0	0	0	0	0
06:00	47	0	38	7	0	0	0	1	0	0	0	0	0	0	0	0	0	0
07:00	75	0	71	3	0	0	0	0	0	0	1	0	0	0	0	0	0	0
08:00	94	1	85	5	0	0	0	0	0	0	1	0	0	0	0	0	0	0
09:00	202	13	177	11	0	0	0	1	0	0	0	0	0	0	0	0	0	0
10:00	248	6	236	3	0	0	0	1	0	0	2	0	0	0	0	0	0	0
11:00	333	1	316	12	0	0	0	0	1	0	2	0	0	0	0	0	0	0
12:00	347	1	334	7	0	0	2	1	0	0	0	0	0	0	0	0	0	0
13:00	329	1	315	8	0	0	0	1	0	0	2	0	0	0	0	0	0	0
14:00	349	3	334	8	0	0	0	1	0	0	1	0	0	0	0	0	0	0
15:00	337	1	323	10	0	0	0	0	0	0	2	0	0	0	0	0	0	0
16:00	320	1	309	4	0	0	0	1	0	0	4	0	0	0	0	0	0	0
17:00	301	0	282	13	0	0	1	0	0	0	4	0	0	0	0	0	0	0
18:00	275	1	262	7	0	0	0	0	0	0	1	0	0	0	0	0	0	0
19:00	210	1	200	6	0	0	0	0	0	0	1	0	0	0	0	0	0	0
20:00	164	1	155	5	0	0	2	0	0	0	0	0	0	0	0	0	0	0
21:00	101	0	96	2	0	0	0	2	0	0	1	0	0	0	0	0	0	0
22:00	59	1	54	2	1	0	0	0	0	0	0	0	0	0	0	0	0	0
23:00	45	0	41	1	0	0	0	1	0	0	0	0	0	0	0	0	0	0
12H,7-19	3210	29	3044	91	0	3	6	1	0	0	20	0	12	4	0	0	0	0
16H,6-22	3732	31	3533	111	0	5	9	1	0	0	22	1	13	6	0	0	0	0
18H,6-24	3836	32	3628	114	1	5	10	1	0	0	22	1	15	7	0	0	0	0
24H,0-24	3974	33	3756	117	1	7	10	1	0	0	22	1	16	10	0	0	0	0
Mon 21-Jun-21	20	2	17	0	0	0	0	0	0	0	1	0	0	0	0	0	0	0
01:00	11	0	9	1	0	0	1	0	0	0	0	0	0	0	0	0	0	0
02:00	8	0	7	1	0	0	0	0	0	0	0	0	0	0	0	0	0	0
03:00	15	0	8	4	0	0	0	0	0	0	0	0	0	0	0	0	0	0
04:00	32	0	24	1	1	0	2	0	0	0	0	0	0	0	0	0	0	0
05:00	73	2	54	8	0	0	2	1	0	0	2	0	1	3	0	0	0	0
06:00	212	2	181	21	1	4	0	0	0	0	1	0	0	0	0	0	0	0

Data produced by

Auto Surveys Ltd

10520

BAYNARDS GREEN

Site No: 10520002

Location

Site 2 - B4100 (E), Baynards Green att to Rd Sign

Sat 19-Jun-21 to Fri 25-Jun-21

Channel: Northwestbound

TIME PERIOD	TOTAL VEHICLES	MOTOR-CYCLES	CARS OR CAR-BASED LGV	LIGHT GOODS VEHICLES	BUSES	TWO AXLE, SIX TYRE, RIGID/BUSES		THREE AXLE RIGID		FOUR OR MORE AXLE RIGID		FOUR OR LESS AXLE ARTIC		FIVE OR MORE AXLE MULTI-TRAILER ARTIC		SEVEN OR MORE AXLE MULTI-TRAILER ARTIC	
						RIGID	BUSES	RIGID	AXLE	RIGID	AXLE	ARTIC	AXLE	ARTIC	ARTIC	AXLE	ARTIC
07:00	442	4	387	26	0	9	4	1	1	7	0	2	1	1	0	0	
08:00	429	1	380	24	0	4	3	1	1	8	0	5	3	0	0	0	
09:00	328	1	279	30	1	6	2	0	0	3	0	4	2	0	0	0	
10:00	294	0	229	41	1	3	3	1	1	5	0	2	9	0	0	0	
11:00	281	3	233	29	0	8	1	0	0	1	0	3	3	0	0	0	
12:00	323	4	256	34	2	6	2	1	1	6	1	4	7	0	0	0	
13:00	346	1	295	38	1	2	0	0	0	3	0	2	4	0	0	0	
14:00	385	1	314	47	0	6	2	0	0	6	1	3	5	0	0	0	
15:00	516	0	447	47	3	2	2	2	2	6	0	0	7	0	0	0	
16:00	619	4	562	37	0	0	1	1	1	6	1	2	5	0	0	0	
17:00	686	2	638	33	1	2	2	0	0	6	0	2	0	0	0	0	
18:00	429	2	402	17	0	2	2	0	0	1	0	2	1	0	0	0	
19:00	257	0	232	17	0	0	0	1	1	3	0	4	0	0	0	0	
20:00	163	1	151	7	0	1	0	0	0	0	0	1	2	0	0	0	
21:00	120	0	107	5	0	3	1	0	0	1	0	3	0	0	0	0	
22:00	83	1	77	0	2	1	0	0	0	1	0	1	0	0	0	0	
23:00	35	0	30	2	0	1	0	0	0	0	0	1	1	0	0	0	
12H,7-19	5078	23	4422	403	9	50	24	7	58	3	31	47	1	0	0	0	
16H,6-22	5830	26	5093	453	10	58	25	8	63	3	41	49	1	0	0	0	
18H,6-24	5948	27	5200	455	12	60	25	8	64	3	43	50	1	0	0	0	
24H,0-24	6107	31	5319	470	13	65	26	8	67	3	48	56	1	0	0	0	
Tue 22-Jun-21																	
00:00	22	0	17	0	0	0	1	0	0	0	0	2	2	0	0	0	0
01:00	9	0	8	0	0	0	0	0	0	0	0	0	1	0	0	0	0
02:00	17	0	15	1	0	0	0	0	0	0	0	0	1	0	0	0	0
03:00	13	0	7	4	0	0	0	0	0	0	0	1	1	0	0	0	0
04:00	33	0	25	4	1	0	0	0	0	0	0	2	1	0	0	0	0
05:00	100	2	66	12	0	4	3	0	0	0	0	5	8	0	0	0	0
06:00	219	1	176	25	1	5	0	0	0	2	0	5	4	0	0	0	0
07:00	467	2	411	29	1	10	4	2	3	0	0	1	4	0	0	0	0
08:00	423	2	363	36	1	3	5	1	9	0	1	2	0	0	0	0	0
09:00	322	2	267	37	0	4	3	0	6	1	1	1	1	0	0	0	0
10:00	299	2	240	33	1	4	3	0	3	0	2	11	0	0	0	0	0

Data produced by

Auto Surveys Ltd

10520

BAYNARDS GREEN

Site No: 10520002

Location

Site 2 - B4100 (E), Baynards Green att to Rd Sign

Sat 19-Jun-21 to Fri 25-Jun-21

Channel: Northwestbound

TIME PERIOD	TOTAL VEHICLES			CARS OR CAR-BASED LGV		LIGHT GOODS VEHICLES		BUSES		TWO AXLE, SIX TYRE, RIGID/BUSES		THREE AXLE RIGID		FOUR OR MORE AXLE RIGID		FOUR OR LESS AXLE ARTIC		FIVE OR MORE AXLE MULTI-TRAILER ARTIC		SEVEN OR MORE AXLE MULTI-TRAILER ARTIC	
	VEHICLES	MOTOR-CYCLES		BASED LGV		GOODS VEHICLES	BUSES	RIGID/BUSES	RIGID	RIGID	RIGID	RIGID	RIGID	AXLE	ARTIC	AXLE	ARTIC	AXLE	ARTIC	AXLE	ARTIC
11:00	332	0	264	47	1	4	4	4	1	5	0	1	5	0	1	5	0	0	0	0	0
12:00	346	3	285	33	1	7	3	3	0	3	1	2	3	1	2	8	0	0	0	0	0
13:00	378	1	319	32	0	5	1	1	0	10	0	2	8	0	2	0	0	0	0	0	0
14:00	421	1	356	40	2	5	2	2	0	7	0	1	7	0	1	7	0	0	0	0	0
15:00	494	2	436	37	1	3	3	3	1	6	0	4	1	0	0	0	0	0	0	0	0
16:00	700	5	623	48	2	2	3	3	0	12	0	3	2	0	3	2	0	0	0	0	0
17:00	701	3	653	28	0	1	2	2	3	8	0	1	2	0	1	2	0	0	0	0	0
18:00	487	2	441	29	0	3	4	4	1	4	0	2	1	0	2	1	0	0	0	0	0
19:00	235	8	213	11	0	0	0	0	0	0	0	1	2	0	1	2	0	0	0	0	0
20:00	171	0	157	7	0	1	0	0	0	1	0	2	3	0	2	3	0	0	0	0	0
21:00	93	0	87	3	0	1	0	0	0	0	0	1	1	0	1	0	0	0	0	0	0
22:00	93	0	88	2	1	0	0	0	0	0	0	2	0	0	2	0	0	0	0	0	0
23:00	43	0	39	2	0	1	0	0	0	0	0	1	0	0	1	0	0	0	0	0	0
12H,7-19	5370	25	4658	429	10	51	37	37	9	76	2	21	52	0	21	52	0	0	0	0	0
16H,6-22	6088	34	5291	475	11	58	37	37	9	79	2	30	62	0	30	62	0	0	0	0	0
18H,6-24	6224	34	5418	479	12	59	37	37	9	79	2	33	62	0	33	62	0	0	0	0	0
24H,0-24	6418	36	5556	500	13	63	41	41	9	79	2	43	76	0	43	76	0	0	0	0	0
Wed 23-Jun-21																					
00:00	33	0	26	3	0	1	0	0	0	0	0	0	0	0	0	0	0	0	0	0	0
01:00	20	0	17	3	0	0	0	0	0	0	0	0	0	0	0	0	0	0	0	0	0
02:00	13	0	12	0	0	0	0	0	0	0	0	0	0	0	0	0	0	0	0	0	0
03:00	14	0	8	2	0	2	0	0	0	0	0	1	1	0	1	0	0	0	0	0	0
04:00	43	0	32	5	1	3	0	0	0	0	0	1	1	0	1	1	0	0	0	0	0
05:00	95	2	72	9	1	2	1	1	0	1	0	5	2	0	5	2	0	0	0	0	0
06:00	213	2	173	22	1	6	0	0	0	3	0	3	3	0	3	0	0	0	0	0	0
07:00	459	7	405	26	1	7	3	3	1	5	0	2	2	0	2	0	0	0	0	0	0
08:00	475	3	424	27	2	2	5	5	1	5	1	4	1	0	4	1	0	0	0	0	0
09:00	324	1	258	43	0	5	1	1	1	8	1	3	3	0	3	0	0	0	0	0	0
10:00	305	3	243	32	1	4	5	5	0	9	0	6	2	0	6	0	0	0	0	0	0
11:00	316	3	249	46	0	2	1	1	1	6	0	3	5	0	3	0	0	0	0	0	0
12:00	325	2	265	39	1	2	2	2	0	3	0	3	8	0	3	0	0	0	0	0	0
13:00	390	5	319	38	0	8	3	3	1	5	0	3	7	0	3	0	0	0	0	0	0
14:00	468	5	391	44	0	6	2	2	0	3	0	4	13	0	4	0	0	0	0	0	0

Data produced by

Auto Surveys Ltd

10520

BAYNARDS GREEN

Site No: 10520002

Location

Site 2 - B4100 (E), Baynards Green att to Rd Sign

Sat 19-Jun-21 to Fri 25-Jun-21

Channel: Northwestbound

TIME PERIOD	TOTAL VEHICLES			CARS OR CAR-BASED LGV		LIGHT GOODS VEHICLES		BUSES		TWO AXLE, SIX TYRE, RIGID/BUSES		THREE AXLE RIGID		FOUR OR MORE AXLE RIGID		FOUR OR LESS AXLE ARTIC		FIVE OR LESS AXLE MULTI-TRAILER ARTIC		SIX OR MORE AXLE MULTI-TRAILER ARTIC		SEVEN OR MORE AXLE ARTIC	
	VEHICLES	MOTOR-CYCLES		BASED LGV		GOODS VEHICLES	BUSES	RIGID/BUSES	RIGID	RIGID	RIGID	RIGID	RIGID	AXLE	ARTIC	AXLE	ARTIC	AXLE	ARTIC	AXLE	ARTIC	AXLE	ARTIC
15:00	497	4		432		43	2	1	0	0	0	0	9	0	1	4	1	0	0	0	0	0	
16:00	629	1		556		51	2	6	2	0	0	8	2	0	2	1	0	0	0	0	0	0	
17:00	693	6		641		21	7	1	2	2	2	5	2	2	6	0	0	0	0	0	0	0	
18:00	516	2		481		19	0	2	0	0	0	8	0	0	3	1	0	0	0	0	0	0	
19:00	297	3		271		14	1	0	1	0	0	3	0	0	2	0	0	0	0	0	0	0	
20:00	208	9		190		5	0	0	0	0	0	1	1	0	1	1	0	0	0	0	0	0	
21:00	151	2		140		5	0	0	0	0	0	0	0	0	4	0	0	0	0	0	0	0	
22:00	90	2		81		3	1	2	0	0	0	0	0	0	1	0	0	0	0	0	0	0	
23:00	50	0		43		2	0	0	0	0	0	2	0	0	1	2	0	0	0	0	0	0	
12H,7-19	5397	42		4664		429	16	46	26	7	74	2	36	2	53	2	0	0	0	0	0	0	
16H,6-22	6266	58		5438		475	18	52	27	7	81	3	46	3	59	2	0	0	0	0	0	0	
18H,6-24	6406	60		5562		480	19	54	27	7	83	3	48	3	61	2	0	0	0	0	0	0	
24H,0-24	6624	62		5729		502	21	62	28	7	84	3	55	3	69	2	0	0	0	0	0	0	
Thu 24-Jun-21																							
00:00	30	0		28		1	0	0	0	0	0	0	0	0	1	0	0	0	0	0	0	0	
01:00	12	0		11		1	0	0	0	0	0	0	0	0	0	0	0	0	0	0	0	0	
02:00	16	0		9		4	0	0	0	0	0	0	0	0	3	0	0	0	0	0	0	0	
03:00	14	0		8		3	1	1	0	0	0	0	0	0	1	0	0	0	0	0	0	0	
04:00	40	0		29		4	0	3	0	0	1	0	2	1	0	1	0	0	0	0	0	0	
05:00	77	2		57		6	0	1	1	1	1	0	5	3	0	0	0	0	0	0	0	0	
06:00	213	0		176		25	1	2	0	0	2	0	3	4	0	0	0	0	0	0	0	0	
07:00	444	5		384		26	1	5	2	3	10	0	1	7	0	0	0	0	0	0	0	0	
08:00	400	0		349		28	1	3	2	1	8	1	3	4	0	0	0	0	0	0	0	0	
09:00	328	1		267		42	0	2	3	0	5	0	2	6	0	0	0	0	0	0	0	0	
10:00	330	5		261		46	1	7	1	0	3	0	2	4	0	0	0	0	0	0	0	0	
11:00	300	5		238		36	1	3	2	0	5	0	4	6	0	0	0	0	0	0	0	0	
12:00	324	1		269		31	1	4	1	0	8	0	4	5	0	0	0	0	0	0	0	0	
13:00	404	4		308		59	2	2	3	0	16	1	4	5	0	0	0	0	0	0	0	0	
14:00	440	3		370		40	1	5	5	0	10	0	3	3	0	0	0	0	0	0	0	0	
15:00	489	1		424		47	0	3	1	0	5	0	4	4	0	0	0	0	0	0	0	0	
16:00	630	2		564		39	0	1	6	1	10	0	2	5	0	0	0	0	0	0	0	0	
17:00	650	3		605		23	2	2	2	2	7	0	1	3	0	0	0	0	0	0	0	0	
18:00	513	1		468		28	1	3	1	0	6	1	1	3	0	0	0	0	0	0	0	0	

10520

BAYNARDS GREEN

Site No: 10520002

Location

Site 2 - B4100 (E), Baynards Green att to Rd Sign

Sat 19-Jun-21 to Fri 25-Jun-21

Channel: Northwestbound

TIME PERIOD	TOTAL VEHICLES			CARS OR CAR-BASED LGV		LIGHT GOODS VEHICLES		BUSES		TWO AXLE, SIX TYRE, RIGID/BUSES		THREE AXLE RIGID		FOUR OR MORE AXLE RIGID		FOUR OR LESS AXLE ARTIC		FIVE OR LESS AXLE MULTI-TRAILER ARTIC		SIX OR MORE AXLE MULTI-TRAILER ARTIC		SEVEN OR MORE AXLE ARTIC	
	VEHICLES	MOTOR-CYCLES		BASED LGV		GOODS VEHICLES	BUSES	RIGID/BUSES	RIGID	RIGID	RIGID	RIGID	RIGID	AXLE	ARTIC	AXLE	ARTIC	AXLE	ARTIC	AXLE	ARTIC	AXLE	ARTIC
19:00	281	1		255		20	0	0	1	0	0	1	0	0	1	0	2	1	0	0	0	0	
20:00	178	0		170		4	0	1	0	0	0	0	0	0	1	0	1	1	0	0	0	0	
21:00	136	1		129		3	0	0	0	0	0	0	0	0	0	0	2	1	0	0	0	0	
22:00	115	1		106		2	1	1	0	0	0	0	0	0	0	2	2	0	0	0	0	0	
23:00	61	0		56		3	0	0	0	0	0	0	0	0	0	0	2	0	0	0	0	0	
12H,7-19	5252	31		4507		445	11	40	29	7	93	3	31	55	0	31	0	0	0	0	0	0	
16H,6-22	6060	33		5237		497	12	43	30	7	97	3	39	62	0	39	0	0	0	0	0	0	
18H,6-24	6236	34		5399		502	13	44	30	7	97	3	41	66	0	41	0	0	0	0	0	0	
24H,0-24	6425	36		5541		521	14	49	31	8	99	3	53	70	0	53	0	0	0	0	0	0	
Fri 25-Jun-21																							
00:00	28	2		23		2	0	0	0	0	0	0	0	0	0	1	0	0	0	0	0	0	
01:00	15	0		13		2	0	0	0	0	0	0	0	0	0	0	0	0	0	0	0	0	
02:00	16	0		11		4	0	0	0	0	0	0	0	0	0	0	0	1	0	0	0	0	
03:00	20	0		14		3	0	1	0	0	0	0	0	0	0	1	1	0	0	0	0	0	
04:00	50	0		35		2	0	5	0	0	0	0	0	0	0	7	1	0	0	0	0	0	
05:00	78	1		53		12	0	4	2	0	0	0	0	0	0	4	2	0	0	0	0	0	
06:00	184	0		148		18	1	5	1	0	3	0	3	5	0	3	5	0	0	0	0	0	
07:00	438	1		392		24	1	7	3	1	4	0	2	3	0	2	3	0	0	0	0	0	
08:00	431	3		368		37	2	5	3	1	3	0	4	5	0	4	5	0	0	0	0	0	
09:00	346	3		279		43	0	6	2	0	6	0	4	3	0	4	3	0	0	0	0	0	
10:00	375	3		318		41	0	1	3	0	4	0	2	3	0	2	3	0	0	0	0	0	
11:00	382	2		324		33	0	4	2	1	7	0	1	8	0	1	8	0	0	0	0	0	
12:00	389	5		322		47	0	7	1	0	2	0	2	3	0	2	3	0	0	0	0	0	
13:00	493	1		428		47	1	5	2	2	2	0	4	1	0	4	1	0	0	0	0	0	
14:00	512	6		450		37	3	4	6	1	4	0	0	1	0	1	0	0	0	0	0	0	
15:00	544	4		480		35	2	2	2	0	10	1	2	6	0	2	6	0	0	0	0	0	
16:00	532	7		485		23	2	2	6	0	4	1	0	2	0	0	2	0	0	0	0	0	
17:00	594	3		559		18	8	1	1	0	3	0	0	1	0	0	1	0	0	0	0	0	
18:00	520	4		471		27	0	3	0	1	3	0	2	9	0	2	9	0	0	0	0	0	
19:00	330	1		306		18	0	0	1	0	0	0	0	2	0	2	0	0	0	0	0	0	
20:00	196	0		185		9	0	0	0	0	0	0	1	1	0	1	0	0	0	0	0	0	
21:00	157	2		140		10	1	0	1	0	1	0	0	2	0	0	2	0	0	0	0	0	
22:00	105	1		94		4	0	1	0	0	1	0	0	2	0	2	2	0	0	0	0	0	

Data produced by

Auto Surveys Ltd

10520

BAYNARDS GREEN

Site No: 10520002

Location

Site 2 - B4100 (E), Baynards Green att to Rd Sign

Sat 19-Jun-21 to Fri 25-Jun-21

Channel: Northwestbound

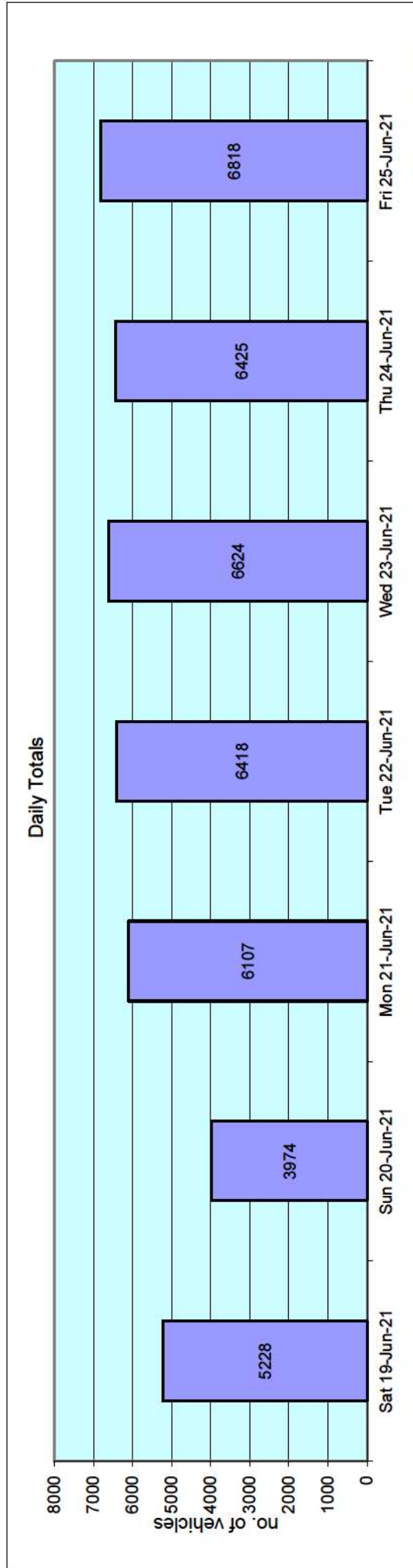
TIME PERIOD	CARS OR CAR-BASED LGV			LIGHT GOODS VEHICLES		BUSES		TWO AXLE, SIX TYRE, RIGID/BUSES		THREE AXLE RIGID		FOUR OR MORE AXLE RIGID		FOUR OR LESS AXLE ARTIC		FIVE OR MORE AXLE TRAILER ARTIC		SIX OR MORE AXLE TRAILER ARTIC		SEVEN OR MORE AXLE ARTIC		
	TOTAL VEHICLES	MOTOR-CYCLES	76	LIGHT GOODS VEHICLES	BUSES	RIGID/BUSES	RIGID	RIGID	RIGID	RIGID	AXLE	ARTIC	AXLE	ARTIC	AXLE	ARTIC	AXLE	ARTIC	AXLE	ARTIC	AXLE	ARTIC
23:00	83	1	76	3	0	0	0	0	0	0	1	1	0	0	0	0	0	0	0	0	0	0
12H,7-19	5556	42	4876	412	19	47	31	7	52	2	23	45	0	0	0	0	0	0	0	0	0	0
16H,6-22	6423	45	5655	467	21	52	34	7	56	2	29	55	0	0	0	0	0	0	0	0	0	0
18H,6-24	6611	47	5825	474	21	53	34	7	58	2	31	59	0	0	0	0	0	0	0	0	0	0
24H,0-24	6818	50	5974	499	21	63	36	7	58	2	44	64	0	0	0	0	0	0	0	0	0	0

Daily Totals

Sat 19-Jun-21	5228	50	4824	226	8	16	19	4	30	1	19	31	0	0	0	0	0	0	0	0	0	0
Sun 20-Jun-21	3974	33	3756	117	1	7	10	1	22	1	16	10	0	0	0	0	0	0	0	0	0	0
Mon 21-Jun-21	6107	31	5319	470	13	65	26	8	67	3	48	56	1	0	0	0	0	0	0	0	0	0
Tue 22-Jun-21	6418	36	5556	500	13	63	41	9	79	2	43	76	0	0	0	0	0	0	0	0	0	0
Wed 23-Jun-21	6624	62	5729	502	21	62	28	7	84	3	55	69	2	0	0	0	0	0	0	0	0	0
Thu 24-Jun-21	6425	36	5541	521	14	49	31	8	99	3	53	70	0	0	0	0	0	0	0	0	0	0
Fri 25-Jun-21	6818	50	5974	499	21	63	36	7	58	2	44	64	0	0	0	0	0	0	0	0	0	0

Total Vehicles

[--]	41594	298	36699	2835	91	325	191	44	439	15	278	376	3	0	0	0	0	0	0	0	0	0
------	-------	-----	-------	------	----	-----	-----	----	-----	----	-----	-----	---	---	---	---	---	---	---	---	---	---



10520

BAYNARDS GREEN

Site No: 10520002

Location

Site 2 - B4100 (E), Baynards Green att to Rd Sign

Sat 19-Jun-21 to Fri 25-Jun-21

Channel: Northwestbound

TIME PERIOD	TOTAL VEHICLES	MOTOR-CYCLES	MOTOR-CYCLES%	CARS	CARS%	LGV	LGV %	HGV	HGV %	BUS	BUS %
Sat 19-Jun-21											
00:00	40	0	0.0	39	97.5	1	2.5	0	0.0	0	0.0
01:00	25	0	0.0	23	92.0	1	4.0	1	4.0	0	0.0
02:00	10	0	0.0	8	80.0	2	20.0	0	0.0	0	0.0
03:00	17	0	0.0	15	88.2	1	5.9	1	5.9	0	0.0
04:00	32	0	0.0	23	71.9	3	9.4	6	18.8	0	0.0
05:00	36	0	0.0	29	80.6	5	13.9	2	5.6	0	0.0
06:00	82	1	1.2	62	75.6	16	19.5	3	3.7	0	0.0
07:00	122	1	0.8	105	86.1	11	9.0	4	3.3	1	0.8
08:00	254	2	0.8	221	87.0	20	7.9	10	3.9	1	0.4
09:00	352	3	0.9	309	87.8	23	6.5	16	4.6	1	0.3
10:00	434	2	0.5	398	91.7	17	3.9	15	3.5	2	0.5
11:00	406	3	0.7	373	91.9	14	3.5	15	3.7	1	0.3
12:00	442	10	2.3	405	91.6	17	3.9	10	2.3	0	0.0
13:00	419	13	3.1	392	93.6	8	1.9	6	1.4	0	0.0
14:00	418	2	0.5	399	95.5	11	2.6	6	1.4	0	0.0
15:00	372	1	0.3	349	93.8	14	3.8	6	1.6	2	0.5
16:00	370	4	1.1	341	92.2	22	6.0	3	0.8	0	0.0
17:00	371	3	0.8	355	95.7	9	2.4	4	1.1	0	0.0
18:00	284	1	0.4	267	94.0	11	3.9	5	1.8	0	0.0
19:00	242	2	0.8	234	96.7	6	2.5	0	0.0	0	0.0
20:00	209	0	0.0	198	94.7	8	3.8	3	1.4	0	0.0
21:00	117	2	1.7	109	93.2	4	3.4	2	1.7	0	0.0
22:00	102	0	0.0	99	97.1	1	1.0	2	2.0	0	0.0
23:00	72	0	0.0	71	98.6	1	1.4	0	0.0	0	0.0
12H,7-19	4244	45	1.1	3914	92.2	177	4.2	100	2.4	8	0.2
16H,6-22	4894	50	1.0	4517	92.3	211	4.3	108	2.2	8	0.2
18H,6-24	5068	50	1.0	4687	92.5	213	4.2	110	2.2	8	0.2
24H,0-24	5228	50	1.0	4824	92.3	226	4.3	120	2.3	8	0.2
Sun 20-Jun-21											
00:00	44	1	2.3	43	97.7	0	0.0	0	0.0	0	0.0
01:00	20	0	0.0	18	90.0	0	0.0	2	10.0	0	0.0
02:00	12	0	0.0	11	91.7	0	0.0	1	8.3	0	0.0

Data produced by
Auto Surveys Ltd