

10520

BAYNARDS GREEN

Site No: 10520002

Location

Site 2 - B4100 (E), Baynards Green att to Rd Sign

Sat 19-Jun-21 to Fri 25-Jun-21

Channel: Northwestbound

TIME PERIOD	TOTAL VEHICLES	MOTOR-CYCLES	MOTOR-CYCLES%	CARS	CARS%	LGV	LGV %	HGV	HGV %	BUS	BUS %
03:00	19	0	0.0	18	94.7	0	0.0	1	5.3	0	0.0
04:00	18	0	0.0	17	94.4	1	5.6	0	0.0	0	0.0
05:00	25	0	0.0	21	84.0	2	8.0	2	8.0	0	0.0
06:00	47	0	0.0	38	80.9	7	14.9	2	4.3	0	0.0
07:00	75	0	0.0	71	94.7	3	4.0	1	1.3	0	0.0
08:00	94	1	1.1	85	90.4	5	5.3	3	3.2	0	0.0
09:00	202	13	6.4	177	87.6	11	5.5	1	0.5	0	0.0
10:00	248	6	2.4	236	95.2	3	1.2	3	1.2	0	0.0
11:00	333	1	0.3	316	94.9	12	3.6	4	1.2	0	0.0
12:00	347	1	0.3	334	96.3	7	2.0	5	1.4	0	0.0
13:00	329	1	0.3	315	95.7	8	2.4	5	1.5	0	0.0
14:00	349	3	0.9	334	95.7	8	2.3	4	1.2	0	0.0
15:00	337	1	0.3	323	95.9	10	3.0	3	0.9	0	0.0
16:00	320	1	0.3	309	96.6	4	1.3	6	1.9	0	0.0
17:00	301	0	0.0	282	93.7	13	4.3	6	2.0	0	0.0
18:00	275	1	0.4	262	95.3	7	2.6	5	1.8	0	0.0
19:00	210	1	0.5	200	95.2	6	2.9	3	1.4	0	0.0
20:00	164	1	0.6	155	94.5	5	3.1	3	1.8	0	0.0
21:00	101	0	0.0	96	95.1	2	2.0	3	3.0	0	0.0
22:00	59	1	1.7	54	91.5	2	3.4	1	1.7	1	1.7
23:00	45	0	0.0	41	91.1	1	2.2	3	6.7	0	0.0
12H,7-19	3210	29	0.9	3044	94.8	91	2.8	46	1.4	0	0.0
16H,6-22	3732	31	0.8	3533	94.7	111	3.0	57	1.5	0	0.0
18H,6-24	3836	32	0.8	3628	94.6	114	3.0	61	1.6	1	0.0
24H,0-24	3974	33	0.8	3756	94.5	117	2.9	67	1.7	1	0.0
<b>Mon 21-Jun-21</b>											
00:00	20	2	10.0	17	85.0	0	0.0	1	5.0	0	0.0
01:00	11	0	0.0	9	81.8	1	9.1	1	9.1	0	0.0
02:00	8	0	0.0	7	87.5	1	12.5	0	0.0	0	0.0
03:00	15	0	0.0	8	53.3	4	26.7	3	20.0	0	0.0
04:00	32	0	0.0	24	75.0	1	3.1	6	18.8	1	3.1
05:00	73	2	2.7	54	74.0	8	11.0	9	12.3	0	0.0
06:00	212	2	0.9	181	85.4	21	9.9	7	3.3	1	0.5

Data produced by  
Auto Surveys Ltd

10520

BAYNARDS GREEN

Site No: 10520002

Location

Site 2 - B4100 (E), Baynards Green att to Rd Sign

Sat 19-Jun-21 to Fri 25-Jun-21

Channel: Northwestbound

TIME PERIOD	TOTAL VEHICLES	MOTOR-CYCLES	MOTOR-CYCLES%	CARS	CARS%	LGV	LGV %	HGV	HGV %	BUS	BUS %
07:00	442	4	0.9	387	87.6	26	5.9	25	5.7	0	0.0
08:00	429	1	0.2	380	88.6	24	5.6	24	5.6	0	0.0
09:00	328	1	0.3	279	85.1	30	9.2	17	5.2	1	0.3
10:00	294	0	0.0	229	77.9	41	14.0	23	7.8	1	0.3
11:00	281	3	1.1	233	82.9	29	10.3	16	5.7	0	0.0
12:00	323	4	1.2	256	79.3	34	10.5	27	8.4	2	0.6
13:00	346	1	0.3	295	85.3	38	11.0	11	3.2	1	0.3
14:00	385	1	0.3	314	81.6	47	12.2	23	6.0	0	0.0
15:00	516	0	0.0	447	86.6	47	9.1	19	3.7	3	0.6
16:00	619	4	0.7	562	90.8	37	6.0	16	2.6	0	0.0
17:00	686	2	0.3	638	93.0	33	4.8	12	1.8	1	0.2
18:00	429	2	0.5	402	93.7	17	4.0	8	1.9	0	0.0
19:00	257	0	0.0	232	90.3	17	6.6	8	3.1	0	0.0
20:00	163	1	0.6	151	92.6	7	4.3	4	2.5	0	0.0
21:00	120	0	0.0	107	89.2	5	4.2	8	6.7	0	0.0
22:00	83	1	1.2	77	92.8	0	0.0	3	3.6	2	2.4
23:00	35	0	0.0	30	85.7	2	5.7	3	8.6	0	0.0
12H,7-19	5078	23	0.5	4422	87.1	403	7.9	221	4.4	9	0.2
16H,6-22	5830	26	0.5	5093	87.4	453	7.8	248	4.3	10	0.2
18H,6-24	5948	27	0.5	5200	87.4	455	7.7	254	4.3	12	0.2
24H,0-24	6107	31	0.5	5319	87.1	470	7.7	274	4.5	13	0.2
<b>Tue 22-Jun-21</b>											
00:00	22	0	0.0	17	77.3	0	0.0	5	22.7	0	0.0
01:00	9	0	0.0	8	88.9	0	0.0	1	11.1	0	0.0
02:00	17	0	0.0	15	88.2	1	5.9	1	5.9	0	0.0
03:00	13	0	0.0	7	53.9	4	30.8	2	15.4	0	0.0
04:00	33	0	0.0	25	75.8	4	12.1	3	9.1	1	3.0
05:00	100	2	2.0	66	66.0	12	12.0	20	20.0	0	0.0
06:00	219	1	0.5	176	80.4	25	11.4	16	7.3	1	0.5
07:00	467	2	0.4	411	88.0	29	6.2	24	5.1	1	0.2
08:00	423	2	0.5	363	85.8	36	8.5	21	5.0	1	0.2
09:00	322	2	0.6	267	82.9	37	11.5	16	5.0	0	0.0
10:00	299	2	0.7	240	80.3	33	11.0	23	7.7	1	0.3

Data produced by  
Auto Surveys Ltd



10520

BAYNARDS GREEN

Site No: 10520002

Location

Site 2 - B4100 (E), Baynards Green att to Rd Sign

Sat 19-Jun-21 to Fri 25-Jun-21

Channel: Northwestbound

TIME PERIOD	TOTAL VEHICLES	MOTOR-CYCLES	MOTOR-CYCLES%	CARS	CARS%	LGV	LGV %	HGV	HGV %	BUS	BUS %
11:00	332	0	0.0	264	79.5	47	14.2	20	6.0	1	0.3
12:00	346	3	0.9	285	82.4	33	9.5	24	6.9	1	0.3
13:00	378	1	0.3	319	84.4	32	8.5	26	6.9	0	0.0
14:00	421	1	0.2	356	84.6	40	9.5	22	5.2	2	0.5
15:00	494	2	0.4	436	88.3	37	7.5	18	3.6	1	0.2
16:00	700	5	0.7	623	89.0	48	6.9	22	3.1	2	0.3
17:00	701	3	0.4	653	93.2	28	4.0	17	2.4	0	0.0
18:00	487	2	0.4	441	90.6	29	6.0	15	3.1	0	0.0
19:00	235	8	3.4	213	90.6	11	4.7	3	1.3	0	0.0
20:00	171	0	0.0	157	91.8	7	4.1	7	4.1	0	0.0
21:00	93	0	0.0	87	93.6	3	3.2	3	3.2	0	0.0
22:00	93	0	0.0	88	94.6	2	2.2	2	2.2	1	1.1
23:00	43	0	0.0	39	90.7	2	4.7	2	4.7	0	0.0
12H,7-19	5370	25	0.5	4658	86.7	429	8.0	248	4.6	10	0.2
16H,6-22	6088	34	0.6	5291	86.9	475	7.8	277	4.6	11	0.2
18H,6-24	6224	34	0.6	5418	87.1	479	7.7	281	4.5	12	0.2
24H,0-24	6418	36	0.6	5556	86.6	500	7.8	313	4.9	13	0.2
Wed 23-Jun-21											
00:00	33	0	0.0	26	78.8	3	9.1	4	12.1	0	0.0
01:00	20	0	0.0	17	85.0	3	15.0	0	0.0	0	0.0
02:00	13	0	0.0	12	92.3	0	0.0	1	7.7	0	0.0
03:00	14	0	0.0	8	57.1	2	14.3	4	28.6	0	0.0
04:00	43	0	0.0	32	74.4	5	11.6	5	11.6	1	2.3
05:00	95	2	2.1	72	75.8	9	9.5	11	11.6	1	1.1
06:00	213	2	0.9	173	81.2	22	10.3	15	7.0	1	0.5
07:00	459	7	1.5	405	88.2	26	5.7	20	4.4	1	0.2
08:00	475	3	0.6	424	89.3	27	5.7	19	4.0	2	0.4
09:00	324	1	0.3	258	79.6	43	13.3	22	6.8	0	0.0
10:00	305	3	1.0	243	79.7	32	10.5	26	8.5	1	0.3
11:00	316	3	1.0	249	78.8	46	14.6	18	5.7	0	0.0
12:00	325	2	0.6	265	81.5	39	12.0	18	5.5	1	0.3
13:00	390	5	1.3	319	81.8	38	9.7	28	7.2	0	0.0
14:00	468	5	1.1	391	83.6	44	9.4	28	6.0	0	0.0

Data produced by  
Auto Surveys Ltd

10520

BAYNARDS GREEN

Site No: 10520002

Location

Site 2 - B4100 (E), Baynards Green att to Rd Sign

Sat 19-Jun-21 to Fri 25-Jun-21

Channel: Northwestbound

TIME PERIOD	TOTAL VEHICLES	MOTOR-CYCLES	MOTOR-CYCLES%	CARS	CARS%	LGV	LGV %	HGV	HGV %	BUS	BUS %
15:00	497	4	0.8	432	86.9	43	8.7	16	3.2	2	0.4
16:00	629	1	0.2	556	88.4	51	8.1	19	3.0	2	0.3
17:00	693	6	0.9	641	92.5	21	3.0	18	2.6	7	1.0
18:00	516	2	0.4	481	93.2	19	3.7	14	2.7	0	0.0
19:00	297	3	1.0	271	91.3	14	4.7	8	2.7	1	0.3
20:00	208	9	4.3	190	91.4	5	2.4	4	1.9	0	0.0
21:00	151	2	1.3	140	92.7	5	3.3	4	2.7	0	0.0
22:00	90	2	2.2	81	90.0	3	3.3	3	3.3	1	1.1
23:00	50	0	0.0	43	86.0	2	4.0	5	10.0	0	0.0
12H,7-19	5397	42	0.8	4664	86.4	429	8.0	246	4.6	16	0.3
16H,6-22	6266	58	0.9	5438	86.8	475	7.6	277	4.4	18	0.3
18H,6-24	6406	60	0.9	5562	86.8	480	7.5	285	4.5	19	0.3
24H,0-24	6624	62	0.9	5729	86.5	502	7.6	310	4.7	21	0.3
<b>Thu 24-Jun-21</b>											
00:00	30	0	0.0	28	93.3	1	3.3	1	3.3	0	0.0
01:00	12	0	0.0	11	91.7	1	8.3	0	0.0	0	0.0
02:00	16	0	0.0	9	56.3	4	25.0	3	18.8	0	0.0
03:00	14	0	0.0	8	57.1	3	21.4	2	14.3	1	7.1
04:00	40	0	0.0	29	72.5	4	10.0	7	17.5	0	0.0
05:00	77	2	2.6	57	74.0	6	7.8	12	15.6	0	0.0
06:00	213	0	0.0	176	82.6	25	11.7	11	5.2	1	0.5
07:00	444	5	1.1	384	86.5	26	5.9	28	6.3	1	0.2
08:00	400	0	0.0	349	87.3	28	7.0	22	5.5	1	0.3
09:00	328	1	0.3	267	81.4	42	12.8	18	5.5	0	0.0
10:00	330	5	1.5	261	79.1	46	13.9	17	5.2	1	0.3
11:00	300	5	1.7	238	79.3	36	12.0	20	6.7	1	0.3
12:00	324	1	0.3	269	83.0	31	9.6	22	6.8	1	0.3
13:00	404	4	1.0	308	76.2	59	14.6	31	7.7	2	0.5
14:00	440	3	0.7	370	84.1	40	9.1	26	5.9	1	0.2
15:00	489	1	0.2	424	86.7	47	9.6	17	3.5	0	0.0
16:00	630	2	0.3	564	89.5	39	6.2	25	4.0	0	0.0
17:00	650	3	0.5	605	93.1	23	3.5	17	2.6	2	0.3
18:00	513	1	0.2	468	91.2	28	5.5	15	2.9	1	0.2

Data produced by  
Auto Surveys Ltd



10520

BAYNARDS GREEN

Site No: 10520002

Location

Site 2 - B4100 (E), Baynards Green att to Rd Sign

Sat 19-Jun-21 to Fri 25-Jun-21

Channel: Northwestbound

TIME PERIOD	TOTAL VEHICLES	MOTOR-CYCLES	MOTOR-CYCLES%	CARS	CARS%	LGV	LGV %	HGV	HGV %	BUS	BUS %
19:00	281	1	0.4	255	90.8	20	7.1	5	1.8	0	0.0
20:00	178	0	0.0	170	95.5	4	2.3	4	2.3	0	0.0
21:00	136	1	0.7	129	94.9	3	2.2	3	2.2	0	0.0
22:00	115	1	0.9	106	92.2	2	1.7	5	4.4	1	0.9
23:00	61	0	0.0	56	91.8	3	4.9	2	3.3	0	0.0
12H,7-19	5252	31	0.6	4507	85.8	445	8.5	258	4.9	11	0.2
16H,6-22	6060	33	0.5	5237	86.4	497	8.2	281	4.6	12	0.2
18H,6-24	6236	34	0.6	5399	86.6	502	8.1	288	4.6	13	0.2
24H,0-24	6425	36	0.6	5541	86.2	521	8.1	313	4.9	14	0.2
Fri 25-Jun-21											
00:00	28	2	7.1	23	82.1	2	7.1	1	3.6	0	0.0
01:00	15	0	0.0	13	86.7	2	13.3	0	0.0	0	0.0
02:00	16	0	0.0	11	68.8	4	25.0	1	6.3	0	0.0
03:00	20	0	0.0	14	70.0	3	15.0	3	15.0	0	0.0
04:00	50	0	0.0	35	70.0	2	4.0	13	26.0	0	0.0
05:00	78	1	1.3	53	68.0	12	15.4	12	15.4	0	0.0
06:00	184	0	0.0	148	80.4	18	9.8	17	9.2	1	0.5
07:00	438	1	0.2	392	89.5	24	5.5	20	4.6	1	0.2
08:00	431	3	0.7	368	85.4	37	8.6	21	4.9	2	0.5
09:00	346	3	0.9	279	80.6	43	12.4	21	6.1	0	0.0
10:00	375	3	0.8	318	84.8	41	10.9	13	3.5	0	0.0
11:00	382	2	0.5	324	84.8	33	8.6	23	6.0	0	0.0
12:00	389	5	1.3	322	82.8	47	12.1	15	3.9	0	0.0
13:00	493	1	0.2	428	86.8	47	9.5	16	3.3	1	0.2
14:00	512	6	1.2	450	87.9	37	7.2	16	3.1	3	0.6
15:00	544	4	0.7	480	88.2	35	6.4	23	4.2	2	0.4
16:00	532	7	1.3	485	91.2	23	4.3	15	2.8	2	0.4
17:00	594	3	0.5	559	94.1	18	3.0	6	1.0	8	1.4
18:00	520	4	0.8	471	90.6	27	5.2	18	3.5	0	0.0
19:00	330	1	0.3	306	92.7	18	5.5	5	1.5	0	0.0
20:00	196	0	0.0	185	94.4	9	4.6	2	1.0	0	0.0
21:00	157	2	1.3	140	89.2	10	6.4	4	2.6	1	0.6
22:00	105	1	1.0	94	89.5	4	3.8	6	5.7	0	0.0

Data produced by  
Auto Surveys Ltd

10520

BAYNARDS GREEN

Site No: 10520002

Location

Site 2 - B4100 (E), Baynards Green att to Rd Sign

Sat 19-Jun-21 to Fri 25-Jun-21

Channel: Northwestbound

TIME PERIOD	TOTAL VEHICLES	MOTOR-CYCLES	MOTOR-CYCLES%	CARS	CARS %	LGV	LGV %	HGV	HGV %	BUS	BUS %
23:00	83	1	1.2	76	91.6	3	3.6	3	3.6	0	0.0
12H,7-19	5556	42	0.8	4876	87.8	412	7.4	207	3.7	19	0.3
16H,6-22	6423	45	0.7	5655	88.0	467	7.3	235	3.7	21	0.3
18H,6-24	6611	47	0.7	5825	88.1	474	7.2	244	3.7	21	0.3
24H,0-24	6818	50	0.7	5974	87.6	499	7.3	274	4.0	21	0.3

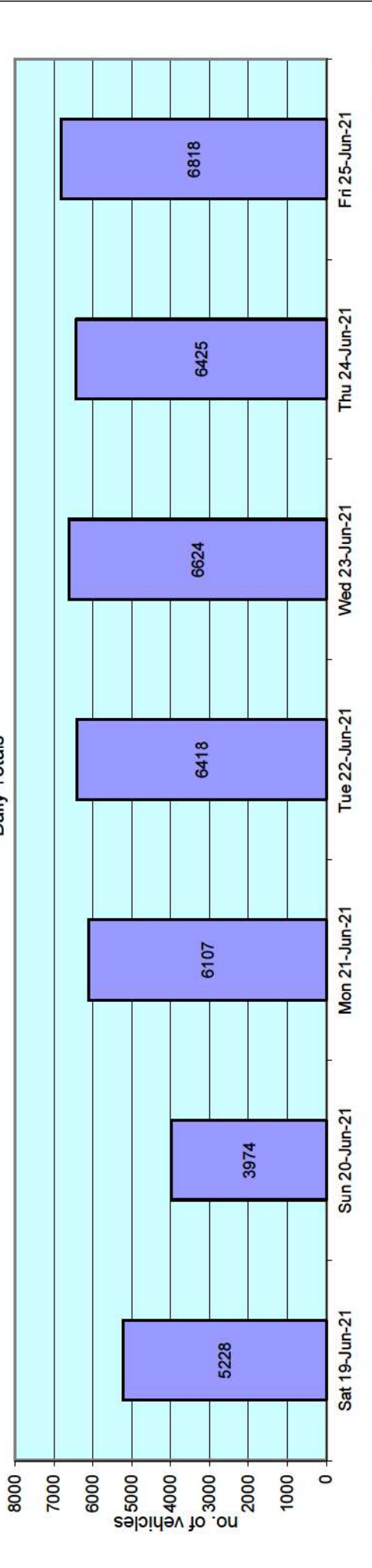
Daily Totals

Sat 19-Jun-21	5228	50	1.0	4824	92.3	226	4.3	120	2.3	8	0.2
Sun 20-Jun-21	3974	33	0.8	3756	94.5	117	2.9	67	1.7	1	0.0
Mon 21-Jun-21	6107	31	0.5	5319	87.1	470	7.7	274	4.5	13	0.2
Tue 22-Jun-21	6418	36	0.6	5556	86.6	500	7.8	313	4.9	13	0.2
Wed 23-Jun-21	6624	62	0.9	5729	86.5	502	7.6	310	4.7	21	0.3
Thu 24-Jun-21	6425	36	0.6	5541	86.2	521	8.1	313	4.9	14	0.2
Fri 25-Jun-21	6818	50	0.7	5974	87.6	499	7.3	274	4.0	21	0.3

Total Vehicles

[--]	41594	298	0.7	36699	88.7	2835	6.5	1671	3.8	91	0.2
------	-------	-----	-----	-------	------	------	-----	------	-----	----	-----

Daily Totals





10520

BAYNARDS GREEN

Site No: 10520002

Location Site 2 - B4100 (E), Baynards Green att to Rd Sign

Sat 19-Jun-21 to Fri 25-Jun-21

Channel: Northwestbound

Time Period Total Vehicles 85%ile Speed Mean Speed Stand Dev. <11Mph 11-<21 21-<31 31-<36 36-<41 41-<46 46-<51 51-<56 56-<61 61-<66 66-<71 =>71

Sat 19-Jun-21

00:00	40	55.5	48.9	6.5	0	0	0	1	3	7	17	6	5	1	0	0	0
01:00	25	63.9	53.1	9.2	0	0	0	0	2	3	8	3	3	3	3	0	0
02:00	10	61	52.5	9.7	0	0	0	0	1	0	5	2	0	1	0	1	0
03:00	17	58.4	52	6.9	0	0	0	0	2	0	5	5	4	1	0	0	0
04:00	32	54.6	48.2	6.9	0	0	0	0	3	12	6	8	2	0	1	0	0
05:00	36	58.6	52.3	7.1	0	0	0	1	0	6	6	15	4	3	1	0	0
06:00	82	54.5	47.5	7	0	1	0	1	6	28	22	16	7	1	0	0	0
07:00	122	54.5	48.1	6.5	0	0	1	2	5	38	46	16	10	3	1	0	0
08:00	254	50.2	44.9	6.7	0	0	5	20	21	101	81	15	7	2	2	0	0
09:00	352	50.2	45.1	5.3	0	0	0	13	50	148	105	27	8	1	0	0	0
10:00	434	48.8	40.7	9.6	5	26	22	30	76	157	93	24	1	0	0	0	0
11:00	406	47.8	42.1	6.3	0	2	19	23	99	177	68	16	2	0	0	0	0
12:00	442	49.3	42	9.2	1	22	21	21	76	165	104	23	5	2	0	0	2
13:00	419	49.6	44.6	5.2	0	2	3	2	64	198	121	25	3	0	1	0	0
14:00	418	49.5	44.6	5.5	0	4	3	4	51	200	131	20	5	0	0	0	0
15:00	372	50.8	45.9	5.8	0	2	3	4	39	141	132	43	5	3	0	0	0
16:00	370	50.5	45.4	6.2	0	0	7	5	48	151	115	33	5	3	1	2	0
17:00	371	50.3	46.1	4.6	0	0	0	0	33	159	142	29	6	1	1	0	0
18:00	284	52.7	46.8	5.8	0	0	0	4	37	84	100	46	10	2	1	0	0
19:00	242	53.3	48.2	4.9	0	0	0	0	10	67	108	43	12	2	0	0	0
20:00	209	51	46.1	5.2	0	0	0	0	29	82	66	26	4	2	0	0	0
21:00	117	50.5	45.4	5.7	0	0	0	5	17	42	39	12	1	0	1	0	0
22:00	102	47.5	42	5.8	0	0	0	15	29	38	14	4	2	0	0	0	0
23:00	72	48	42.5	7.3	0	0	2	6	23	24	14	0	1	1	0	1	0
12H,7-19	4244	50.1	44.3	6.9	6	58	84	128	599	1719	1238	317	67	17	7	4	4
16H,6-22	4894	50.3	44.7	6.8	6	59	84	134	661	1938	1473	414	91	22	8	4	4
18H,6-24	5068	50.3	44.6	6.8	6	59	86	155	713	2000	1501	418	94	23	8	5	5
24H,0-24	5228	50.5	44.8	6.9	6	59	86	157	724	2028	1548	457	112	32	13	6	6

Sun 20-Jun-21

00:00	44	49.8	44.1	5.3	0	0	0	0	1	12	17	9	5	0	0	0	0
01:00	20	57.3	48.8	9	0	0	0	0	1	6	8	0	2	1	0	0	1
02:00	12	59.5	51.4	9.2	0	0	0	0	2	1	3	3	1	1	1	0	0
03:00	19	54.3	46.9	10	0	0	0	0	1	6	3	4	0	0	0	2	0

Data produced by  
Auto Surveys Ltd

10520

BAYNARDS GREEN

Site No: 10520002

Location Site 2 - B4100 (E), Baynards Green att to Rd Sign

Sat 19-Jun-21 to Fri 25-Jun-21

Channel: Northwestbound

Time Period Total Vehicles 85%ile Speed Mean Speed Stand Dev. <11Mph 11-<21 21-<31 31-<36 36-<41 41-<46 46-<51 51-<56 56-<61 61-<66 66-<71 =>71

04:00	18	62	51.6	9.5	0	0	0	0	3	4	1	3	3	4	0	0	0
05:00	25	57.8	51.9	6.6	0	0	0	0	1	3	7	8	5	0	1	0	0
06:00	47	54.2	48.4	5.6	0	0	0	0	5	11	12	18	1	0	0	0	0
07:00	75	55.3	49.2	6.4	0	0	0	0	4	20	28	13	6	3	1	0	0
08:00	94	53	46.9	5.9	0	0	0	3	10	27	33	16	5	0	0	0	0
09:00	202	53.4	47.5	5.9	0	0	0	4	15	65	71	34	8	5	0	0	0
10:00	248	51.5	45.9	6.9	0	5	3	2	20	83	94	35	6	0	0	0	0
11:00	333	50	44.9	5.1	0	0	0	6	68	114	119	21	5	0	0	0	0
12:00	347	50.5	45.3	6	0	0	12	8	32	123	132	38	2	0	0	0	0
13:00	329	50.3	45.4	4.6	0	0	0	2	43	149	100	34	1	0	0	0	0
14:00	349	50.2	45.1	5.4	0	1	0	6	61	135	111	27	7	1	0	0	0
15:00	337	50.7	46.2	5	0	0	0	0	39	138	115	33	10	2	0	0	0
16:00	320	50.6	45.4	5.3	0	0	1	8	48	122	100	37	4	0	0	0	0
17:00	301	50.6	45.8	4.8	0	0	0	0	34	139	90	30	8	0	0	0	0
18:00	275	51	46.4	5.8	0	0	0	3	37	93	100	31	7	2	0	0	2
19:00	210	53.6	47.6	5.6	0	0	0	2	14	70	73	37	12	1	1	0	0
20:00	164	53.9	48	6.1	0	0	0	2	10	51	63	22	11	4	1	0	0
21:00	101	54.1	47.8	6.9	0	0	2	2	6	28	31	26	5	0	0	0	1
22:00	59	52.4	47.2	6.4	0	0	0	0	3	29	16	6	3	1	0	0	1
23:00	45	54.4	47.2	7.3	0	0	0	3	7	7	16	7	4	1	0	0	0
12H,7-19	3210	50.8	45.8	5.6	0	6	16	42	411	1208	1093	349	69	13	1	2	2
16H,6-22	3732	51.2	46.1	5.7	0	6	18	48	446	1368	1272	452	98	18	3	3	3
18H,6-24	3836	51.2	46.1	5.7	0	6	18	51	456	1404	1304	465	105	20	3	4	4
24H,0-24	3974	51.5	46.2	5.8	0	6	18	54	481	1438	1335	488	116	26	7	5	5
Mon 21-Jun-21																	
00:00	20	56.8	50.4	8.6	0	0	1	0	0	4	5	6	3	0	1	0	0
01:00	11	49.9	44.9	5.7	0	0	0	0	4	1	5	1	0	0	0	0	0
02:00	8	-	47.3	6	0	0	0	0	1	2	4	0	1	0	0	0	0
03:00	15	53.3	46.8	6.6	0	0	0	1	2	3	4	5	0	0	0	0	0
04:00	32	56.6	49.6	5.7	0	0	0	0	0	10	11	5	6	0	0	0	0
05:00	73	51.3	47.5	5.5	0	0	0	2	1	25	33	9	1	1	1	0	0
06:00	212	53.8	48.1	5.5	0	0	0	0	7	80	71	39	10	4	1	0	0
07:00	442	48	43.1	5.5	0	4	6	15	85	230	86	14	2	0	0	0	0
08:00	429	48.5	43	5.5	0	0	6	23	113	184	77	24	0	2	0	0	0

Data produced by  
Auto Surveys Ltd



10520

BAYNARDS GREEN

Site No: 10520002

Location Site 2 - B4100 (E), Baynards Green att to Rd Sign

Sat 19-Jun-21 to Fri 25-Jun-21

Channel: Northwestbound

Time Period Total Vehicles 85%ile Speed Mean Speed Stand Dev. <11Mph 11-<21 21-<31 31-<36 36-<41 41-<46 46-<51 51-<56 56-<61 61-<66 66-<71 =>71

09:00	328	48.8	43.9	5.2	0	1	4	6	57	166	79	11	3	1	0	0
10:00	294	49.2	43.2	6.3	0	0	9	20	58	123	61	19	3	0	1	0
11:00	281	49.8	44.4	5.6	0	0	3	13	46	118	76	20	5	0	0	0
12:00	323	48.4	42.7	6.1	0	0	16	18	56	150	70	11	2	0	0	0
13:00	346	49.1	43.5	5.3	0	0	0	32	60	151	82	20	0	1	0	0
14:00	385	47.8	42.3	5.7	0	0	9	35	90	167	72	6	6	0	0	0
15:00	516	47.7	37	12.1	27	42	66	44	62	165	92	16	2	0	0	0
16:00	619	47.6	40.8	6.8	0	3	39	89	153	205	115	14	0	1	0	0
17:00	686	44.1	24.8	14.8	138	265	36	22	60	99	52	11	2	0	1	0
18:00	429	50.6	45.1	7.1	5	3	2	6	49	182	128	38	14	2	0	0
19:00	257	50.6	46	5.8	0	0	6	6	14	93	107	25	4	2	0	0
20:00	163	52.5	47.5	4.9	0	0	0	0	15	41	73	31	2	1	0	0
21:00	120	53.6	47	6.6	0	1	0	2	12	39	36	22	7	1	0	0
22:00	83	49.5	43.9	6.3	0	0	0	7	18	33	17	4	3	1	0	0
23:00	35	53.1	46.9	6.9	0	0	0	1	6	8	13	3	3	1	0	0
12H,7-19	5078	48.4	40	10.6	170	318	196	323	889	1940	990	204	39	7	2	0
16H,6-22	5830	49.1	40.9	10.3	170	319	202	331	937	2193	1277	321	62	15	3	0
18H,6-24	5948	49.2	41	10.3	170	319	202	339	961	2234	1307	328	68	17	3	0
24H,0-24	6107	49.3	41.1	10.3	170	319	203	342	969	2279	1369	354	79	18	5	0
Tue 22-Jun-21																
00:00	22	53.2	46.5	6.6	0	0	0	1	1	12	2	5	0	1	0	0
01:00	9	-	51.3	7.6	0	0	0	0	0	3	2	1	2	1	0	0
02:00	17	53.4	46.3	8.9	0	0	1	1	1	5	5	2	1	1	0	0
03:00	13	48.6	42.9	6.9	0	0	1	0	3	5	3	1	0	0	0	0
04:00	33	52.3	46.4	5.8	0	0	0	0	7	8	11	6	1	0	0	0
05:00	100	50.4	45.2	5.8	0	0	0	2	22	34	30	8	3	1	0	0
06:00	219	51.1	45.9	5.6	0	0	0	3	30	89	63	26	5	3	0	0
07:00	467	45.9	34.8	12.9	29	72	36	47	86	128	50	13	6	0	0	0
08:00	423	47.3	38.7	10.1	12	23	37	36	87	146	72	9	1	0	0	0
09:00	322	49.7	43.9	5.8	0	0	5	24	50	133	82	27	1	0	0	0
10:00	299	49.5	43.9	5.4	0	0	2	11	71	122	69	21	2	1	0	0
11:00	332	49.1	43.7	5.8	0	0	9	14	60	142	91	11	4	0	1	0
12:00	346	49.4	44.5	5.5	0	0	8	2	51	164	101	16	2	1	0	1
13:00	378	50	43.9	6.4	0	0	14	22	63	129	116	30	4	0	0	0

Data produced by  
Auto Surveys Ltd

10520

BAYNARDS GREEN

Site No: 10520002

Location Site 2 - B4100 (E), Baynards Green att to Rd Sign

Sat 19-Jun-21 to Fri 25-Jun-21

Channel: Northwestbound

Time Period Total Vehicles 85%ile Speed Mean Speed Stand Dev. <11Mph 11-<21 21-<31 31-<36 36-<41 41-<46 46-<51 51-<56 56-<61 61-<66 66-<71 =>71

14:00	421	49.7	44.2	5.8	0	0	11	22	48	188	121	27	4	0	0	0
15:00	494	48.7	42.4	6.9	0	9	23	11	116	195	121	16	3	0	0	0
16:00	700	44.5	34.8	10.1	9	66	151	91	157	173	41	9	3	0	0	0
17:00	701	45.4	32.1	13.8	79	124	81	20	126	190	74	7	0	0	0	0
18:00	487	50.1	43	7.8	0	0	45	30	76	152	135	38	10	1	0	0
19:00	235	53.5	47	6.5	0	1	0	9	19	73	78	38	13	4	0	0
20:00	171	53.5	48	5.9	0	0	3	3	2	45	77	30	9	2	0	0
21:00	93	53.2	46.7	5.9	0	0	0	2	9	37	23	17	4	1	0	0
22:00	93	49.8	44	6.5	0	0	0	9	17	38	19	6	3	0	1	0
23:00	43	55	48.3	6.5	0	0	0	0	5	13	10	10	4	1	0	0
12H,7-19	5370	48.5	39.8	10.3	129	294	422	330	991	1862	1073	224	40	3	1	1
16H,6-22	6088	49.1	40.6	10.1	129	295	425	347	1051	2106	1314	335	71	13	1	1
18H,6-24	6224	49.2	40.7	10.1	129	295	425	356	1073	2157	1343	351	78	14	2	1
24H,0-24	6418	49.3	40.9	10	129	295	427	360	1107	2224	1396	374	85	18	2	1

Wed 23-Jun-21

00:00	33	54.2	46.4	9.5	0	0	2	3	2	7	11	4	2	1	1	0
01:00	20	54.5	49.3	5.4	0	0	0	0	1	4	8	5	2	0	0	0
02:00	13	53.8	50.4	6.4	0	0	0	0	0	4	3	4	1	1	0	0
03:00	14	54.5	48.5	6	0	0	0	0	1	4	5	2	2	0	0	0
04:00	43	53.5	47.2	6.5	0	0	0	0	10	6	16	8	2	1	0	0
05:00	95	52.8	47.9	7	0	0	1	0	11	20	44	12	2	2	2	1
06:00	213	51.1	46.2	5.9	0	0	3	5	20	71	81	27	5	0	1	0
07:00	459	48.7	40.2	10.5	19	24	10	15	124	150	88	25	4	0	0	0
08:00	475	36.6	20.2	11.9	147	161	68	23	38	28	8	2	0	0	0	0
09:00	324	49.4	43.8	5.7	0	0	9	4	67	148	69	23	3	1	0	0
10:00	305	48.4	42.9	5.5	0	0	6	14	82	127	63	10	2	1	0	0
11:00	316	49.1	42.8	7.1	0	0	28	10	46	135	79	15	2	0	1	0
12:00	325	49.6	44	6.3	0	0	15	7	47	144	86	20	6	0	0	0
13:00	390	49.2	43.8	5.6	0	0	6	15	82	158	111	14	2	0	2	0
14:00	468	48.2	41.3	8.1	0	19	17	40	105	176	90	16	4	0	1	0
15:00	497	49	43.8	5.2	0	0	10	11	89	238	122	24	3	0	0	0
16:00	629	47.6	34.3	14.9	95	81	16	26	96	188	102	24	1	0	0	0
17:00	693	41.8	21.3	13.6	213	256	38	35	33	81	30	7	0	0	0	0
18:00	516	50.4	44.1	7.2	0	0	25	33	84	156	159	40	17	1	1	0

Data produced by  
Auto Surveys Ltd



10520

BAYNARDS GREEN

Site No: 10520002

Location Site 2 - B4100 (E), Baynards Green att to Rd Sign

Sat 19-Jun-21 to Fri 25-Jun-21

Channel: Northwestbound

Time Period	Total Vehicles	85%ile Speed	Mean Speed	Stand Dev.	<11Mph	11-<21	21-<31	31-<36	36-<41	41-<46	46-<51	51-<56	56-<61	61-<66	66-<71	=>71
19:00	297	52.4	46.9	5.7	0	0	0	1	30	114	94	45	6	6	0	1
20:00	208	53.6	47.8	6	0	0	0	0	12	79	66	37	8	3	2	1
21:00	151	50.7	45.9	6.1	0	0	0	2	23	60	46	11	7	0	1	1
22:00	90	52.5	46.4	6.7	0	0	0	5	9	32	26	13	2	2	1	0
23:00	50	53.8	47	7.3	0	0	1	2	7	9	18	9	3	1	0	0
12H,7-19	5397	48.3	37.1	13.3	474	541	248	233	893	1729	1007	220	44	3	5	0
16H,6-22	6266	49	38.5	13	474	541	251	241	978	2053	1294	340	70	12	9	3
18H,6-24	6406	49.1	38.6	12.9	474	541	252	248	994	2094	1338	362	75	15	10	3
24H,0-24	6624	49.3	38.9	12.9	474	541	255	251	1019	2139	1425	397	86	20	13	4
Thu 24-Jun-21																
00:00	30	56	49.8	7.7	0	0	0	1	2	6	8	8	3	1	1	0
01:00	12	59.4	52.7	7.1	0	0	0	0	0	3	2	2	4	1	0	0
02:00	16	62.8	55.1	7.8	0	0	0	0	0	3	1	5	3	3	1	0
03:00	14	57	48.1	8.1	0	0	0	0	3	3	4	1	2	1	0	0
04:00	40	54.8	49.5	7.1	0	0	0	0	2	12	13	7	2	3	1	0
05:00	77	53.6	47.9	6.2	0	0	0	0	9	20	27	17	3	0	0	1
06:00	213	50.9	46	5.1	0	0	0	1	27	86	67	27	4	1	0	0
07:00	444	46.4	35.8	12.2	25	51	40	53	70	132	66	5	1	0	1	0
08:00	400	46	41.6	5.1	0	0	8	37	115	181	51	8	0	0	0	0
09:00	328	49.5	44.6	4.9	0	0	0	3	58	165	75	21	3	3	0	0
10:00	330	49.5	44.1	6	0	1	8	7	54	160	71	23	4	1	1	0
11:00	300	48.9	43.4	5.2	0	0	0	21	68	126	69	15	0	1	0	0
12:00	324	47.7	41	6.9	0	6	7	56	72	112	66	4	0	0	1	0
13:00	404	48.6	42.9	6.3	0	3	5	33	86	178	74	17	5	2	1	0
14:00	440	48	42.8	5	0	0	4	26	108	198	95	7	2	0	0	0
15:00	489	48.2	42.2	6.6	0	5	18	36	110	206	90	17	7	0	0	0
16:00	630	47	39	10.7	41	18	23	46	149	239	94	18	1	0	0	1
17:00	650	46.9	36.2	12	35	70	59	52	141	177	101	14	1	0	0	0
18:00	513	49.8	42.6	9.1	12	4	32	33	45	205	139	33	6	4	0	0
19:00	281	52.1	46.3	6.3	0	3	2	1	32	90	101	44	7	1	0	0
20:00	178	53.5	46.8	6.7	0	0	3	7	13	57	55	32	9	1	1	0
21:00	136	52.6	46.9	5.9	0	0	0	2	15	45	46	22	2	4	0	0
22:00	115	51.5	45.8	6.2	0	0	0	2	21	43	30	13	4	1	1	0
23:00	61	50.1	45.1	5.4	0	0	0	1	12	22	20	5	0	1	0	0

Data produced by  
Auto Surveys Ltd

10520

BAYNARDS GREEN

Site No: 10520002

Location Site 2 - B4100 (E), Baynards Green att to Rd Sign

Sat 19-Jun-21 to Fri 25-Jun-21

Channel: Northwestbound

Time Period Total Vehicles 85%ile Speed Mean Speed Stand Dev. <11Mph 11-<21 21-<31 31-<36 36-<41 41-<46 46-<51 51-<56 56-<61 61-<66 66-<71 =>71

12H,7-19	5252	48.2	40.9	8.9	113	158	204	403	1076	2079	991	182	30	11	4	1
16H,6-22	6060	48.9	41.6	8.8	113	161	209	414	1163	2357	1260	307	52	18	5	1
18H,6-24	6236	49	41.7	8.8	113	161	209	417	1196	2422	1310	325	56	20	6	1
24H,0-24	6425	49.2	42	8.8	113	161	209	418	1212	2469	1365	365	73	29	9	2

Fri 25-Jun-21

00:00	28	52.3	46.5	5.8	0	0	0	1	3	9	9	5	1	0	0	0
01:00	15	62.3	52.2	9.6	0	0	0	0	0	5	3	4	0	1	1	1
02:00	16	50.4	48.5	6.7	0	0	0	0	0	6	8	0	1	0	1	0
03:00	20	57.9	48.3	8.6	0	0	0	1	3	6	2	3	4	1	0	0
04:00	50	51.8	45.9	7.5	0	0	1	2	6	19	13	6	2	0	0	1
05:00	78	50.4	46.7	5.4	0	0	0	0	8	27	35	3	3	2	0	0
06:00	184	52.4	46.6	5.7	0	0	0	6	18	61	62	32	4	0	1	0
07:00	438	48.1	42.8	5.7	0	3	7	25	94	209	79	20	0	1	0	0
08:00	431	47.1	34.6	14.1	55	40	49	13	68	127	61	15	3	0	0	0
09:00	346	48.7	43	5.8	0	0	11	24	61	153	83	12	2	0	0	0
10:00	375	48.7	42.6	6.6	0	5	11	16	94	150	78	16	4	1	0	0
11:00	382	48.5	43.5	4.8	0	0	3	17	71	185	96	9	0	1	0	0
12:00	389	49.1	43.7	5.1	0	0	2	16	86	163	101	20	1	0	0	0
13:00	493	45	32.3	14.1	98	26	36	45	116	122	46	3	1	0	0	0
14:00	512	37	18.4	12.6	242	126	34	23	48	24	13	2	0	0	0	0
15:00	544	45.3	34.3	12.8	47	66	48	49	125	147	49	9	3	0	1	0
16:00	532	15.2	10.8	4.2	400	122	9	1	0	0	0	0	0	0	0	0
17:00	594	21	16.1	12.1	324	181	12	1	16	27	24	8	1	0	0	0
18:00	520	46.8	33.6	14.8	81	65	29	30	54	170	77	13	1	0	0	0
19:00	330	52.2	46.7	5.1	0	0	0	1	35	116	116	52	9	1	0	0
20:00	196	53.3	47.3	6.2	0	0	0	3	19	64	67	28	11	2	1	1
21:00	157	52.1	45.1	8.5	0	0	16	1	13	48	51	18	9	0	0	1
22:00	105	51.9	46.6	6.1	0	0	1	2	8	42	34	10	6	2	0	0
23:00	83	52.7	45.7	7.1	0	0	0	2	20	28	17	9	4	2	1	0
12H,7-19	5556	46.1	31.5	15.6	1247	634	251	260	833	1477	707	127	16	3	1	0
16H,6-22	6423	47.8	33.5	15.5	1247	634	267	271	918	1766	1003	257	49	6	3	2
18H,6-24	6611	48	33.9	15.5	1247	634	268	275	946	1836	1054	276	59	10	4	2
24H,0-24	6818	48.2	34.3	15.5	1247	634	269	279	966	1908	1124	297	70	14	6	4

Daily Totals

Data produced by  
Auto Surveys Ltd



10520

BAYNARDS GREEN

Site No: 10520002

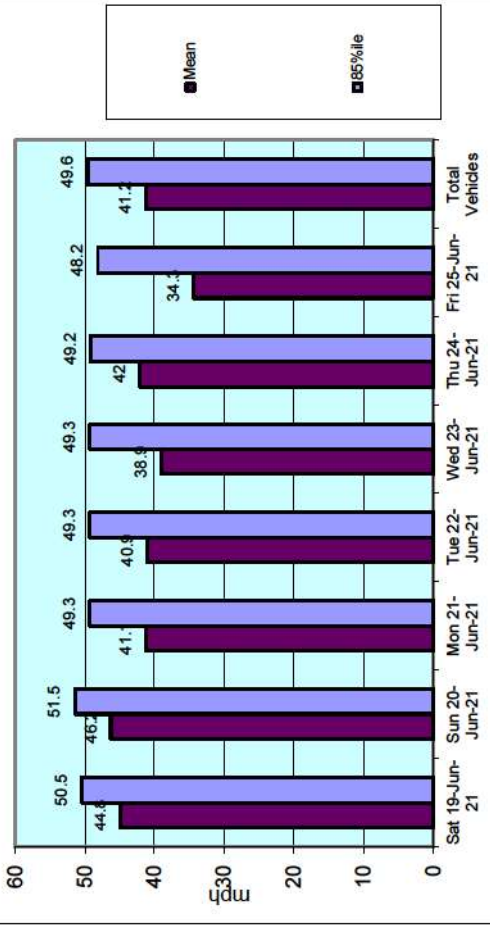
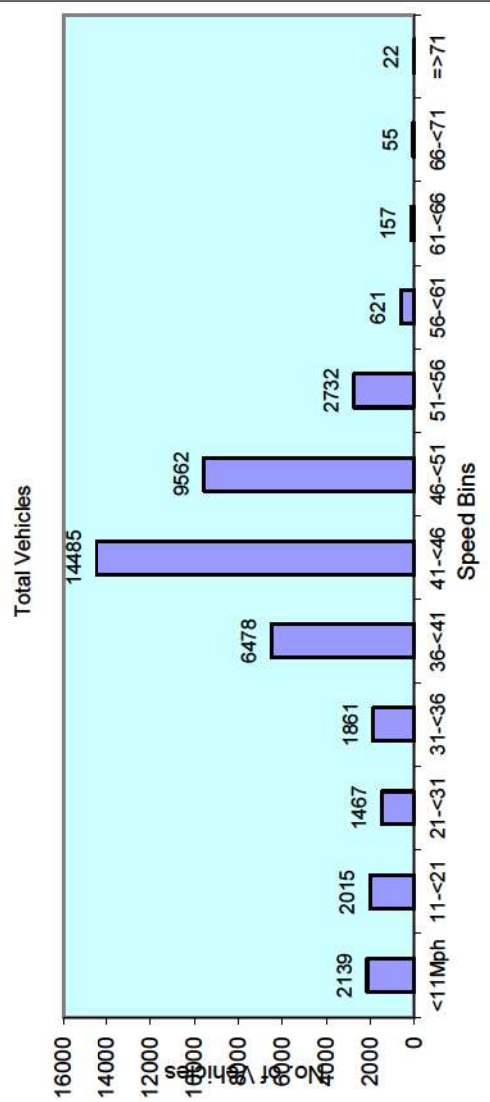
Location Site 2 - B4100 (E), Baynards Green att to Rd Sign

Sat 19-Jun-21 to Fri 25-Jun-21

Channel: Northwestbound

Time Period	Total Vehicles	85%ile Speed	Mean Speed	Stand Dev.	<11Mph	11-<21	21-<31	31-<36	36-<41	41-<46	46-<51	51-<56	56-<61	61-<66	66-<71	=>71
Sat 19-Jun-21	5228	50.5	44.8	6.9	6	59	86	157	724	2028	1548	457	112	32	13	6
Sun 20-Jun-21	3974	51.5	46.2	5.8	0	6	18	54	481	1438	1335	488	116	26	7	5
Mon 21-Jun-21	6107	49.3	41.1	10.3	170	319	203	342	969	2279	1369	354	79	18	5	0
Tue 22-Jun-21	6418	49.3	40.9	10	129	295	427	360	1107	2224	1396	374	85	18	2	1
Wed 23-Jun-21	6624	49.3	38.9	12.9	474	541	255	251	1019	2139	1425	397	86	20	13	4
Thu 24-Jun-21	6425	49.2	42	8.8	113	161	209	418	1212	2469	1365	365	73	29	9	2
Fri 25-Jun-21	6818	48.2	34.3	15.5	1247	634	269	279	966	1908	1124	297	70	14	6	4

Total Vehicles																
[ - ]	41594	49.6	41.2	10.0	2139	2015	1467	1861	6478	14485	9562	2732	621	157	55	22



10520

BAYNARDS GREEN

Site No: 10520002

Location

Site 2 - B4100 (E), Baynards Green att to Rd Sign

Channel: Northwestbound

TIME PERIOD	Sat	Sun	Mon	Tue	Wed	Thu	Fri	5-Day	7-Day
	19/06/2021	20/06/2021	21/06/2021	22/06/2021	23/06/2021	24/06/2021	25/06/2021	Av	Av

Week Begin: 19-Jun-21

00:00	40	44	20	22	33	30	28	27	31
01:00	25	20	11	9	20	12	15	13	16
02:00	10	12	8	17	13	16	16	14	13
03:00	17	19	15	13	14	14	20	15	16
04:00	32	18	32	33	43	40	50	40	35
05:00	36	25	73	100	95	77	78	85	69
06:00	82	47	212	219	213	213	184	208	167
07:00	122	75	442	467	459	444	438	450	350
08:00	254	94	429	423	475	400	431	432	358
09:00	352	202	328	322	324	328	346	330	315
10:00	434	248	294	299	305	330	375	321	326
11:00	406	333	281	332	316	300	382	322	336
12:00	442	347	323	346	325	324	389	341	357
13:00	419	329	346	378	390	404	493	402	394
14:00	418	349	385	421	468	440	512	445	428
15:00	372	337	516	494	497	489	544	508	464
16:00	370	320	619	700	629	630	532	622	543
17:00	371	301	686	701	693	650	594	665	571
18:00	284	275	429	487	516	513	520	493	432
19:00	242	210	257	235	297	281	330	280	265
20:00	209	164	163	171	208	178	196	183	184
21:00	117	101	120	93	151	136	157	131	125
22:00	102	59	83	93	90	115	105	97	92
23:00	72	45	35	43	50	61	83	54	56
12H,7-19	4244	3210	5078	5370	5397	5252	5556	5331	4872
16H,6-22	4894	3732	5830	6088	6266	6060	6423	6133	5613
18H,6-24	5068	3836	5948	6224	6406	6236	6611	6285	5761
24H,0-24	5228	3974	6107	6418	6624	6425	6818	6478	5942
Am	10:00	11:00	07:00	07:00	08:00	07:00	07:00		
Peak	434	333	442	467	475	444	438		
Pm	12:00	14:00	17:00	17:00	17:00	17:00	17:00		
Peak	442	349	686	701	693	650	594		



10520

BAYNARDS GREEN

Site No: 10520002

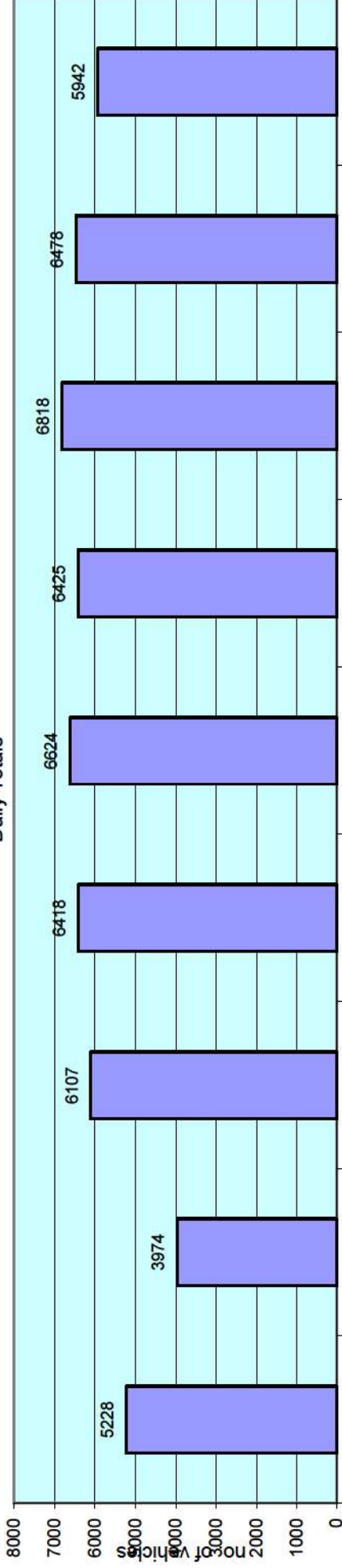
Location

Site 2 - B4100 (E), Baynards Green att to Rd Sign

Channel: Northwestbound

TIME PERIOD	Sat	Sun	Mon	Tue	Wed	Thu	Fri	5-Day Av	7-Day Av
	19/06/2021	20/06/2021	21/06/2021	22/06/2021	23/06/2021	24/06/2021	25/06/2021		

Daily Totals



10629 BAYNARDS GREEN										
JULY 2021										
Site	Location	Direction	Start Date	End Date	Posted Speed Limit (PSL)	Total Vehicles	5 Day Ave.	7 Day Ave.	Average 85%ile Speed	Average Mean Speed
Site No: 10629001	B4100 Baynards Green (west of svcs) 51,956813, -1.204419	Channel: Northwestbound	Tue 13-Jul-21	Mon 19-Jul-21	NSL	23280	3615	3326	49.4	42.2
		Channel: Southeastbound	Tue 13-Jul-21	Mon 19-Jul-21			3699	3416	44.8	35.5



10629

BAYNARDS GREEN

Site No: 10629001

Location B4100 Baynards Green (west of svcs)

Tue 13-Jul-21 to Mon 19-Jul-21

Channel: Northwestbound

TIME PERIOD	TOTAL VEHICLES	MOTOR-CYCLES	CARS OR CAR-BASED LGV	LIGHT GOODS VEHICLES	BUSES	TWO AXLE, SIX TYRE, RIGID/BUSES		THREE AXLE RIGID		FOUR OR MORE AXLE RIGID		FOUR OR LESS AXLE ARTIC		FIVE OR LESS AXLE MULTI-TRAILER ARTIC		SIX OR MORE AXLE MULTI-TRAILER ARTIC		SEVEN OR MORE AXLE ARTIC		
						RIGID	BUSES	RIGID	AXLE	RIGID	AXLE	ARTIC	AXLE	ARTIC	ARTIC	AXLE	ARTIC	ARTIC	AXLE	ARTIC
Tue 13-Jul-21																				
00:00	10	0	10	0	0	0	0	0	0	0	0	0	0	0	0	0	0	0	0	0
01:00	8	0	7	1	0	0	0	0	0	0	0	0	0	0	0	0	0	0	0	0
02:00	6	0	4	2	0	0	0	0	0	0	0	0	0	0	0	0	0	0	0	0
03:00	8	0	5	2	0	0	0	0	0	0	0	1	0	0	0	0	0	0	0	0
04:00	14	0	11	3	0	0	0	0	0	0	0	0	0	0	0	0	0	0	0	0
05:00	17	1	14	2	0	0	0	0	0	0	0	0	0	0	0	0	0	0	0	0
06:00	88	1	71	12	1	1	1	0	0	0	2	0	0	0	0	0	0	0	0	0
07:00	155	0	118	26	1	6	3	0	1	0	1	0	0	0	0	0	0	0	0	0
08:00	267	2	215	41	1	2	0	0	0	3	0	2	1	0	0	0	0	0	0	0
09:00	215	2	169	36	0	3	1	0	0	2	0	1	1	0	0	0	0	0	0	0
10:00	212	0	166	35	0	1	6	0	0	4	0	0	0	0	0	0	0	0	0	0
11:00	199	1	151	31	0	6	2	0	0	5	0	0	0	3	0	0	0	0	0	0
12:00	198	4	153	32	2	2	0	0	0	4	0	0	0	1	0	0	0	0	0	0
13:00	220	1	175	35	1	2	1	0	0	4	0	0	0	0	0	0	0	0	0	0
14:00	248	3	194	33	1	6	4	0	0	5	1	0	1	0	0	0	0	0	0	0
15:00	250	1	210	27	0	3	2	0	0	5	1	0	0	0	0	0	0	0	0	0
16:00	296	2	261	26	0	1	3	1	0	2	0	0	0	0	0	0	0	0	0	0
17:00	406	2	374	27	0	1	0	0	0	1	0	1	0	0	0	0	0	0	0	0
18:00	267	3	244	18	0	0	2	0	0	0	0	0	0	0	0	0	0	0	0	0
19:00	192	2	180	7	0	1	2	0	0	0	0	0	0	0	0	0	0	0	0	0
20:00	130	1	123	6	0	0	0	0	0	0	0	0	0	0	0	0	0	0	0	0
21:00	75	3	69	2	0	0	1	0	0	0	0	0	0	0	0	0	0	0	0	0
22:00	55	0	51	3	0	0	1	0	0	0	0	0	0	0	0	0	0	0	0	0
23:00	33	0	32	0	0	0	1	0	0	0	0	0	0	0	0	0	0	0	0	0
12H,7-19	2933	21	2430	367	6	33	24	1	36	2	6	7	0	0	0	0	0	0	0	0
16H,6-22	3418	28	2873	394	7	35	27	1	38	2	6	7	0	0	0	0	0	0	0	0
18H,6-24	3506	28	2956	397	7	35	29	1	38	2	6	7	0	0	0	0	0	0	0	0
24H,0-24	3569	29	3007	407	7	35	29	1	39	2	6	7	0	0	0	0	0	0	0	0
Wed 14-Jul-21																				
00:00	19	0	17	1	0	0	0	0	0	0	0	0	0	0	0	0	0	0	0	0
01:00	11	1	8	2	0	0	0	0	0	0	0	0	0	0	0	0	0	0	0	0

10629

BAYNARDS GREEN

Site No: 10629001

Location B4100 Baynards Green (west of svcs)

Tue 13-Jul-21 to Mon 19-Jul-21

Channel: Northwestbound

TIME PERIOD	TOTAL VEHICLES			MOTOR-CYCLES	CARS OR CAR-BASED LGV		LIGHT GOODS VEHICLES	BUSES	TWO AXLE, SIX TYRE, RIGID/BUSES		THREE AXLE RIGID	FOUR OR MORE AXLE RIGID		FOUR OR LESS AXLE ARTIC		FIVE OR MORE AXLE MULTI-TRAILER ARTIC		SEVEN OR MORE AXLE MULTI-TRAILER ARTIC	
	VEHICLES	CYCLES	BASED LGV		VEHICLES	GOODS			RIGID/BUSES	RIGID		AXLE	ARTIC	AXLE	ARTIC	AXLE	ARTIC	AXLE	ARTIC
02:00	7	0	4	3	0	0	0	0	0	0	0	0	0	0	0	0	0	0	0
03:00	6	0	5	1	0	0	0	0	0	0	0	0	0	0	0	0	0	0	0
04:00	7	0	5	1	0	0	0	0	1	0	0	0	0	0	0	0	0	0	0
05:00	20	0	17	2	0	0	0	0	0	0	0	1	0	0	0	0	0	0	0
06:00	86	2	68	14	0	1	1	1	1	0	0	0	0	0	0	0	0	0	0
07:00	199	2	171	21	2	1	2	2	2	0	0	0	0	0	0	0	0	0	0
08:00	272	0	232	34	0	3	2	2	2	0	0	0	0	0	1	0	0	0	0
09:00	230	0	182	42	0	2	0	0	0	0	0	2	0	0	0	0	0	0	0
10:00	203	0	170	23	1	4	2	2	2	0	0	1	0	0	2	0	0	0	0
11:00	183	9	139	28	0	1	4	1	4	0	0	1	0	0	1	0	0	0	0
12:00	212	4	171	28	0	2	2	1	1	0	0	2	0	2	2	0	0	0	0
13:00	265	0	222	31	2	3	2	2	2	0	0	3	1	0	1	0	0	0	0
14:00	239	2	202	29	1	0	1	1	1	0	0	2	0	0	2	0	0	0	0
15:00	288	0	245	38	1	0	1	1	1	0	0	2	0	0	1	0	0	0	0
16:00	330	4	283	37	0	2	0	0	0	0	0	3	0	0	1	0	0	0	0
17:00	385	6	347	27	0	3	1	1	1	0	0	1	0	0	0	0	0	0	0
18:00	264	1	245	18	0	0	0	0	0	0	0	0	0	0	0	0	0	0	0
19:00	176	4	157	14	0	0	0	0	0	0	0	0	0	0	1	0	0	0	0
20:00	161	5	144	11	0	0	0	1	1	0	0	0	0	0	0	0	0	0	0
21:00	93	0	89	4	0	0	0	0	0	0	0	0	0	0	0	0	0	0	0
22:00	67	0	63	3	0	0	0	0	0	0	0	1	0	0	0	0	0	0	0
23:00	36	1	31	3	0	0	0	0	0	0	0	1	0	0	0	0	0	0	0
12H,7-19	3070	28	2609	356	7	21	16	16	0	0	0	17	1	3	12	0	0	0	0
16H,6-22	3586	39	3067	399	7	22	18	18	0	0	0	17	1	4	12	0	0	0	0
18H,6-24	3689	40	3161	405	7	22	18	18	0	0	0	19	1	4	12	0	0	0	0
24H,0-24	3759	41	3217	415	7	22	20	20	0	0	0	20	1	4	12	0	0	0	0
Thu 15-Jul-21																			
00:00	17	0	16	1	0	0	0	0	0	0	0	0	0	0	0	0	0	0	0
01:00	13	0	11	2	0	0	0	0	0	0	0	0	0	0	0	0	0	0	0
02:00	7	0	6	1	0	0	0	0	0	0	0	0	0	0	0	0	0	0	0
03:00	6	0	3	2	0	0	0	0	0	0	0	1	0	0	0	0	0	0	0
04:00	10	0	8	0	0	0	0	2	0	0	0	0	0	0	0	0	0	0	0



10629

BAYNARDS GREEN

Site No: 10629001

Location B4100 Baynards Green (west of svcs)

Tue 13-Jul-21 to Mon 19-Jul-21

Channel: Northwestbound

TIME PERIOD	TOTAL VEHICLES	MOTOR-CYCLES	CAR-BASED LGV	LIGHT GOODS VEHICLES	BUSES	TWO AXLE, SIX TYRE, RIGID/BUSES		THREE AXLE RIGID		FOUR OR MORE AXLE RIGID		FOUR OR LESS AXLE ARTIC		FIVE OR MORE AXLE MULTI-TRAILER ARTIC		SEVEN OR MORE AXLE ARTIC	
						RIGID	BUSES	RIGID	AXLE	RIGID	AXLE	ARTIC	AXLE	ARTIC	ARTIC	AXLE	ARTIC
05:00	22	0	21	1	0	0	0	0	0	0	0	0	0	0	0	0	0
06:00	99	2	84	9	0	1	2	0	0	1	0	0	0	0	0	0	0
07:00	220	1	185	26	2	0	4	1	1	1	0	0	0	0	0	0	0
08:00	255	3	211	34	1	0	2	1	1	1	1	0	0	0	0	0	0
09:00	170	0	133	29	0	1	3	0	0	2	0	1	1	0	0	0	0
10:00	213	0	172	34	1	1	3	0	0	1	0	1	0	0	0	0	0
11:00	184	3	153	23	0	0	2	0	0	3	0	0	0	0	0	0	0
12:00	216	3	186	22	0	1	0	0	0	3	0	1	0	0	0	0	0
13:00	225	0	181	35	1	2	1	0	1	1	0	2	0	0	0	0	0
14:00	261	5	206	36	4	3	1	0	0	5	0	0	1	0	0	0	0
15:00	258	1	224	27	0	2	1	0	0	2	0	1	0	0	0	0	0
16:00	321	3	282	30	0	2	2	0	0	1	0	0	1	0	0	0	0
17:00	327	2	295	26	0	2	0	1	1	1	0	0	0	0	0	0	0
18:00	242	0	219	22	0	0	0	0	0	0	0	0	1	0	0	0	0
19:00	183	3	166	14	0	0	0	0	0	0	0	0	0	0	0	0	0
20:00	136	3	124	9	0	0	0	0	0	0	0	0	0	0	0	0	0
21:00	98	3	90	5	0	0	0	0	0	0	0	0	0	0	0	0	0
22:00	76	1	66	9	0	0	0	0	0	0	0	0	0	0	0	0	0
23:00	35	0	31	4	0	0	0	0	0	0	0	0	0	0	0	0	0
12H,7-19	2892	21	2447	344	9	14	19	3	3	21	1	7	6	0	0	0	0
16H,6-22	3408	32	2911	381	9	15	21	3	3	22	1	7	6	0	0	0	0
18H,6-24	3519	33	3008	394	9	15	21	3	3	22	1	7	6	0	0	0	0
24H,0-24	3594	33	3073	401	9	15	23	3	3	23	1	7	6	0	0	0	0
Fri 16-Jul-21																	
00:00	16	0	13	2	0	0	0	1	0	0	0	0	0	0	0	0	0
01:00	11	0	10	0	0	0	0	1	0	0	0	0	0	0	0	0	0
02:00	11	0	10	1	0	0	0	0	0	0	0	0	0	0	0	0	0
03:00	7	0	6	0	0	0	0	0	0	1	0	0	0	0	0	0	0
04:00	9	0	7	2	0	0	0	0	0	0	0	0	0	0	0	0	0
05:00	21	0	21	0	0	0	0	0	0	0	0	0	0	0	0	0	0
06:00	84	3	72	8	0	1	0	0	0	0	0	0	0	0	0	0	0
07:00	203	1	169	25	2	1	2	0	0	0	0	0	3	0	0	0	0

10629

BAYNARDS GREEN

Site No: 10629001

Location B4100 Baynards Green (west of svcs)

Tue 13-Jul-21 to Mon 19-Jul-21

Channel: Northwestbound

TIME PERIOD	TOTAL VEHICLES	MOTOR-CYCLES	CARS OR CAR-BASED LGV	LIGHT GOODS VEHICLES	BUSES	TWO AXLE, SIX TYRE, RIGID/BUSES		THREE AXLE RIGID		FOUR OR MORE AXLE RIGID		FOUR OR LESS AXLE ARTIC		FIVE OR MORE AXLE MULTI-TRAILER ARTIC		SEVEN OR MORE AXLE ARTIC	
						RIGID	BUSES	RIGID	AXLE	RIGID	AXLE	ARTIC	AXLE	ARTIC	ARTIC	AXLE	ARTIC
08:00	204	0	170	29	0	2	1	0	0	2	0	0	0	0	0	0	0
09:00	201	2	160	30	1	3	2	0	0	0	0	1	1	0	0	0	0
10:00	180	3	151	19	0	0	3	0	0	2	0	0	2	0	0	0	0
11:00	180	3	148	22	1	3	0	0	0	2	0	0	1	0	0	0	0
12:00	209	2	172	29	0	1	1	0	0	2	1	1	0	0	0	0	0
13:00	274	4	235	25	2	3	2	0	0	1	0	0	2	0	0	0	0
14:00	248	9	203	28	3	2	0	0	0	2	1	0	0	0	0	0	0
15:00	276	3	236	30	0	1	2	0	0	2	0	1	0	0	0	0	0
16:00	304	1	249	46	0	2	3	0	0	1	0	0	2	0	0	0	0
17:00	313	4	271	37	0	0	0	0	0	1	0	0	0	0	0	0	0
18:00	259	4	234	19	0	2	0	0	0	0	0	0	0	0	0	0	0
19:00	193	4	175	12	0	0	0	0	0	2	0	0	0	0	0	0	0
20:00	149	1	138	7	0	0	0	0	0	2	0	1	0	0	0	0	0
21:00	129	2	118	9	0	0	0	0	0	0	0	0	0	0	0	0	0
22:00	95	1	87	6	0	0	0	0	0	0	1	0	0	0	0	0	0
23:00	54	0	52	2	0	0	0	0	0	0	0	0	0	0	0	0	0
12H,7-19	2851	36	2398	339	9	20	16	0	0	15	3	12	0	0	0	0	0
16H,6-22	3406	46	2901	375	9	21	16	0	0	19	3	12	0	0	0	0	0
18H,6-24	3555	47	3040	383	9	21	16	0	0	19	4	12	0	0	0	0	0
24H,0-24	3630	47	3107	388	9	21	18	0	0	20	4	12	0	0	0	0	0
Sat 17-Jul-21																	
00:00	25	0	22	3	0	0	0	0	0	0	0	0	0	0	0	0	0
01:00	18	0	15	3	0	0	0	0	0	0	0	0	0	0	0	0	0
02:00	10	0	6	3	0	0	0	1	0	0	0	0	0	0	0	0	0
03:00	9	0	6	2	0	0	0	0	0	1	0	0	0	0	0	0	0
04:00	11	0	11	0	0	0	0	0	0	0	0	0	0	0	0	0	0
05:00	18	0	15	2	0	0	0	0	0	0	0	1	0	0	0	0	0
06:00	35	1	27	6	0	0	0	0	0	1	0	0	0	0	0	0	0
07:00	77	0	71	4	0	1	0	0	0	1	0	0	0	0	0	0	0
08:00	115	4	91	18	0	1	0	0	0	1	0	0	0	0	0	0	0
09:00	178	7	159	11	0	1	0	0	0	0	0	0	0	0	0	0	0
10:00	225	1	199	22	0	0	0	0	0	1	1	0	1	0	0	0	0



10629

BAYNARDS GREEN

Site No: 10629001

Location B4100 Baynards Green (west of svcs)

Tue 13-Jul-21 to Mon 19-Jul-21

Channel: Northwestbound

TIME PERIOD	TOTAL VEHICLES	MOTOR-CYCLES	CARS OR		LIGHT GOODS VEHICLES	BUSES	TWO AXLE, SIX TYRE, RIGID/BUSES		THREE AXLE RIGID	FOUR OR MORE AXLE RIGID		FOUR OR LESS AXLE ARTIC		FIVE OR MORE AXLE MULTI-TRAILER ARTIC		SEVEN OR MORE AXLE ARTIC
			CAR-BASED LGV	MOTOR-CYCLES			RIGID	BUSES		RIGID	AXLE	ARTIC	AXLE	ARTIC	AXLE	
11:00	203	4	180	16	0	1	1	0	0	0	1	0	0	0	0	0
12:00	255	2	238	14	0	0	1	0	0	0	0	0	0	0	0	0
13:00	249	6	224	18	0	0	0	0	0	0	1	0	0	0	0	0
14:00	210	3	189	15	0	2	0	0	0	0	1	0	0	0	0	0
15:00	208	7	181	17	0	1	0	0	0	0	0	0	0	2	0	0
16:00	185	3	171	11	0	0	0	0	0	0	0	0	0	0	0	0
17:00	191	6	175	8	0	0	0	0	0	0	2	0	0	0	0	0
18:00	171	1	160	10	0	0	0	0	0	0	0	0	0	0	0	0
19:00	139	3	128	8	0	0	0	0	0	0	0	0	0	0	0	0
20:00	114	0	106	8	0	0	0	0	0	0	0	0	0	0	0	0
21:00	108	1	100	4	0	0	0	0	0	0	3	0	0	0	0	0
22:00	64	0	60	3	0	0	0	0	0	0	0	0	0	1	0	0
23:00	53	3	48	2	0	0	0	0	0	0	0	0	0	0	0	0
12H,7-19	2267	44	2038	164	0	7	2	0	0	0	8	1	0	3	0	0
16H,6-22	2663	49	2399	190	0	7	2	0	0	0	12	1	0	3	0	0
18H,6-24	2780	52	2507	195	0	7	2	0	0	0	12	1	0	4	0	0
24H,0-24	2871	52	2582	208	0	7	2	1	0	1	13	1	1	4	0	0
Sun 18-Jul-21																
00:00	37	0	30	7	0	0	0	0	0	0	0	0	0	0	0	0
01:00	13	1	11	1	0	0	0	0	0	0	0	0	0	0	0	0
02:00	11	0	10	1	0	0	0	0	0	0	0	0	0	0	0	0
03:00	11	0	9	1	0	0	1	0	0	0	0	0	0	0	0	0
04:00	8	0	7	1	0	0	0	0	0	0	0	0	0	0	0	0
05:00	11	0	11	0	0	0	0	0	0	0	0	0	0	0	0	0
06:00	23	0	22	1	0	0	0	0	0	0	0	0	0	0	0	0
07:00	51	4	46	1	0	0	0	0	0	0	0	0	0	0	0	0
08:00	75	3	63	7	0	0	2	0	0	0	0	0	0	0	0	0
09:00	110	7	94	7	0	0	0	0	0	0	0	0	0	2	0	0
10:00	161	6	147	6	2	0	0	0	0	0	0	0	0	0	0	0
11:00	171	5	157	8	1	0	0	0	0	0	0	0	0	0	0	0
12:00	205	5	183	16	0	1	0	0	0	0	0	0	0	0	0	0
13:00	163	2	148	10	0	1	0	0	0	1	0	0	1	0	0	0

10629

BAYNARDS GREEN

Site No: 10629001

Location B4100 Baynards Green (west of svcs)

Tue 13-Jul-21 to Mon 19-Jul-21

Channel: Northwestbound

TIME PERIOD	TOTAL VEHICLES	MOTOR-CYCLES	CAR-BASED LGV	LIGHT GOODS VEHICLES	BUSES	TWO AXLE, SIX TYRE, RIGID/BUSES		THREE AXLE RIGID	FOUR OR MORE AXLE RIGID		FOUR OR LESS AXLE ARTIC		FIVE OR MORE AXLE MULTI-TRAILER ARTIC		SEVEN OR MORE AXLE ARTIC
						RIGID	BUSES		RIGID	AXLE	ARTIC	AXLE	ARTIC	AXLE	
14:00	177	2	164	11	0	0	0	0	0	0	0	0	0	0	0
15:00	166	1	151	12	0	0	0	0	0	1	0	0	0	0	0
16:00	152	2	141	9	0	0	0	0	0	0	0	0	0	0	0
17:00	156	7	141	5	0	0	2	0	0	1	0	0	0	0	0
18:00	156	3	137	15	0	0	1	0	0	0	0	0	0	0	0
19:00	164	1	152	11	0	0	0	0	0	0	0	0	0	0	0
20:00	150	6	134	9	0	0	1	0	0	0	0	0	0	0	0
21:00	78	0	75	3	0	0	0	0	0	0	0	0	0	0	0
22:00	58	0	55	3	0	0	0	0	0	0	0	0	0	0	0
23:00	27	0	22	5	0	0	0	0	0	0	0	0	0	0	0
12H,7-19	1743	47	1572	107	3	2	5	0	3	3	0	1	3	0	0
16H,6-22	2158	54	1955	131	3	2	6	0	3	3	0	1	3	0	0
18H,6-24	2243	54	2032	139	3	2	6	0	3	3	0	1	3	0	0
24H,0-24	2334	55	2110	150	3	2	7	0	3	3	0	1	3	0	0
Mon 19-Jul-21															
00:00	18	1	15	2	0	0	0	0	0	0	0	0	0	0	0
01:00	8	0	6	1	0	0	0	0	0	0	0	1	0	0	0
02:00	11	0	8	3	0	0	0	0	0	0	0	0	0	0	0
03:00	8	0	7	1	0	0	0	0	0	0	0	0	0	0	0
04:00	12	0	8	3	0	0	0	0	0	0	0	1	0	0	0
05:00	22	0	19	0	0	0	2	0	0	0	0	0	0	0	0
06:00	85	1	70	13	1	0	0	0	0	0	0	0	0	0	0
07:00	187	1	159	22	3	2	0	0	0	0	0	0	0	0	0
08:00	222	2	174	36	1	4	0	0	0	3	0	0	1	0	0
09:00	182	0	150	24	1	2	1	0	0	3	0	0	1	0	0
10:00	211	3	169	35	0	1	0	0	0	3	0	0	0	0	0
11:00	213	2	167	33	2	5	0	0	0	2	0	0	2	0	0
12:00	226	0	182	33	0	1	0	0	0	6	1	0	1	0	0
13:00	249	1	203	30	1	5	2	0	0	3	0	0	1	0	0
14:00	250	4	201	36	2	2	0	0	0	3	0	0	2	0	0
15:00	285	4	236	34	0	2	0	0	0	5	0	0	3	0	0
16:00	323	3	273	39	0	2	0	0	0	2	0	0	1	0	0



10629

BAYNARDS GREEN

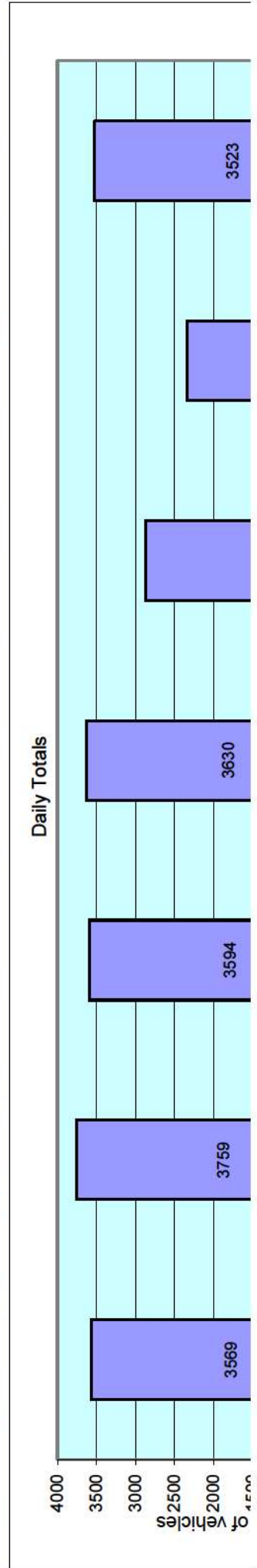
Site No: 10629001

Location B4100 Baynards Green (west of svcs)

Tue 13-Jul-21 to Mon 19-Jul-21

Channel: Northwestbound

TIME PERIOD	TOTAL VEHICLES	MOTOR-CYCLES	CARS OR CAR-BASED LGV		LIGHT GOODS VEHICLES	BUSES	TWO AXLE, SIX TYRE, RIGID/BUSES		THREE AXLE RIGID		FOUR OR MORE AXLE RIGID		FOUR OR LESS AXLE ARTIC		FIVE OR MORE AXLE TRAILER ARTIC		SEVEN OR MORE AXLE TRAILER ARTIC	
			5	305			27	0	2	0	0	0	0	3	0	0	2	0
17:00	344	5	305	27	0	0	2	0	0	0	0	0	0	0	0	0	0	
18:00	234	3	206	24	0	1	0	0	0	0	0	0	0	0	0	0	0	
19:00	152	5	133	12	0	0	0	1	0	0	0	0	0	0	0	0	0	
20:00	118	0	106	11	0	0	0	0	0	1	0	0	0	0	0	0	0	
21:00	71	0	65	5	0	0	0	1	0	0	0	0	0	0	0	0	0	
22:00	57	1	51	5	0	0	0	0	0	0	0	0	0	0	0	0	0	
23:00	35	3	29	2	1	0	0	0	0	0	0	0	0	0	0	0	0	
12H,7-19	2926	28	2425	373	10	29	3	0	33	1	9	15	0	0	0	0	0	
16H,6-22	3352	34	2799	414	11	29	5	0	34	2	9	15	0	0	0	0	0	
18H,6-24	3444	38	2879	421	12	29	5	0	34	2	9	15	0	0	0	0	0	
24H,0-24	3523	39	2942	431	12	29	7	0	34	4	10	15	0	0	0	0	0	
<b>Daily Totals</b>																		
Tue 13-Jul-21	3569	29	3007	407	7	35	29	1	39	2	6	7	0	0	0	0	0	
Wed 14-Jul-21	3759	41	3217	415	7	22	20	0	20	1	4	12	0	0	0	0	0	
Thu 15-Jul-21	3594	33	3073	401	9	15	23	3	23	1	7	6	0	0	0	0	0	
Fri 16-Jul-21	3630	47	3107	388	9	21	18	0	20	4	4	12	0	0	0	0	0	
Sat 17-Jul-21	2871	52	2582	208	0	7	2	1	13	1	1	4	0	0	0	0	0	
Sun 18-Jul-21	2334	55	2110	150	3	2	7	0	3	0	1	3	0	0	0	0	0	
Mon 19-Jul-21	3523	39	2942	431	12	29	7	0	34	4	10	15	0	0	0	0	0	
<b>Total Vehicles</b>	<b>23280</b>	<b>296</b>	<b>20038</b>	<b>2400</b>	<b>47</b>	<b>131</b>	<b>106</b>	<b>5</b>	<b>152</b>	<b>13</b>	<b>33</b>	<b>59</b>	<b>0</b>	<b>0</b>	<b>0</b>	<b>0</b>	<b>0</b>	



10629


BAYNARDS GREEN

Site No: 10629001

Location B4100 Baynards Green (west of svcs)

Tue 13-Jul-21 to Mon 19-Jul-21

Channel: Northwestbound





10629

BAYNARDS GREEN

Site No: 10629001

Location

B4100 Baynards Green (west of svcs)

Tue 13-Jul-21 to Mon 19-Jul-21

Channel: Northwestbound

TIME PERIOD	TOTAL VEHICLES	MOTOR-CYCLES	MOTOR-CYCLES%	CARS	CARS%	LGV	LGV %	HGV	HGV %	BUS	BUS %
Tue 13-Jul-21											
00:00	10	0	0.0	10	100.0	0	0.0	0	0.0	0	0.0
01:00	8	0	0.0	7	87.5	1	12.5	0	0.0	0	0.0
02:00	6	0	0.0	4	66.7	2	33.3	0	0.0	0	0.0
03:00	8	0	0.0	5	62.5	2	25.0	1	12.5	0	0.0
04:00	14	0	0.0	11	78.6	3	21.4	0	0.0	0	0.0
05:00	17	1	5.9	14	82.4	2	11.8	0	0.0	0	0.0
06:00	88	1	1.1	71	80.7	12	13.6	3	3.4	1	1.1
07:00	155	0	0.0	118	76.1	26	16.8	10	6.5	1	0.7
08:00	267	2	0.8	215	80.5	41	15.4	8	3.0	1	0.4
09:00	215	2	0.9	169	78.6	36	16.7	8	3.7	0	0.0
10:00	212	0	0.0	166	78.3	35	16.5	11	5.2	0	0.0
11:00	199	1	0.5	151	75.9	31	15.6	16	8.0	0	0.0
12:00	198	4	2.0	153	77.3	32	16.2	7	3.5	2	1.0
13:00	220	1	0.5	175	79.6	35	15.9	8	3.6	1	0.5
14:00	248	3	1.2	194	78.2	33	13.3	17	6.9	1	0.4
15:00	250	1	0.4	210	84.0	27	10.8	12	4.8	0	0.0
16:00	296	2	0.7	261	88.2	26	8.8	7	2.4	0	0.0
17:00	406	2	0.5	374	92.1	27	6.7	3	0.7	0	0.0
18:00	267	3	1.1	244	91.4	18	6.7	2	0.8	0	0.0
19:00	192	2	1.0	180	93.8	7	3.7	3	1.6	0	0.0
20:00	130	1	0.8	123	94.6	6	4.6	0	0.0	0	0.0
21:00	75	3	4.0	69	92.0	2	2.7	1	1.3	0	0.0
22:00	55	0	0.0	51	92.7	3	5.5	1	1.8	0	0.0
23:00	33	0	0.0	32	97.0	0	0.0	1	3.0	0	0.0
12H,7-19	2933	21	0.7	2430	82.9	367	12.5	109	3.7	6	0.2
16H,6-22	3418	28	0.8	2873	84.1	394	11.5	116	3.4	7	0.2
18H,6-24	3506	28	0.8	2956	84.3	397	11.3	118	3.4	7	0.2
24H,0-24	3569	29	0.8	3007	84.3	407	11.4	119	3.3	7	0.2
Wed 14-Jul-21											
00:00	19	0	0.0	17	89.5	1	5.3	1	5.3	0	0.0
01:00	11	1	9.1	8	72.7	2	18.2	0	0.0	0	0.0
02:00	7	0	0.0	4	57.1	3	42.9	0	0.0	0	0.0

Data produced by  
Auto Surveys Ltd

10629

BAYNARDS GREEN

Site No: 10629001

Location

B4100 Baynards Green (west of svcs)

Tue 13-Jul-21 to Mon 19-Jul-21

Channel: Northwestbound

TIME PERIOD	TOTAL VEHICLES	MOTOR-CYCLES	MOTOR-CYCLES%	CARS	CARS%	LGV	LGV %	HGV	HGV %	BUS	BUS %
03:00	6	0	0.0	5	83.3	1	16.7	0	0.0	0	0.0
04:00	7	0	0.0	5	71.4	1	14.3	1	14.3	0	0.0
05:00	20	0	0.0	17	85.0	2	10.0	1	5.0	0	0.0
06:00	86	2	2.3	68	79.1	14	16.3	2	2.3	0	0.0
07:00	199	2	1.0	171	85.9	21	10.6	3	1.5	2	1.0
08:00	272	0	0.0	232	85.3	34	12.5	6	2.2	0	0.0
09:00	230	0	0.0	182	79.1	42	18.3	6	2.6	0	0.0
10:00	203	0	0.0	170	83.7	23	11.3	9	4.4	1	0.5
11:00	183	9	4.9	139	76.0	28	15.3	7	3.8	0	0.0
12:00	212	4	1.9	171	80.7	28	13.2	9	4.3	0	0.0
13:00	265	0	0.0	222	83.8	31	11.7	10	3.8	2	0.8
14:00	239	2	0.8	202	84.5	29	12.1	5	2.1	1	0.4
15:00	288	0	0.0	245	85.1	38	13.2	4	1.4	1	0.4
16:00	330	4	1.2	283	85.8	37	11.2	6	1.8	0	0.0
17:00	385	6	1.6	347	90.1	27	7.0	5	1.3	0	0.0
18:00	264	1	0.4	245	92.8	18	6.8	0	0.0	0	0.0
19:00	176	4	2.3	157	89.2	14	8.0	1	0.6	0	0.0
20:00	161	5	3.1	144	89.4	11	6.8	1	0.6	0	0.0
21:00	93	0	0.0	89	95.7	4	4.3	0	0.0	0	0.0
22:00	67	0	0.0	63	94.0	3	4.5	1	1.5	0	0.0
23:00	36	1	2.8	31	86.1	3	8.3	1	2.8	0	0.0
12H,7-19	3070	28	0.9	2609	85.0	356	11.6	70	2.3	7	0.2
16H,6-22	3586	39	1.1	3067	85.5	399	11.1	74	2.1	7	0.2
18H,6-24	3689	40	1.1	3161	85.7	405	11.0	76	2.1	7	0.2
24H,0-24	3759	41	1.1	3217	85.6	415	11.0	79	2.1	7	0.2
Thu 15-Jul-21											
00:00	17	0	0.0	16	94.1	1	5.9	0	0.0	0	0.0
01:00	13	0	0.0	11	84.6	2	15.4	0	0.0	0	0.0
02:00	7	0	0.0	6	85.7	1	14.3	0	0.0	0	0.0
03:00	6	0	0.0	3	50.0	2	33.3	1	16.7	0	0.0
04:00	10	0	0.0	8	80.0	0	0.0	2	20.0	0	0.0
05:00	22	0	0.0	21	95.5	1	4.6	0	0.0	0	0.0
06:00	99	2	2.0	84	84.9	9	9.1	4	4.0	0	0.0

Data produced by  
Auto Surveys Ltd



10629

BAYNARDS GREEN

Site No: 10629001

Location

B4100 Baynards Green (west of svcs)

Tue 13-Jul-21 to Mon 19-Jul-21

Channel: Northwestbound

TIME PERIOD	TOTAL VEHICLES	MOTOR-CYCLES	MOTOR-CYCLES%	CARS	CARS%	LGV	LGV %	HGV	HGV %	BUS	BUS %
07:00	220	1	0.5	185	84.1	26	11.8	6	2.7	2	0.9
08:00	255	3	1.2	211	82.8	34	13.3	6	2.4	1	0.4
09:00	170	0	0.0	133	78.2	29	17.1	8	4.7	0	0.0
10:00	213	0	0.0	172	80.8	34	16.0	6	2.8	1	0.5
11:00	184	3	1.6	153	83.2	23	12.5	5	2.7	0	0.0
12:00	216	3	1.4	186	86.1	22	10.2	5	2.3	0	0.0
13:00	225	0	0.0	181	80.4	35	15.6	8	3.6	1	0.4
14:00	261	5	1.9	206	78.9	36	13.8	10	3.8	4	1.5
15:00	258	1	0.4	224	86.8	27	10.5	6	2.3	0	0.0
16:00	321	3	0.9	282	87.9	30	9.4	6	1.9	0	0.0
17:00	327	2	0.6	295	90.2	26	8.0	4	1.2	0	0.0
18:00	242	0	0.0	219	90.5	22	9.1	1	0.4	0	0.0
19:00	183	3	1.6	166	90.7	14	7.7	0	0.0	0	0.0
20:00	136	3	2.2	124	91.2	9	6.6	0	0.0	0	0.0
21:00	98	3	3.1	90	91.8	5	5.1	0	0.0	0	0.0
22:00	76	1	1.3	66	86.8	9	11.8	0	0.0	0	0.0
23:00	35	0	0.0	31	88.6	4	11.4	0	0.0	0	0.0
12H,7-19	2892	21	0.7	2447	84.6	344	11.9	71	2.5	9	0.3
16H,6-22	3408	32	0.9	2911	85.4	381	11.2	75	2.2	9	0.3
18H,6-24	3519	33	0.9	3008	85.5	394	11.2	75	2.1	9	0.3
24H,0-24	3594	33	0.9	3073	85.5	401	11.2	78	2.2	9	0.3
<b>Fri 16-Jul-21</b>											
00:00	16	0	0.0	13	81.3	2	12.5	1	6.3	0	0.0
01:00	11	0	0.0	10	90.9	0	0.0	1	9.1	0	0.0
02:00	11	0	0.0	10	90.9	1	9.1	0	0.0	0	0.0
03:00	7	0	0.0	6	85.7	0	0.0	1	14.3	0	0.0
04:00	9	0	0.0	7	77.8	2	22.2	0	0.0	0	0.0
05:00	21	0	0.0	21	100.0	0	0.0	0	0.0	0	0.0
06:00	84	3	3.6	72	85.7	8	9.5	1	1.2	0	0.0
07:00	203	1	0.5	169	83.3	25	12.3	6	3.0	2	1.0
08:00	204	0	0.0	170	83.3	29	14.2	5	2.5	0	0.0
09:00	201	2	1.0	160	79.6	30	14.9	8	4.0	1	0.5
10:00	180	3	1.7	151	83.9	19	10.6	7	3.9	0	0.0

Data produced by  
Auto Surveys Ltd

10629

BAYNARDS GREEN

Site No: 10629001

Location

B4100 Baynards Green (west of svcs)

Tue 13-Jul-21 to Mon 19-Jul-21

Channel: Northwestbound

TIME PERIOD	TOTAL VEHICLES	MOTOR-CYCLES	MOTOR-CYCLES%	CARS	CARS%	LGV	LGV %	HGV	HGV %	BUS	BUS %
11:00	180	3	1.7	148	82.2	22	12.2	6	3.3	1	0.6
12:00	209	2	1.0	172	82.3	29	13.9	6	2.9	0	0.0
13:00	274	4	1.5	235	85.8	25	9.1	8	2.9	2	0.7
14:00	248	9	3.6	203	81.9	28	11.3	5	2.0	3	1.2
15:00	276	3	1.1	236	85.5	30	10.9	7	2.5	0	0.0
16:00	304	1	0.3	249	81.9	46	15.1	8	2.6	0	0.0
17:00	313	4	1.3	271	86.6	37	11.8	1	0.3	0	0.0
18:00	259	4	1.5	234	90.4	19	7.3	2	0.8	0	0.0
19:00	193	4	2.1	175	90.7	12	6.2	2	1.0	0	0.0
20:00	149	1	0.7	138	92.6	7	4.7	3	2.0	0	0.0
21:00	129	2	1.6	118	91.5	9	7.0	0	0.0	0	0.0
22:00	95	1	1.1	87	91.6	6	6.3	1	1.1	0	0.0
23:00	54	0	0.0	52	96.3	2	3.7	0	0.0	0	0.0
12H,7-19	2851	36	1.3	2398	84.1	339	11.9	69	2.4	9	0.3
16H,6-22	3406	46	1.4	2901	85.2	375	11.0	75	2.2	9	0.3
18H,6-24	3555	47	1.3	3040	85.5	383	10.8	76	2.1	9	0.3
24H,0-24	3630	47	1.3	3107	85.6	388	10.7	79	2.2	9	0.3
Sat 17-Jul-21											
00:00	25	0	0.0	22	88.0	3	12.0	0	0.0	0	0.0
01:00	18	0	0.0	15	83.3	3	16.7	0	0.0	0	0.0
02:00	10	0	0.0	6	60.0	3	30.0	1	10.0	0	0.0
03:00	9	0	0.0	6	66.7	2	22.2	1	11.1	0	0.0
04:00	11	0	0.0	11	100.0	0	0.0	0	0.0	0	0.0
05:00	18	0	0.0	15	83.3	2	11.1	1	5.6	0	0.0
06:00	35	1	2.9	27	77.1	6	17.1	1	2.9	0	0.0
07:00	77	0	0.0	71	92.2	4	5.2	2	2.6	0	0.0
08:00	115	4	3.5	91	79.1	18	15.7	2	1.7	0	0.0
09:00	178	7	3.9	159	89.3	11	6.2	1	0.6	0	0.0
10:00	225	1	0.4	199	88.4	22	9.8	3	1.3	0	0.0
11:00	203	4	2.0	180	88.7	16	7.9	3	1.5	0	0.0
12:00	255	2	0.8	238	93.3	14	5.5	1	0.4	0	0.0
13:00	249	6	2.4	224	90.0	18	7.2	1	0.4	0	0.0
14:00	210	3	1.4	189	90.0	15	7.1	3	1.4	0	0.0

Data produced by  
Auto Surveys Ltd

10629

BAYNARDS GREEN

Site No: 10629001

Location

B4100 Baynards Green (west of svcs)

Tue 13-Jul-21 to Mon 19-Jul-21

Channel: Northwestbound

TIME PERIOD	TOTAL VEHICLES	MOTOR-CYCLES	MOTOR-CYCLES%	CARS	CARS%	LGV	LGV %	HGV	HGV %	BUS	BUS %
15:00	208	7	3.4	181	87.0	17	8.2	3	1.4	0	0.0
16:00	185	3	1.6	171	92.4	11	6.0	0	0.0	0	0.0
17:00	191	6	3.1	175	91.6	8	4.2	2	1.1	0	0.0
18:00	171	1	0.6	160	93.6	10	5.9	0	0.0	0	0.0
19:00	139	3	2.2	128	92.1	8	5.8	0	0.0	0	0.0
20:00	114	0	0.0	106	93.0	8	7.0	0	0.0	0	0.0
21:00	108	1	0.9	100	92.6	4	3.7	3	2.8	0	0.0
22:00	64	0	0.0	60	93.8	3	4.7	1	1.6	0	0.0
23:00	53	3	5.7	48	90.6	2	3.8	0	0.0	0	0.0
12H,7-19	2267	44	1.9	2038	89.9	164	7.2	21	0.9	0	0.0
16H,6-22	2663	49	1.8	2399	90.1	190	7.1	25	0.9	0	0.0
18H,6-24	2780	52	1.9	2507	90.2	195	7.0	26	0.9	0	0.0
24H,0-24	2871	52	1.8	2582	89.9	208	7.2	29	1.0	0	0.0
<b>Sun 18-Jul-21</b>											
00:00	37	0	0.0	30	81.1	7	18.9	0	0.0	0	0.0
01:00	13	1	7.7	11	84.6	1	7.7	0	0.0	0	0.0
02:00	11	0	0.0	10	90.9	1	9.1	0	0.0	0	0.0
03:00	11	0	0.0	9	81.8	1	9.1	1	9.1	0	0.0
04:00	8	0	0.0	7	87.5	1	12.5	0	0.0	0	0.0
05:00	11	0	0.0	11	100.0	0	0.0	0	0.0	0	0.0
06:00	23	0	0.0	22	95.7	1	4.4	0	0.0	0	0.0
07:00	51	4	7.8	46	90.2	1	2.0	0	0.0	0	0.0
08:00	75	3	4.0	63	84.0	7	9.3	2	2.7	0	0.0
09:00	110	7	6.4	94	85.5	7	6.4	2	1.8	0	0.0
10:00	161	6	3.7	147	91.3	6	3.7	0	0.0	2	1.2
11:00	171	5	2.9	157	91.8	8	4.7	0	0.0	1	0.6
12:00	205	5	2.4	183	89.3	16	7.8	1	0.5	0	0.0
13:00	163	2	1.2	148	90.8	10	6.1	3	1.8	0	0.0
14:00	177	2	1.1	164	92.7	11	6.2	0	0.0	0	0.0
15:00	166	1	0.6	151	91.0	12	7.2	2	1.2	0	0.0
16:00	152	2	1.3	141	92.8	9	5.9	0	0.0	0	0.0
17:00	156	7	4.5	141	90.4	5	3.2	3	1.9	0	0.0
18:00	156	3	1.9	137	87.8	15	9.6	1	0.6	0	0.0

Data produced by

Auto Surveys Ltd



10629

BAYNARDS GREEN

Site No: 10629001

Location

B4100 Baynards Green (west of svcs)

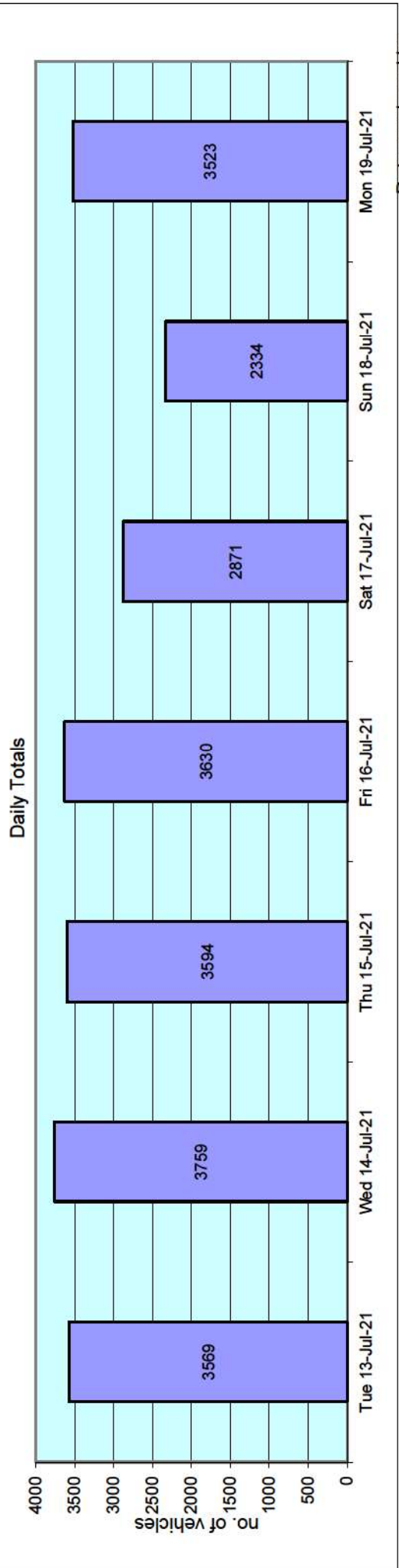
Tue 13-Jul-21 to Mon 19-Jul-21

Channel: Northwestbound

TIME PERIOD	TOTAL VEHICLES	MOTOR-CYCLES	MOTOR-CYCLES%	CARS	CARS%	LGV	LGV %	HGV	HGV %	BUS	BUS %
19:00	164	1	0.6	152	92.7	11	6.7	0	0.0	0	0.0
20:00	150	6	4.0	134	89.3	9	6.0	1	0.7	0	0.0
21:00	78	0	0.0	75	96.2	3	3.9	0	0.0	0	0.0
22:00	58	0	0.0	55	94.8	3	5.2	0	0.0	0	0.0
23:00	27	0	0.0	22	81.5	5	18.5	0	0.0	0	0.0
12H,7-19	1743	47	2.7	1572	90.2	107	6.1	14	0.8	3	0.2
16H,6-22	2158	54	2.5	1955	90.6	131	6.1	15	0.7	3	0.1
18H,6-24	2243	54	2.4	2032	90.6	139	6.2	15	0.7	3	0.1
24H,0-24	2334	55	2.4	2110	90.4	150	6.4	16	0.7	3	0.1
Mon 19-Jul-21											
00:00	18	1	5.6	15	83.3	2	11.1	0	0.0	0	0.0
01:00	8	0	0.0	6	75.0	1	12.5	1	12.5	0	0.0
02:00	11	0	0.0	8	72.7	3	27.3	0	0.0	0	0.0
03:00	8	0	0.0	7	87.5	1	12.5	0	0.0	0	0.0
04:00	12	0	0.0	8	66.7	3	25.0	1	8.3	0	0.0
05:00	22	0	0.0	19	86.4	0	0.0	3	13.6	0	0.0
06:00	85	1	1.2	70	82.4	13	15.3	0	0.0	1	1.2
07:00	187	1	0.5	159	85.0	22	11.8	2	1.1	3	1.6
08:00	222	2	0.9	174	78.4	36	16.2	9	4.1	1	0.5
09:00	182	0	0.0	150	82.4	24	13.2	7	3.9	1	0.6
10:00	211	3	1.4	169	80.1	35	16.6	4	1.9	0	0.0
11:00	213	2	0.9	167	78.4	33	15.5	9	4.2	2	0.9
12:00	226	0	0.0	182	80.5	33	14.6	11	4.9	0	0.0
13:00	249	1	0.4	203	81.5	30	12.1	14	5.6	1	0.4
14:00	250	4	1.6	201	80.4	36	14.4	7	2.8	2	0.8
15:00	285	4	1.4	236	82.8	34	11.9	11	3.9	0	0.0
16:00	323	3	0.9	273	84.5	39	12.1	8	2.5	0	0.0
17:00	344	5	1.5	305	88.7	27	7.9	7	2.0	0	0.0
18:00	234	3	1.3	206	88.0	24	10.3	1	0.4	0	0.0
19:00	152	5	3.3	133	87.5	12	7.9	2	1.3	0	0.0
20:00	118	0	0.0	106	89.8	11	9.3	1	0.9	0	0.0
21:00	71	0	0.0	65	91.6	5	7.0	1	1.4	0	0.0
22:00	57	1	1.8	51	89.5	5	8.8	0	0.0	0	0.0

Data produced by  
Auto Surveys Ltd

TIME PERIOD	TOTAL VEHICLES	MOTOR-CYCLES	MOTOR-CYCLES%	CARS	CARS %	LGV	LGV %	HGV	HGV %	BUS	BUS %
23:00	35	3	8.6	29	82.9	2	5.7	0	0.0	1	2.9
<b>12H,7-19</b>	<b>2926</b>	<b>28</b>	<b>1.0</b>	<b>2425</b>	<b>82.9</b>	<b>373</b>	<b>12.8</b>	<b>90</b>	<b>3.1</b>	<b>10</b>	<b>0.3</b>
<b>16H,6-22</b>	<b>3352</b>	<b>34</b>	<b>1.0</b>	<b>2799</b>	<b>83.5</b>	<b>414</b>	<b>12.4</b>	<b>94</b>	<b>2.8</b>	<b>11</b>	<b>0.3</b>
<b>18H,6-24</b>	<b>3444</b>	<b>38</b>	<b>1.1</b>	<b>2879</b>	<b>83.6</b>	<b>421</b>	<b>12.2</b>	<b>94</b>	<b>2.7</b>	<b>12</b>	<b>0.4</b>
<b>24H,0-24</b>	<b>3523</b>	<b>39</b>	<b>1.1</b>	<b>2942</b>	<b>83.5</b>	<b>431</b>	<b>12.2</b>	<b>99</b>	<b>2.8</b>	<b>12</b>	<b>0.3</b>
<b>Daily Totals</b>											
Tue 13-Jul-21	3569	29	0.8	3007	84.3	407	11.4	119	3.3	7	0.2
Wed 14-Jul-21	3759	41	1.1	3217	85.6	415	11.0	79	2.1	7	0.2
Thu 15-Jul-21	3594	33	0.9	3073	85.5	401	11.2	78	2.2	9	0.3
Fri 16-Jul-21	3630	47	1.3	3107	85.6	388	10.7	79	2.2	9	0.3
Sat 17-Jul-21	2871	52	1.8	2582	89.9	208	7.2	29	1.0	0	0.0
Sun 18-Jul-21	2334	55	2.4	2110	90.4	150	6.4	16	0.7	3	0.1
Mon 19-Jul-21	3523	39	1.1	2942	83.5	431	12.2	99	2.8	12	0.3
<b>Total Vehicles</b>	<b>23280</b>	<b>296</b>	<b>1.3</b>	<b>20038</b>	<b>86.4</b>	<b>2400</b>	<b>10.0</b>	<b>499</b>	<b>2.0</b>	<b>47</b>	<b>0.2</b>



10629

BAYNARDS GREEN

Site No: 10629001

Location B4100 Baynards Green (west of svcs)

Tue 13-Jul-21 to Mon 19-Jul-21

Channel: Northwestbound

Time Period Total Vehicles 85%ile Speed Mean Speed Stand Dev. <11Mph 11-<21 21-<31 31-<41 41-<46 46-<51 51-<56 56-<61 61-<66 66-<71 71-<76 =>76

Tue 13-Jul-21

00:00	10	61	45.8	11.4	0	0	0	3	5	0	0	0	1	1	0	0
01:00	8	-	42.9	13.2	0	0	1	3	2	0	1	0	0	1	0	0
02:00	6	-	39.3	6	0	0	0	4	1	1	0	0	0	0	0	0
03:00	8	-	39.1	10.2	0	0	2	2	2	1	1	0	0	0	0	0
04:00	14	46.7	40.6	6.8	0	0	1	5	5	3	0	0	0	0	0	0
05:00	17	50.9	45.1	7.4	0	0	0	5	3	6	2	1	0	0	0	0
06:00	88	50.6	43.5	8.1	0	1	3	23	26	23	10	1	0	1	0	0
07:00	155	48.8	41.9	7.5	0	0	7	55	53	29	8	2	0	0	0	1
08:00	267	47.7	40.8	7	0	0	10	125	78	39	9	5	1	0	0	0
09:00	215	47.1	40.8	7.1	0	0	9	97	71	24	8	4	2	0	0	0
10:00	212	45.9	39.6	6.9	0	0	13	108	60	24	5	1	0	1	0	0
11:00	199	48.5	40.4	7.7	0	2	9	97	44	33	11	1	2	0	0	0
12:00	198	45.7	39.9	6.7	0	0	12	92	68	19	4	3	0	0	0	0
13:00	220	48.1	41	7.4	0	0	5	110	60	28	10	4	2	0	1	0
14:00	248	46.9	40.6	7.2	0	0	8	123	74	28	9	3	1	1	1	0
15:00	250	48.6	41.7	7.1	0	0	9	98	81	46	10	3	3	0	0	0
16:00	296	48.6	42.5	6.6	1	0	4	91	129	50	15	4	2	0	0	0
17:00	406	49.8	43.1	7.2	0	0	8	125	150	81	29	8	2	2	1	0
18:00	267	51	44.3	7.5	0	1	7	60	93	66	29	9	0	2	0	0
19:00	192	52.4	44.5	7.9	0	0	6	42	77	32	20	11	2	2	0	0
20:00	130	49.9	43.6	7.2	0	0	5	27	60	23	9	4	2	0	0	0
21:00	75	52.3	44.7	8.3	0	0	1	21	24	15	9	2	2	0	1	0
22:00	55	51.7	43	8.1	0	0	3	16	19	7	9	0	1	0	0	0
23:00	33	50.4	44	7.1	0	0	0	12	5	12	3	1	0	0	0	0
12H,7-19	2933	48.6	41.6	7.3	1	3	101	1181	961	467	147	47	15	6	3	1
16H,6-22	3418	49.1	41.9	7.4	1	4	116	1294	1148	560	195	65	21	9	4	1
18H,6-24	3506	49.1	42	7.4	1	4	119	1322	1172	579	207	66	22	9	4	1
24H,0-24	3569	49.1	42	7.4	1	4	123	1344	1190	590	211	67	23	11	4	1

Wed 14-Jul-21

00:00	19	49.3	42.2	8.1	0	0	1	7	5	4	1	1	0	0	0	0
01:00	11	50.3	39.9	10.3	0	0	2	4	3	0	1	1	0	0	0	0
02:00	7	-	43.5	5.9	0	0	0	2	2	3	0	0	0	0	0	0
03:00	6	-	35.6	6.1	0	0	1	4	1	0	0	0	0	0	0	0

Data produced by  
Auto Surveys Ltd



10629

BAYNARDS GREEN

Site No: 10629001

Location B4100 Baynards Green (west of svcs)

Tue 13-Jul-21 to Mon 19-Jul-21

Channel: Northwestbound

Time Period	Total Vehicles	85%ile Speed	Mean Speed	Stand Dev.	<11Mph	11-<21	21-<31	31-<41	41-<46	46-<51	51-<56	56-<61	61-<66	66-<71	71-<76	=>76
04:00	7	-	39.9	9.4	0	0	1	3	1	1	1	0	0	0	0	0
05:00	20	46.6	41.9	5.3	0	0	0	7	9	4	0	0	0	0	0	0
06:00	86	49.5	43.7	6.4	0	0	1	21	36	21	5	1	1	0	0	0
07:00	199	47.8	41.7	6.1	0	0	0	84	74	30	8	3	0	0	0	0
08:00	272	47.6	41.3	6.2	0	0	3	119	95	42	9	4	0	0	0	0
09:00	230	47.8	41.7	7	0	0	7	87	89	33	6	5	2	1	0	0
10:00	203	45.6	40.4	6.9	0	0	10	87	81	17	4	2	1	0	1	0
11:00	183	48.7	41.5	7.9	0	0	9	75	56	28	7	5	1	2	0	0
12:00	212	48.5	41.1	7.9	0	0	17	78	68	34	7	6	2	0	0	0
13:00	265	47	40.3	7.1	1	0	16	112	89	33	13	1	0	0	0	0
14:00	239	47.9	40.9	7.9	0	0	17	96	75	38	7	2	2	0	2	0
15:00	288	49.4	41.7	7.9	0	0	19	105	82	56	15	9	2	0	0	0
16:00	330	49.6	42.4	7.5	0	0	15	111	103	71	18	10	1	1	0	0
17:00	385	49.7	43.4	6.8	0	0	6	108	153	80	26	9	1	1	1	0
18:00	264	51	44.7	7.1	0	0	4	58	96	66	28	9	1	1	1	0
19:00	176	52.8	44.5	8.7	0	0	7	46	51	37	23	3	7	2	0	0
20:00	161	50.6	44.3	7.6	0	0	4	37	63	35	12	4	6	0	0	0
21:00	93	52.3	44.8	8.7	0	0	4	20	31	22	6	7	2	0	1	0
22:00	67	49.7	41.6	8.9	0	0	8	18	26	6	6	1	2	0	0	0
23:00	36	54.4	46	7.9	0	0	0	10	9	3	12	2	0	0	0	0
12H,7-19	3070	48.9	41.9	7.3	1	0	123	1120	1061	528	148	65	13	6	5	0
16H,6-22	3586	49.3	42.3	7.5	1	0	139	1244	1242	643	194	80	29	8	6	0
18H,6-24	3689	49.4	42.3	7.5	1	0	147	1272	1277	652	212	83	31	8	6	0
24H,0-24	3759	49.3	42.3	7.5	1	0	152	1299	1298	664	215	85	31	8	6	0
Thu 15-Jul-21																
00:00	17	50.9	44.8	7.3	0	0	0	5	4	5	2	1	0	0	0	0
01:00	13	48.6	43.1	5.8	0	0	0	4	4	5	0	0	0	0	0	0
02:00	7	-	40.3	4.6	0	0	0	3	4	0	0	0	0	0	0	0
03:00	6	-	40.6	10.1	0	0	1	2	1	1	1	0	0	0	0	0
04:00	10	45.2	42.3	5.7	0	0	0	3	6	0	1	0	0	0	0	0
05:00	22	49.3	44.2	6.7	0	0	1	3	9	8	0	1	0	0	0	0
06:00	99	49.9	41.5	8.9	0	0	13	28	24	24	7	2	1	0	0	0
07:00	220	49.2	42.8	6.8	0	0	6	64	87	46	12	2	3	0	0	0
08:00	255	48.1	41.4	7	0	0	9	103	88	38	12	3	2	0	0	0

Data produced by  
Auto Surveys Ltd

10629

BAYNARDS GREEN

Site No: 10629001

Location B4100 Baynards Green (west of svcs)

Tue 13-Jul-21 to Mon 19-Jul-21

Channel: Northwestbound

Time Period Total Vehicles 85%ile Speed Mean Speed Stand Dev. <11Mph 11-<21 21-<31 31-<41 41-<46 46-<51 51-<56 56-<61 61-<66 66-<71 71-<76 =>76

09:00	170	47.7	41.4	6.5	0	0	4	70	60	29	4	2	1	0	0	0
10:00	213	46.3	39.7	7	0	0	17	98	64	26	7	1	0	0	0	0
11:00	184	47.1	40.7	7.2	0	1	6	84	60	22	8	2	0	0	1	0
12:00	216	45.8	39.8	6.2	0	0	7	115	64	23	6	1	0	0	0	0
13:00	225	46.2	40.5	6.6	0	0	7	108	75	22	11	1	1	0	0	0
14:00	261	48.5	41.1	7.6	0	0	18	100	85	37	16	3	1	1	0	0
15:00	258	49	41.9	7.4	0	0	4	112	82	35	17	5	1	1	0	1
16:00	321	49.6	42.7	7.1	0	0	7	110	103	72	22	5	1	0	1	0
17:00	327	49.2	42.5	7.3	0	0	7	120	111	61	16	8	2	1	1	0
18:00	242	50.1	43.7	7.4	0	0	6	64	89	56	17	6	2	1	1	0
19:00	183	51.7	44.5	8.3	0	0	2	54	58	39	15	9	4	0	1	1
20:00	136	50.3	44	8.4	0	1	4	34	44	37	7	6	1	1	0	1
21:00	98	53.6	44.3	9	0	0	6	25	26	18	15	5	3	0	0	0
22:00	76	50.3	43.8	7.3	0	0	0	24	29	13	6	2	1	1	0	0
23:00	35	50	44.4	6.5	0	0	0	10	8	14	2	1	0	0	0	0
12H,7-19	2892	48.6	41.6	7.1	0	1	98	1148	968	467	148	39	14	4	4	1
16H,6-22	3408	49.1	42	7.4	0	2	123	1289	1120	585	192	61	23	5	5	3
18H,6-24	3519	49.2	42	7.4	0	2	123	1323	1157	612	200	64	24	6	5	3
24H,0-24	3594	49.2	42	7.4	0	2	125	1343	1185	631	204	66	24	6	5	3
Fri 16-Jul-21																
00:00	16	48.8	40.8	8.6	0	0	2	5	5	2	2	0	0	0	0	0
01:00	11	55.6	42.4	10.2	0	0	1	4	3	1	0	2	0	0	0	0
02:00	11	50.3	44	8	0	0	0	4	3	2	1	1	0	0	0	0
03:00	7	-	38.9	5.7	0	0	0	5	1	1	0	0	0	0	0	0
04:00	9	-	38.5	8	0	0	1	5	2	0	1	0	0	0	0	0
05:00	21	51.6	46.7	6.7	0	0	0	3	6	8	3	0	1	0	0	0
06:00	84	50.2	44.4	6.7	0	0	2	15	37	20	7	2	1	0	0	0
07:00	203	49.3	42.6	6.9	0	0	2	75	69	39	13	3	1	1	0	0
08:00	204	49.3	42.4	7.4	0	0	5	74	74	30	15	3	2	0	1	0
09:00	201	48.6	41.2	7.9	0	1	7	91	56	30	12	2	0	0	1	1
10:00	180	48.8	41.9	7.1	0	0	6	68	62	30	10	2	2	0	0	0
11:00	180	48.9	41.3	7.2	0	0	8	76	48	35	11	2	0	0	0	0
12:00	209	48.7	41.6	7.6	0	0	8	86	65	34	9	5	1	0	0	1
13:00	274	47.9	40.8	7.3	0	1	12	121	85	35	14	5	0	1	0	0

Data produced by  
Auto Surveys Ltd



10629

BAYNARDS GREEN

Site No: 10629001

Location B4100 Baynards Green (west of svcs)

Tue 13-Jul-21 to Mon 19-Jul-21

Channel: Northwestbound

Time Period Total Vehicles 85%ile Speed Mean Speed Stand Dev. <11Mph 11-<21 21-<31 31-<41 41-<46 46-<51 51-<56 56-<61 61-<66 66-<71 71-<76 =>76

14:00	248	47.7	41.2	7.1	0	1	10	95	94	31	13	2	2	0	0	0	0
15:00	276	49.6	42.1	7.2	0	0	10	102	90	45	25	3	1	0	0	0	0
16:00	304	49.1	42	7.6	1	0	11	110	101	56	19	3	2	0	0	0	1
17:00	313	49.8	43.2	7.5	0	0	10	90	114	68	18	6	5	1	1	0	0
18:00	259	49.8	43.9	7.2	0	0	6	62	98	70	13	5	3	1	0	0	1
19:00	193	50	43.3	7.6	0	0	3	59	77	31	16	4	1	0	0	0	2
20:00	149	49.7	42.7	7.7	0	0	4	52	56	19	8	8	1	1	0	0	0
21:00	129	50.2	43.1	7.3	0	0	6	33	49	25	13	3	0	0	0	0	0
22:00	95	49.9	42.8	8.7	0	0	7	27	30	21	3	3	4	0	0	0	0
23:00	54	50.2	43.7	9	0	0	1	19	17	10	3	1	1	1	1	0	0
12H,7-19	2851	49.2	42.1	7.4	1	3	95	1050	956	503	172	41	19	4	3	4	4
16H,6-22	3406	49.3	42.3	7.4	1	3	110	1209	1175	598	216	58	22	5	3	3	6
18H,6-24	3555	49.4	42.3	7.5	1	3	118	1255	1222	629	222	62	27	6	4	4	6
24H,0-24	3630	49.4	42.3	7.5	1	3	122	1281	1242	643	229	65	28	6	4	4	6

Sat 17-Jul-21

00:00	25	50.6	43.6	7.2	0	0	0	9	7	5	3	1	0	0	0	0	0
01:00	18	50.5	44.1	9.3	0	0	2	2	7	4	2	0	1	0	0	0	0
02:00	10	47.7	39	10.9	0	1	1	2	3	3	0	0	0	0	0	0	0
03:00	9	-	43.8	6.8	0	0	0	3	2	3	1	0	0	0	0	0	0
04:00	11	44.2	38.3	7.3	0	0	2	3	6	0	0	0	0	0	0	0	0
05:00	18	44.5	38.5	7.8	0	0	2	10	4	0	2	0	0	0	0	0	0
06:00	35	47.9	40.4	7.8	0	0	4	12	11	6	2	0	0	0	0	0	0
07:00	77	49.6	43.5	6.7	0	0	0	24	28	18	5	0	2	0	0	0	0
08:00	115	49.3	42.8	7.7	0	0	5	32	45	23	7	2	0	0	0	0	1
09:00	178	48.3	41.5	7.7	0	0	10	65	63	28	9	1	0	0	0	0	0
10:00	225	47.3	41	7	0	0	9	96	78	30	10	0	0	1	1	0	0
11:00	203	48.9	41.2	8.1	0	1	14	78	62	29	12	5	1	1	0	0	0
12:00	255	49	41.2	8.1	0	4	12	99	71	51	14	3	0	0	0	0	1
13:00	249	49.1	41.6	8	1	0	10	100	76	39	15	5	1	1	1	0	0
14:00	210	49.2	42.3	7.9	0	0	8	75	70	39	9	5	1	2	1	0	0
15:00	208	50	42.2	7.6	0	1	5	83	60	34	20	2	3	0	0	0	0
16:00	185	49.3	42.6	7.7	0	1	3	66	66	31	12	2	1	2	1	0	0
17:00	191	50.4	43.7	8.6	0	0	7	53	73	33	13	4	4	1	2	1	1
18:00	171	50.1	43.1	7.3	0	0	5	53	57	36	13	6	1	0	0	0	0

Data produced by  
Auto Surveys Ltd



10629

BAYNARDS GREEN

Site No: 10629001

Location B4100 Baynards Green (west of svcs)

Tue 13-Jul-21 to Mon 19-Jul-21

Channel: Northwestbound

Time Period Total Vehicles 85%ile Speed Mean Speed Stand Dev. <11Mph 11-<21 21-<31 31-<41 41-<46 46-<51 51-<56 56-<61 61-<66 66-<71 71-<76 =>76

19:00	139	53	44.4	8.7	0	0	7	35	38	31	17	9	1	0	1	0	0
20:00	114	49.6	41.8	8.1	0	0	6	45	31	20	9	2	0	0	1	1	0
21:00	108	50.5	43.2	7.9	0	0	5	32	32	25	12	1	0	0	1	1	0
22:00	64	52.2	43.7	8.3	0	0	1	23	19	9	8	2	1	1	0	0	0
23:00	53	53.1	44.3	10.1	0	0	3	15	17	7	6	2	0	2	1	0	0
12H,7-19	2267	49.3	42.1	7.8	1	7	88	824	749	391	139	35	14	8	8	3	3
16H,6-22	2663	49.6	42.2	7.9	1	7	110	948	861	473	179	47	15	8	11	3	3
18H,6-24	2780	49.7	42.3	8	1	7	114	986	897	489	193	51	16	11	12	3	3
24H,0-24	2871	49.7	42.2	8	1	8	121	1015	926	504	201	52	17	11	12	3	3
Sun 18-Jul-21																	
00:00	37	50.9	43.6	9	0	0	2	13	5	11	3	2	1	0	0	0	0
01:00	13	47.9	40.8	7.3	0	0	1	5	3	4	0	0	0	0	0	0	0
02:00	11	45.3	40.5	7.7	0	0	1	4	4	1	1	0	0	0	0	0	0
03:00	11	44.9	39.6	6.6	0	0	1	4	5	1	0	0	0	0	0	0	0
04:00	8	-	39.4	11.4	0	0	2	3	0	1	2	0	0	0	0	0	0
05:00	11	43.3	38.7	4.6	0	0	0	7	4	0	0	0	0	0	0	0	0
06:00	23	51.1	43.7	7.3	0	0	0	8	7	4	3	1	0	0	0	0	0
07:00	51	52.5	44.5	8.7	0	0	2	12	19	8	6	3	0	0	1	0	0
08:00	75	50.5	43.5	7.3	0	0	1	25	22	17	6	4	0	0	0	0	0
09:00	110	50.5	42.1	8.1	0	0	6	43	26	20	10	5	0	0	0	0	0
10:00	161	50.7	43.4	7.8	0	0	1	59	53	25	12	7	3	0	1	0	0
11:00	171	48.6	41.7	7.9	0	1	6	67	58	25	8	4	1	0	0	0	1
12:00	205	49.2	42.9	6.6	0	0	4	63	75	49	10	3	1	0	0	0	0
13:00	163	49.5	42.8	7.3	0	0	4	54	59	30	9	4	3	0	0	0	0
14:00	177	51	44.3	7.6	0	0	5	39	71	35	17	5	4	1	0	0	0
15:00	166	49.9	42.8	7.7	0	0	6	55	52	35	13	3	1	0	1	0	0
16:00	152	50.4	43.9	8.1	0	1	3	39	60	29	11	5	2	0	2	0	0
17:00	156	50.4	43.5	8.2	0	0	7	43	49	38	11	6	0	0	2	0	0
18:00	156	50.9	43.6	8.1	0	0	7	44	47	35	12	9	2	0	0	0	0
19:00	164	50.1	43.5	7.1	0	0	2	49	60	34	14	1	3	1	0	0	0
20:00	150	50.3	43.3	8.1	0	0	4	49	48	30	12	4	1	1	0	0	1
21:00	78	49.1	42.1	8.8	0	0	4	31	21	16	2	1	1	1	1	0	0
22:00	58	45.8	40.1	8.4	0	0	7	19	24	6	1	0	0	0	1	0	0
23:00	27	51.8	42.5	9.4	0	0	1	12	7	2	3	1	0	0	1	0	0

Data produced by  
Auto Surveys Ltd

10629

BAYNARDS GREEN

Site No: 10629001

Location B4100 Baynards Green (west of svcs)

Tue 13-Jul-21 to Mon 19-Jul-21

Channel: Northwestbound

Time Period Total Vehicles 85%ile Speed Mean Speed Stand Dev. <11Mph 11-<21 21-<31 31-<41 41-<46 46-<51 51-<56 56-<61 61-<66 66-<71 71-<76 =>76

12H,7-19	1743	50.2	43.2	7.7	0	2	52	543	591	346	125	58	17	1	7	1
16H,6-22	2158	50.2	43.2	7.8	0	2	62	680	727	430	156	65	22	4	8	2
18H,6-24	2243	50.2	43.1	7.8	0	2	70	711	758	438	160	66	22	5	9	2
24H,0-24	2334	50.1	43	7.8	0	2	77	747	779	456	166	68	23	5	9	2

Mon 19-Jul-21

00:00	18	47.3	40.6	7.1	0	0	1	8	5	3	1	0	0	0	0	0
01:00	8	-	43.8	7.8	0	0	0	3	2	1	2	0	0	0	0	0
02:00	11	45.6	39.6	5.9	0	0	0	7	2	2	0	0	0	0	0	0
03:00	8	-	44.8	15.1	0	0	1	3	1	0	2	0	0	0	1	0
04:00	12	50.3	41.4	8.7	0	0	1	5	2	2	2	0	0	0	0	0
05:00	22	48.2	41.1	7.6	0	0	2	7	7	5	1	0	0	0	0	0
06:00	85	50.7	43.7	7.7	0	0	3	25	22	23	10	0	2	0	0	0
07:00	187	48.9	43.1	6.1	0	0	0	56	80	39	6	5	1	0	0	0
08:00	222	48.6	41.4	7.2	0	0	8	96	62	42	9	3	1	1	0	0
09:00	182	48.8	40.7	8	0	1	15	73	46	34	10	2	1	0	0	0
10:00	211	45.8	40.1	6.7	0	0	8	108	65	21	3	6	0	0	0	0
11:00	213	47.4	40.5	7.9	0	2	14	86	71	27	8	3	1	0	1	0
12:00	226	46.8	40.5	7.2	0	0	10	108	70	24	10	3	0	0	0	1
13:00	249	47.5	40.8	7.1	0	0	13	104	83	37	6	5	1	0	0	0
14:00	250	48.3	41.7	7.3	0	0	10	93	88	46	8	2	0	2	1	0
15:00	285	47.6	41.3	6.8	0	0	10	111	105	49	7	1	1	0	0	1
16:00	323	48.3	42	7.3	2	0	4	120	125	50	15	2	3	1	0	1
17:00	344	49.3	42.6	7.1	0	0	6	120	120	69	22	3	2	1	0	1
18:00	234	51.1	44.3	8.2	0	0	8	59	76	55	21	8	3	3	1	0
19:00	152	50.2	42.7	8.1	0	0	8	50	44	32	11	4	3	0	0	0
20:00	118	49.9	41.8	9.1	0	1	9	41	34	19	8	3	1	2	0	0
21:00	71	49.8	43.9	9	0	0	4	16	27	17	2	1	0	4	0	0
22:00	57	51	43.8	8.3	0	0	2	18	14	14	6	2	0	1	0	0
23:00	35	50.1	41.7	8.6	0	0	3	12	11	4	3	2	0	0	0	0
12H,7-19	2926	48.5	41.6	7.3	2	3	106	1134	991	493	125	43	14	8	3	4
16H,6-22	3352	48.8	41.8	7.5	2	4	130	1266	1118	584	156	51	20	14	3	4
18H,6-24	3444	48.9	41.8	7.5	2	4	135	1296	1143	602	165	55	20	15	3	4
24H,0-24	3523	48.9	41.8	7.5	2	4	140	1329	1162	615	173	55	20	15	4	4

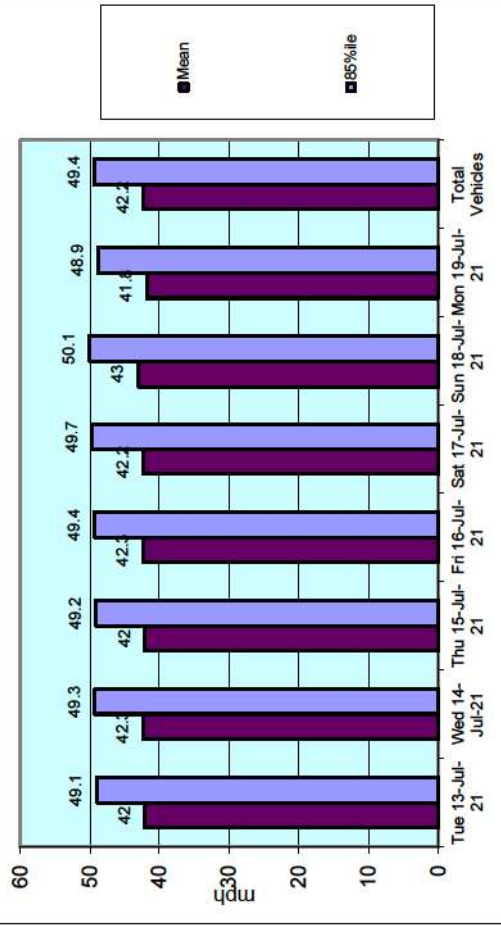
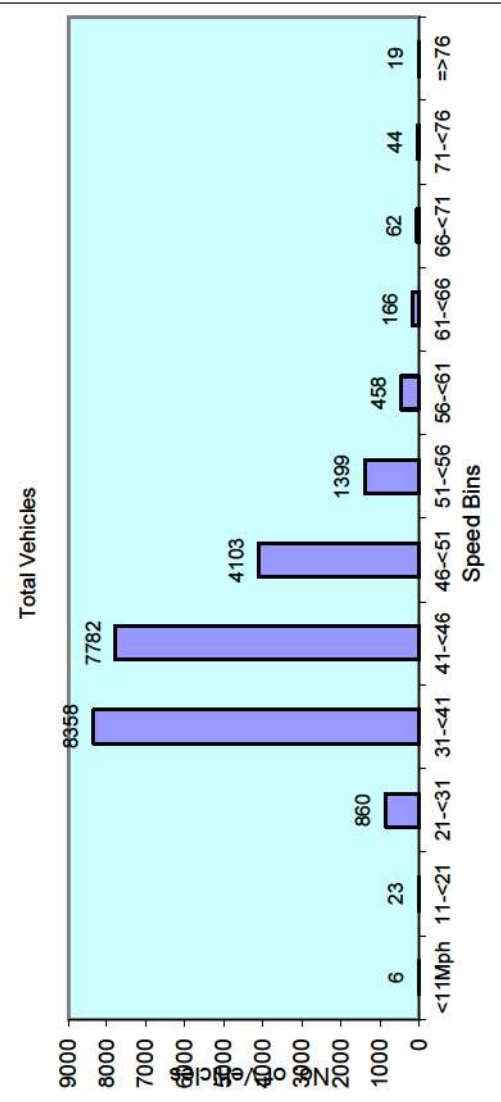
Daily Totals



10629 BAYNARDS GREEN Site No: 10629001 Location B4100 Baynards Green (west of svcs)  
 Tue 13-Jul-21 to Mon 19-Jul-21 Channel: Northwestbound

Time Period	Total Vehicles	85%ile Speed	Mean Speed	Stand Dev.	<11Mph	11-<21	21-<31	31-<41	41-<46	46-<51	51-<56	56-<61	61-<66	66-<71	71-<76	=>76
Tue 13-Jul-21	3569	49.1	42	7.4	1	4	123	1344	1190	590	211	67	23	11	4	1
Wed 14-Jul-21	3759	49.3	42.3	7.5	1	0	152	1299	1298	664	215	85	31	8	6	0
Thu 15-Jul-21	3594	49.2	42	7.4	0	2	125	1343	1185	631	204	66	24	6	5	3
Fri 16-Jul-21	3630	49.4	42.3	7.5	1	3	122	1281	1242	643	229	65	28	6	4	6
Sat 17-Jul-21	2871	49.7	42.2	8	1	8	121	1015	926	504	201	52	17	11	12	3
Sun 18-Jul-21	2334	50.1	43	7.8	0	2	77	747	779	456	166	68	23	5	9	2
Mon 19-Jul-21	3523	48.9	41.8	7.5	2	4	140	1329	1162	615	173	55	20	15	4	4

Total Vehicles	[-]	23280	49.4	42.2	7.6	6	23	860	8358	7782	4103	1399	458	166	62	44	19
----------------	-----	-------	------	------	-----	---	----	-----	------	------	------	------	-----	-----	----	----	----





10629

BAYNARDS GREEN

Site No: 10629001

Location

B4100 Baynards Green (west of svcs)

Channel: Northwestbound

TIME PERIOD	Tue 13/07/2021	Wed 14/07/2021	Thu 15/07/2021	Fri 16/07/2021	Sat 17/07/2021	Sun 18/07/2021	Mon 19/07/2021	5-Day Av	7-Day Av
Week Begin: 13-Jul-21									
00:00	10	19	17	16	25	37	18	16	20
01:00	8	11	13	11	18	13	8	10	12
02:00	6	7	7	11	10	11	11	8	9
03:00	8	6	6	7	9	11	8	7	8
04:00	14	7	10	9	11	8	12	10	10
05:00	17	20	22	21	18	11	22	20	19
06:00	88	86	99	84	35	23	85	88	71
07:00	155	199	220	203	77	51	187	193	156
08:00	267	272	255	204	115	75	222	244	201
09:00	215	230	170	201	178	110	182	200	184
10:00	212	203	213	180	225	161	211	204	201
11:00	199	183	184	180	203	171	213	192	190
12:00	198	212	216	209	255	205	226	212	217
13:00	220	265	225	274	249	163	249	247	235
14:00	248	239	261	248	210	177	250	249	233
15:00	250	288	258	276	208	166	285	271	247
16:00	296	330	321	304	185	152	323	315	273
17:00	406	385	327	313	191	156	344	355	303
18:00	267	264	242	259	171	156	234	253	228
19:00	192	176	183	193	139	164	152	179	171
20:00	130	161	136	149	114	150	118	139	137
21:00	75	93	98	129	108	78	71	93	93
22:00	55	67	76	95	64	58	57	70	67
23:00	33	36	35	54	53	27	35	39	39
12H,7-19	2933	3070	2892	2851	2267	1743	2926	2934	2669
16H,6-22	3418	3586	3408	3406	2663	2158	3352	3434	3142
18H,6-24	3506	3689	3519	3555	2780	2243	3444	3543	3248
24H,0-24	3569	3759	3594	3630	2871	2334	3523	3615	3326
Am	08:00	08:00	08:00	08:00	10:00	11:00	08:00		
Peak	267	272	255	204	225	171	222		
Pm	17:00	17:00	17:00	17:00	12:00	12:00	17:00		
Peak	406	385	327	313	255	205	344		

10629

BAYNARDS GREEN

Site No: 10629001

Location

B4100 Baynards Green (west of svcs)

Channel: Northwestbound

TIME PERIOD	Tue	13/07/2021	Wed	14/07/2021	Thu	15/07/2021	Fri	16/07/2021	Sat	17/07/2021	Sun	18/07/2021	Mon	19/07/2021	5-Day Av	7-Day Av
-------------	-----	------------	-----	------------	-----	------------	-----	------------	-----	------------	-----	------------	-----	------------	----------	----------

Daily Totals

