

ultraline[®]

sliding









Ultraline enhances contemporary living environments with no visual compromise.

'MORE OF A VIEW' The Ultraline sliding doors advanced design and engineering delivers 20mm sightlines throughout the visible system.

This combined with PAS 24:2016, Part Q certification makes the Ultraline sliding door unrivalled in both security and aesthetic appearance.

Ultraline Systems

Technical Specification

Configurations

Innovation

Finishes

Security

Glazing

Detail Section Drawings

Corner Section Drawings

Ultraline Systems

The most minimal glazing system that provides an opportunity to create what has been imagined and re-define the boundaries of what is achievable.

Ultraline has been designed around a clear vision.

'MORE OF A VIEW'



Individual Panel Size

4.2 meters wide or 3.2 meters high and up to 9 m²

Sightlines

20mm sightlines throughout the visible system.

Number of Tracks	Depth
Single Track	77mm
Double Track	155mm
Triple Track	233mm
Quad Track	310mm

Runner Mechanism

Solid stainless runners and tracks guarantee smooth sliding throughout the life of the system.

Flush Track With Integrated Drainage

Profiles are fully drained throughout the system onto an integrated drain tray which is compatible with all drainage systems.



Technical Specification



Ultraline

Maximum panel width	4200mm
Maximum panel height	3200mm
Maximum panel size	9 Sqm
Maximum panel weight	600Kg
Sightline	20mm all the way around
Runner mechanism	Stainless steel
Uw value for double glazed units (glass Ug = 1.1)	Uw - 1.22 W/m2k
Glass thickness	36mm
Sound insulation	Rw.p 33 db - 42 db
Water tightness	BS EN 1027:2000 7A
Air permeability	BS EN 1026:2000 2
Wind loading	BS EN 1221:2000 A2
Security rating	PAS 24 certified (Maximum panel size 7.5 Sqm)

Glazing



Ultraline Standard Specifications

6mm toughened, low 'e' 24mm warm edge spacer, argon, 6mm toughened

Ug-Value (W/(m2.K))	1.2
Light Transmission	79
Solar Factor (g)	66

8mm toughened, low 'e' 20mm warm edge spacer, argon, 8mm toughened (For panels above 6m2)

Ug-Value (W/(m2.K))	1.2
Light Transmission	79
Solar Factor (g)	64

6mm toughened, low 'e' 22mm warm edge spacer, argon, 8.8mm clear laminate (For Part Q compliance)

Ug-Value (W/(m2.K))	1.2
Light Transmission	76
Solar Factor (g)	60

8mm toughened, low 'e' 18mm warm edge spacer, argon, 10.8mm clear laminate (For Part Q compliance)

Ug-Value (W/(m2.K))	1.2
Light Transmission	74
Solar Factor (g)	58

Ultraline High Performance Specifications

6mm toughened, solar neutral HP 70-35, 24mm warm edge spacer, argon, 6mm toughened

Ug-Value (W/(m2.K))	1.1
Light Transmission	70
Solar Factor (g)	38

8mm toughened, solar neutral HP 70-35, 20mm warm edge spacer, argon, 8mm toughened (For panels above 6m2)

Ug-Value (W/(m2.K))	1.0
Light Transmission	69
Solar Factor (g)	38

6mm toughened, solar neutral HP 70-35, 22mm warm edge spacer, argon, 8.8mm clear laminate (For Part Q compliance)

Ug-Value (W/(m2.K))	1.0
Light Transmission	69
Solar Factor (g)	38

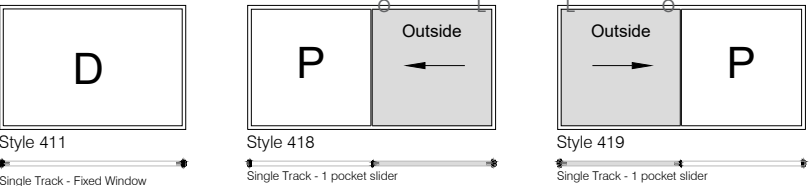
8mm toughened, solar neutral HP 70-35, 18mm warm edge spacer, argon, 10.8mm clear laminate (For Part Q compliance)

Ug-Value (W/(m2.K))	1.0
Light Transmission	69
Solar Factor (g)	38

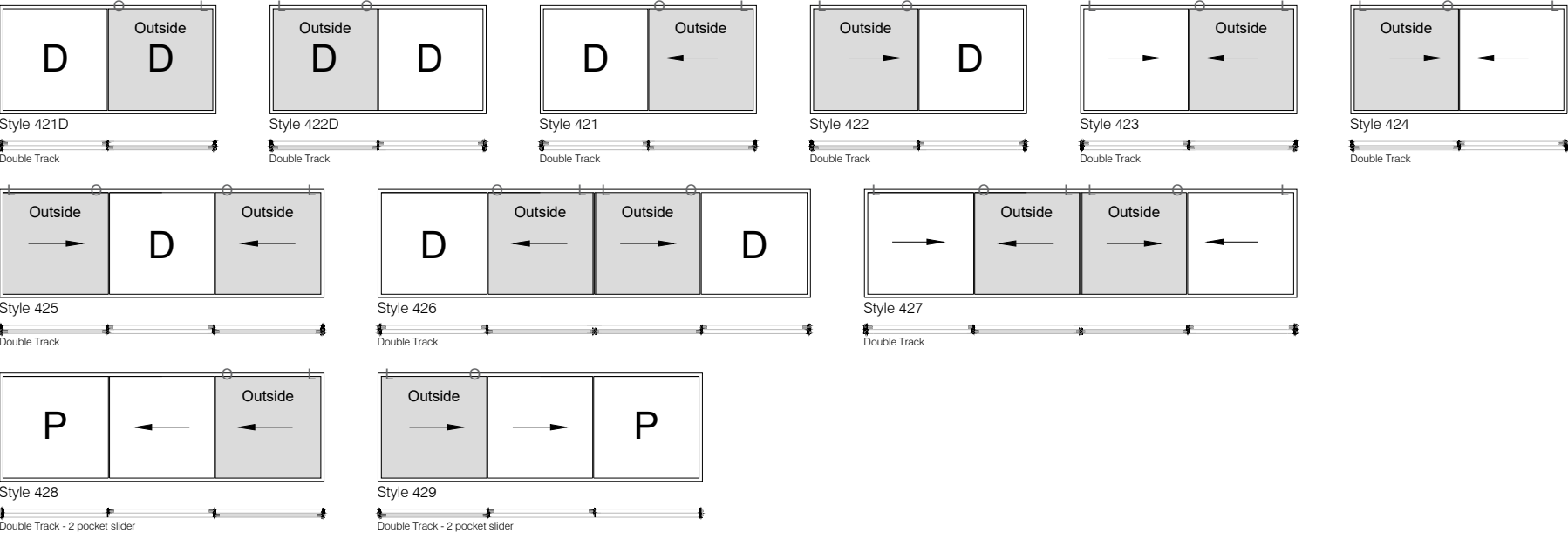
Configurations

Standard Configurations (Viewed Outside) - Corner Configurations available on request

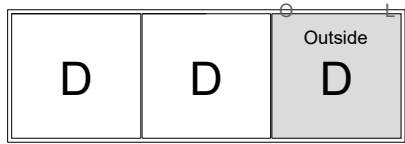
Opening Configurations for 1-Track Ultraline Sliding Doors



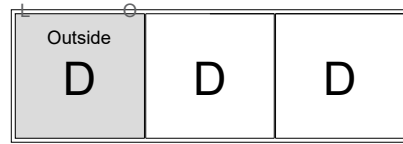
Opening Configurations for 2-Track Ultraline Sliding Doors



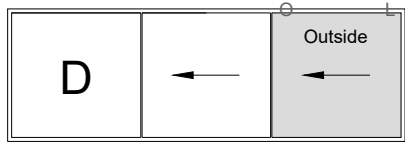
Opening Configurations for 3-Track Ultraline Sliding Doors



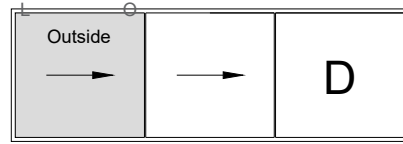
Style 431D



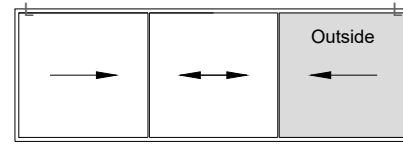
Style 432D



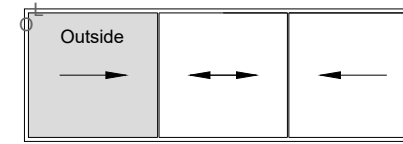
Style 431



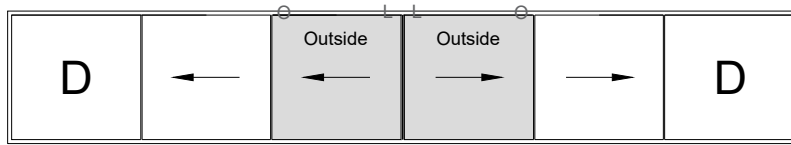
Style 432



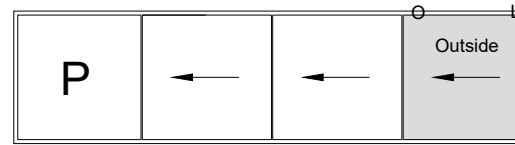
Style 433



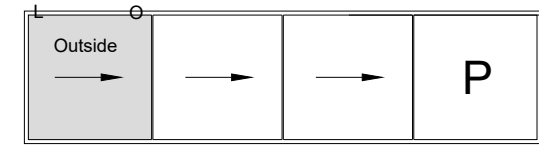
Style 434



Style 435



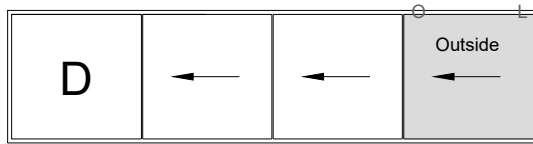
Style 438



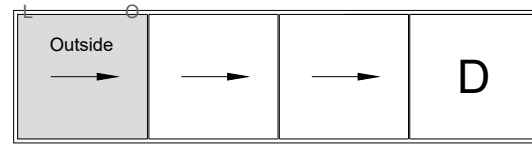
Style 439



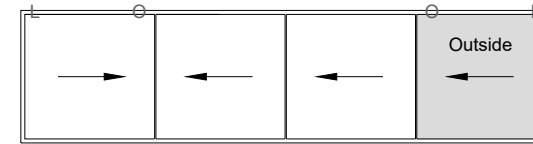
Opening Configurations for 4-Track Ultraline Sliding Doors



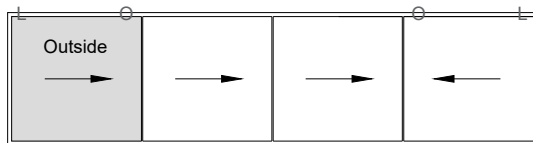
Style 441



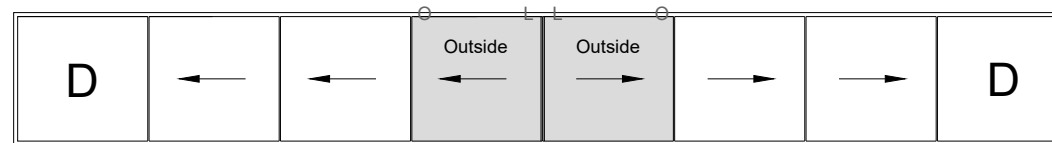
Style 442



Style 443



Style 444



Style 445



F = Fixed Frame P = Pocket D = Dummy Frame L = Lock Position O = Override Position ← = Sliding Direction

Innovation

Integrated handle incorporated into the sash profile gives a Unique 20mm sightline when open, maintaining minimal equal sightlines throughout the visible system.

Electric high security locking mechanism controlled by Niko wall switch as standard.

Smart technology can be achieved using a Niko Gateway.



The doors can also be locked in a 100mm vented position.



In the event of a power fail, the lock goes into safe mode and the bolt is released to secure the doors. An override access panel is discreetly positioned in the top of the door frame. By removing its magnetic cover, you can manually override to lock or unlock the system.

Finishes

Anodised Brushed Platinum

This unique finish creates a stainless steel appearance. Its translucent look enhances any view. With its marine grade quality, it is ideal for coastal applications.

Powder Coated 7021 Black Grey Matt finish

Powder Coated 7016 Anthracite Grey Matt finish

Powder Coated 9005 Jet Black Matt finish

The anodising finishes used are guaranteed by the European EWAA-EURAS seal of approval, and the powder coating is guaranteed by the highest European seals of approval: QUALICOAT, COASTAL and QUALIDECO. These certifications guarantee that the anodising and powder coated finishes reach the most demanding European quality levels.

ultraline®

Security



Secured by Design

Approved Document Q sets out the minimum standard for windows and doors installed in all new dwellings. Doors installed which are easily accessible ie ground floor / basements, must meet or exceed the security requirements of PAS24:2016.

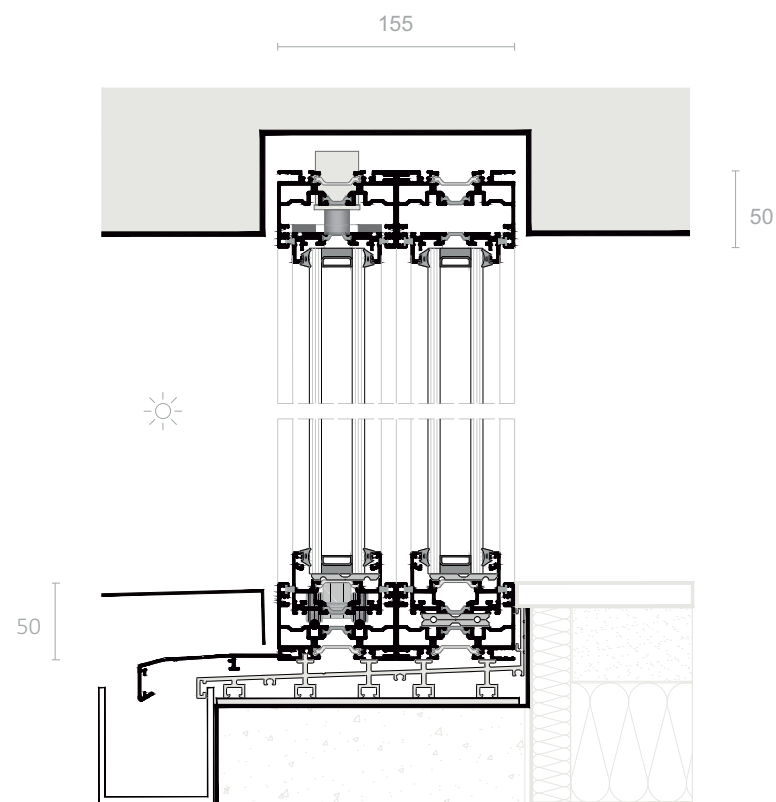
This requirement is designed to ensure windows and doors resist physical attack by a casual or opportunist burglar by being sufficiently robust and fitted with appropriate hardware.

To ensure compliance, the Ultraline door system is a member of the UK Police initiative 'Secure by Design' which ensure all tested products are third party accredited.

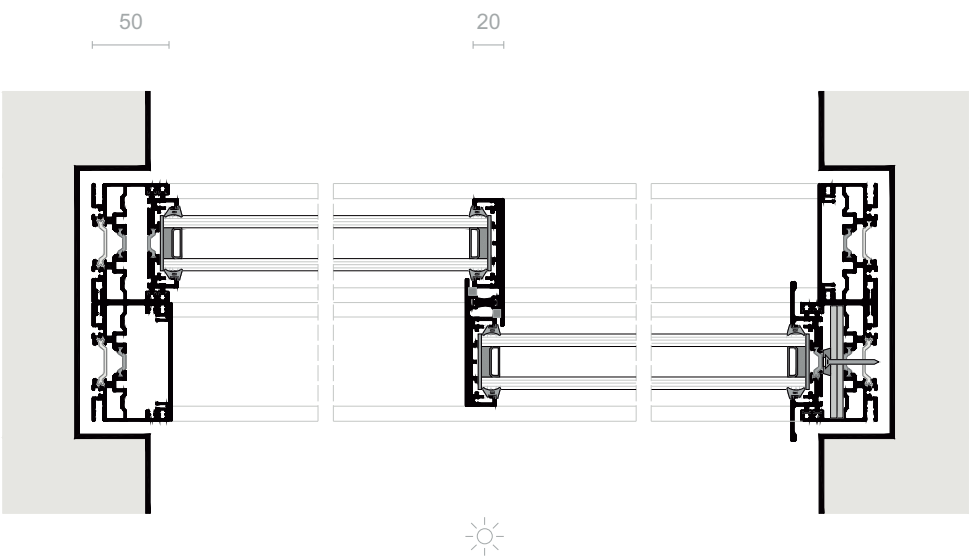




Detail Section Drawings



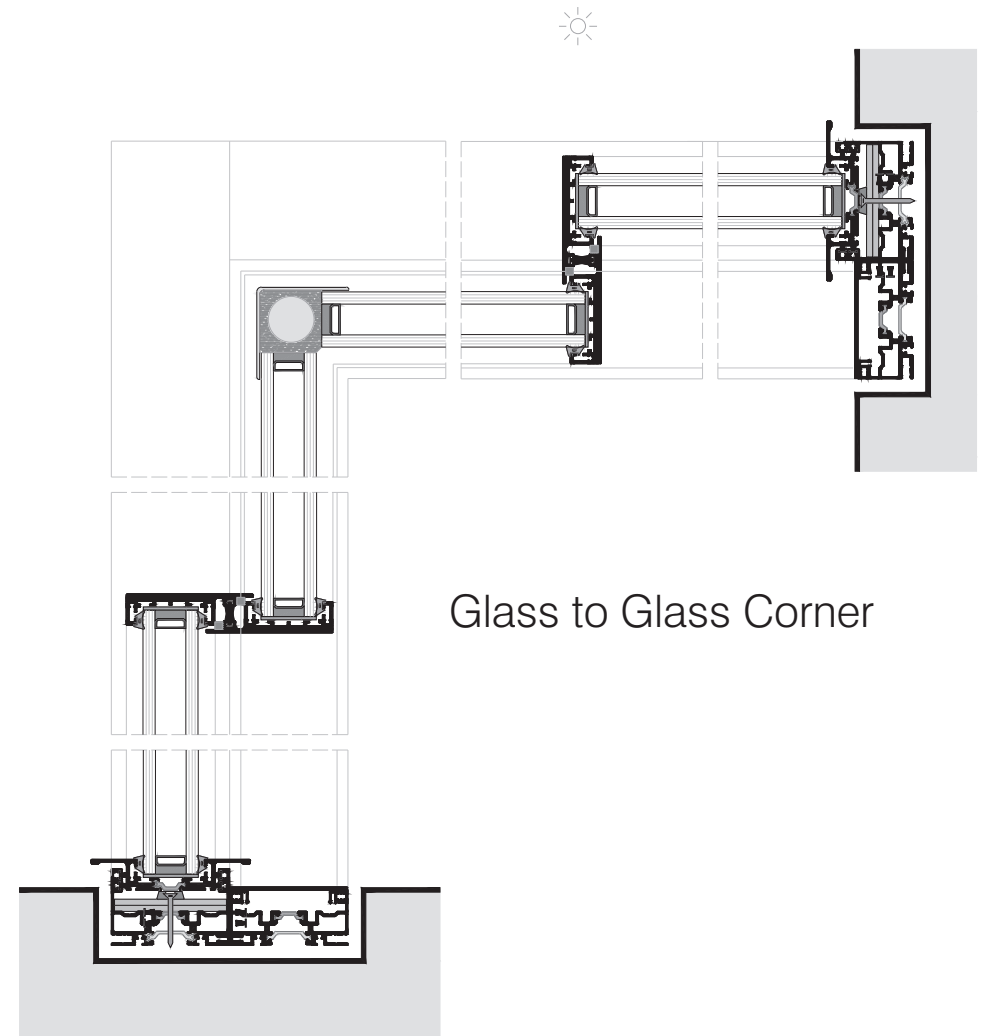
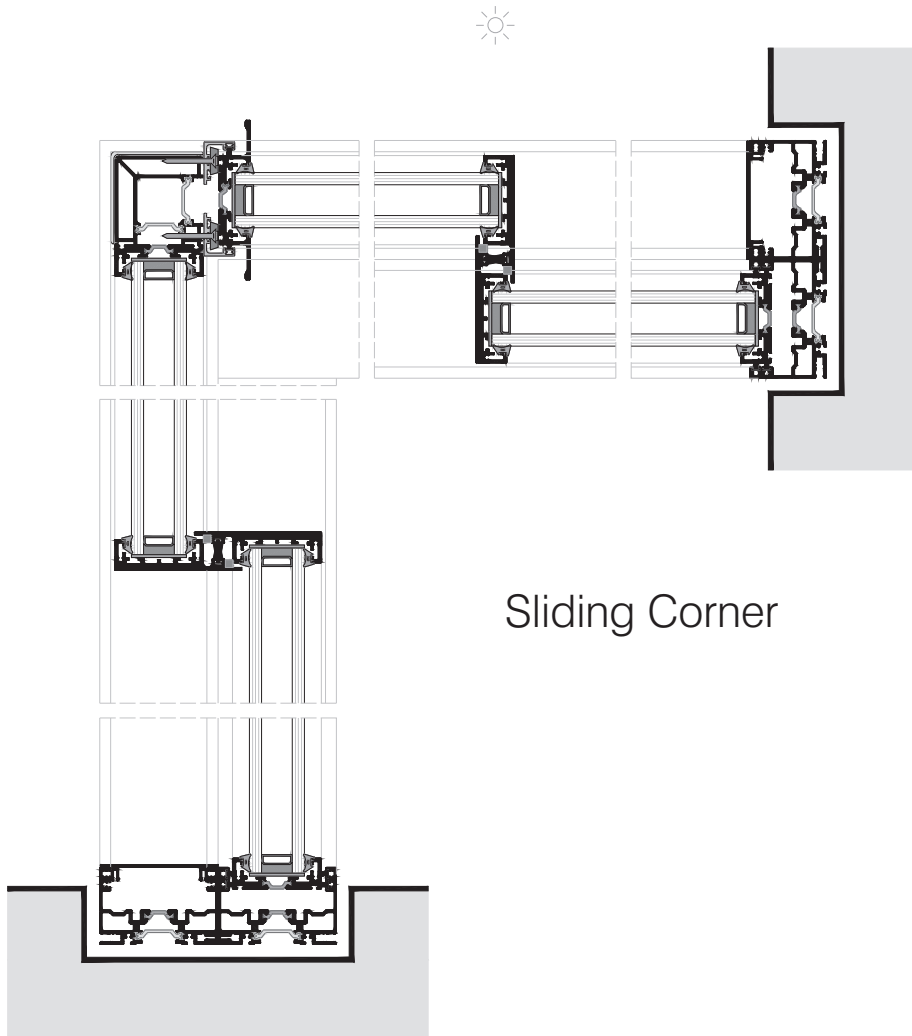
Vertical Section



Horizontal Section

Corner Section Drawings

ultraline[®]







MORE OF A VIEW

BIRMINGHAM SHOWROOM

5a Grammar School Lane
(Entrance via Furnace Lane)
Halesowen
West Midlands
B63 3SW

Tel: 01952 794 062

sales@ultralinebirmingham.co.uk
www.ultraline.co.uk

SWINDON SHOWROOM

NSBRC Swindon Exhibition Centre
Lydiard Fields
Great Western Way
Swindon
SN5 8UB

Tel: 0121 550 3066

info@ultraline.co.uk
www.ultraline.co.uk

KENT SHOWROOM

4 Adams Wharf
Branbridges Road
East Peckham
Kent
TN12 5EJ

Tel: 01622 902 095

sales@ultralinekent.co.uk
www.ultraline.co.uk