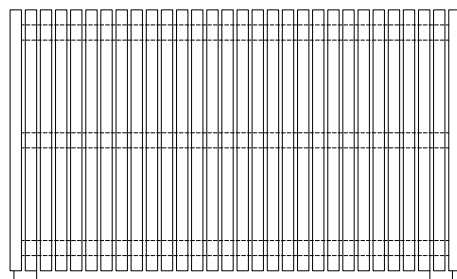
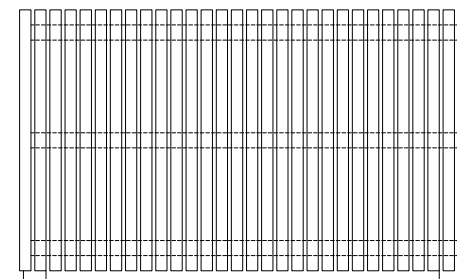


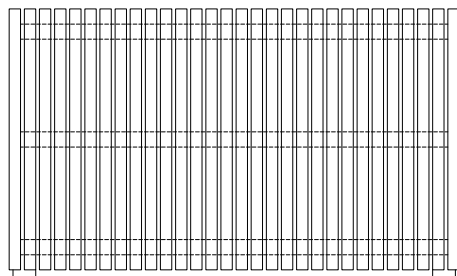
Front Elevation



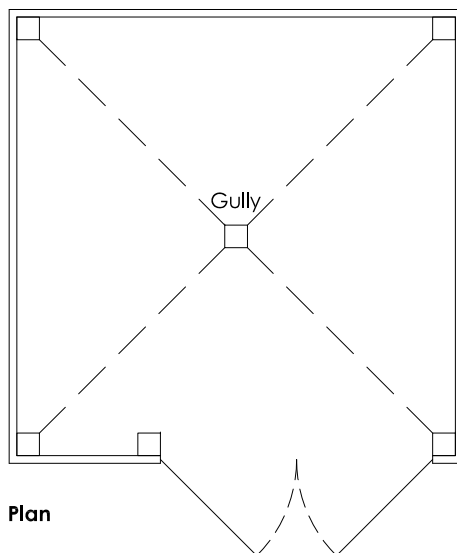
Right Side Elevation



Left Side Elevation



Back Elevation



Plan


**Fencing:**  
75x16mm vertical tanalised softwood boards on 100x50mm horizontal tanalised softwood boards, on 150x150mm corner posts.

**Doors:**  
75x16mm vertical tanalised softwood boards on 100x50mm horizontal tanalised softwood boards. 100x50mm softwood frame braced and ledged as necessary.  
Doors to be flush with fencing when in closed position

**Foundations:**  
Fence post foundations to be deep filled concrete to S.E. specification, detail and design.

**Slab:**  
Brushed finished concrete slab laid to falls with suitable gully

**Ironmongery**  
Doors to have holding open bolts & suitable locking device.



Rev	Date	Description	Rev By	Chkd By
Project Title				
Proposed Development				
Skimmingdish Lane Bicester OX26 5AF				
Client				
Created Life Three Bicester Ltd				
Status				
Planning				
Scale			Drawing Size	
1:50			A4	
Date	28/05/2021	Drawn By	James I	Chkd by JMR
Drawing Title				
Proposed Refuse Details				
Job-Dwg No				Rev
15987-108				

- 2 St. Johns North,  
Wakefield, WF1 3QA  
t. 01924 291800
- ☐ Carvers Warehouse, 77 Dale Street,  
Manchester, M1 2HG  
t. 0161 2388555
- ☐ The Old Rectory, 79 High Street,  
Newport Pagnell, MK16 8AB  
t. 01908 211577
- ☐ 101 London Road,  
Reading, RG1 5BY  
t. 0118 9507700
- ☐ 10 Gees Court, St Christophers Place,  
London, W1U 1JJ  
t. 0207 4091215