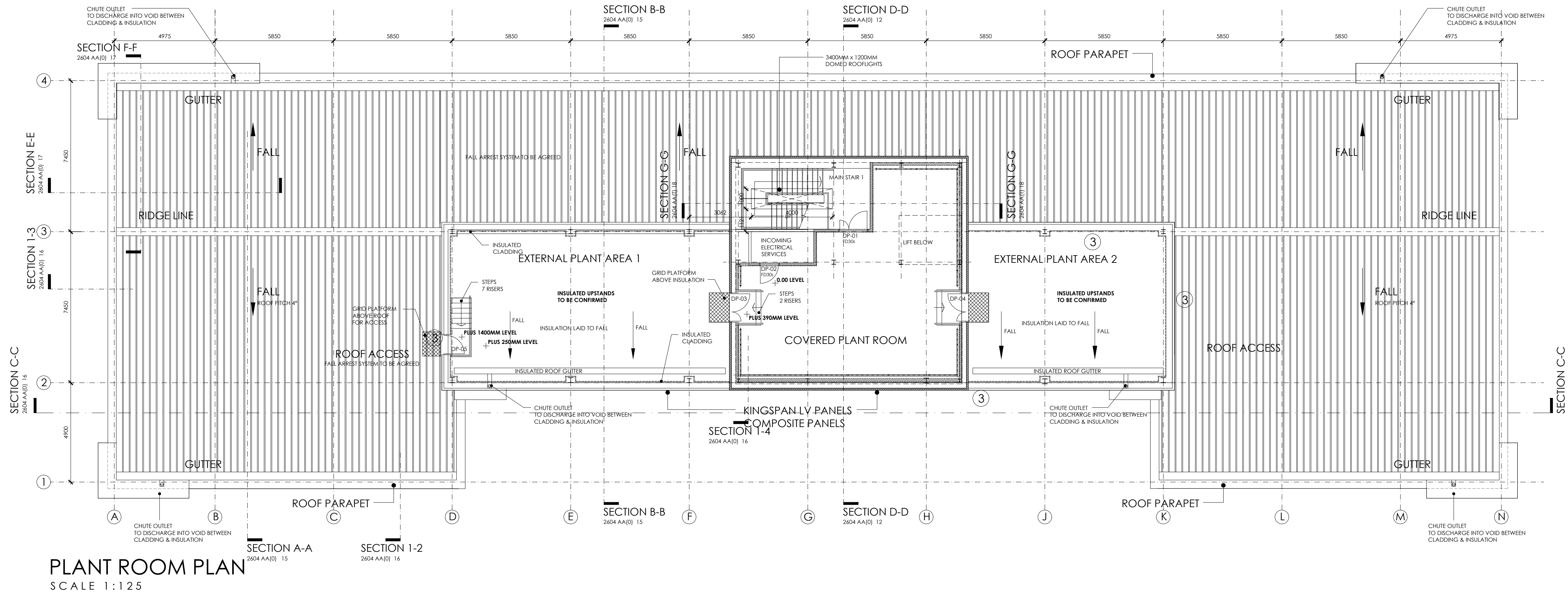


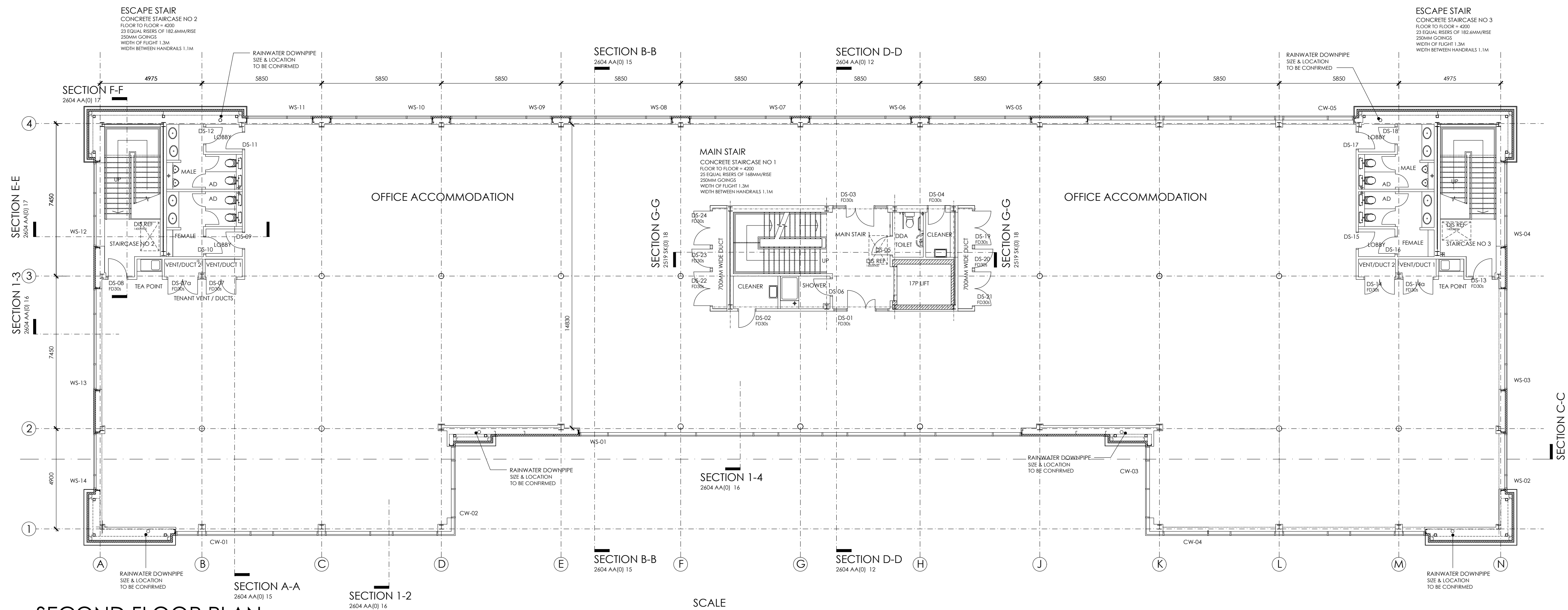
- IF THIS DRAWING HAS BEEN RECEIVED ELECTRONICALLY IT IS THE RECIPIENT'S RESPONSIBILITY TO PRINT THE DOCUMENT TO THE CORRECT SCALE.
- ALL DIMENSIONS ARE IN MILLIMETRES UNLESS STATED OTHERWISE. IT IS RECOMMENDED THAT INFORMATION IS NOT SCALED OFF THIS DRAWING.
- THIS DRAWING SHOULD BE READ IN CONJUNCTION WITH ALL OTHER RELEVANT DRAWINGS AND SPECIFICATIONS.

GA DRAWING REFERENCES

- GROUND FLOOR LAYOUTS:**
- 10 GROUND & FIRST FLOOR PLAN (GA)
 - 11 SECOND & PLANT FLOOR PLAN (GA)
 - 12 ROOF PLAN (GA)
- ELEVATIONS & SECTIONS:**
- 14 PROPOSED ELEVATION SHEET 1
 - 15 PROPOSED ELEVATION SHEET 2
 - 16 PROPOSED SECTIONS

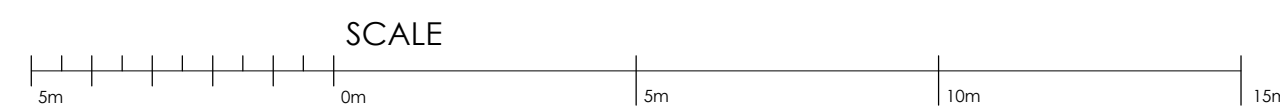


PLANT ROOM PLAN
SCALE 1:125



SECOND FLOOR PLAN
SCALE 1:125

GROSS INTERNAL AREA 1173m²
GROSS EXTERNAL AREA 1270m²



client: HILL STREET HOLDINGS
project: OXFORD TECHNOLOGY PARK
site: LANGFORD LANE KIDLINGTON, OXFORDSHIRE
content: UNIT ONE SECOND & PLANT ROOM PLAN
date: JAN 2020
scale: 1:125 @ A1
ALL DIMENSIONS TO BE CHECKED ON SITE

GARRETT MCKEE ARCHITECTS
RILEY HOUSE
RILEY ROAD
MARLOW
BUCKINGHAMSHIRE
T. 01628 907000
www.garrettmckee.co.uk

drawn: revision:
2604 AA(0) 11 PL2