


















Fitting Reference		Image & Description	
	XB1 & XB2		<p>Holophane DSX1.2.LA224.FW Column Mounted @ 6m 0° Bracket Tilt LED C.22000LM-4000K</p>
	XBW		<p>Holophane DSX1.2.LA224.FW Wall Mounted @ 10m 0° Bracket Tilt LED C.22000LM-4000K</p>
	EXF		<p>Holophane DSX1.2.LA164.FW Wall Mounted @ 6m 0° Bracket Tilt LED C.16000LM-4000K</p>
	C1		<p>Holophane DSX1.2.LA164.FW Column Mounted @ 8m LED C.16000LM-4000K</p>
	D1		<p>Holophane BCL.1.LA354.SY Column Mounted @ 8m 4000K LED with 70CRI</p>
	E1s		<p>Holophane BCL.1.LA354.AY.B LS Column Mounted @ 8m and Backlight Shield 4000K LED with 70CRI</p>

Symmetry Park Bicester Unit B
Luminaire Schedule

	<p>F</p>		<p>Holophane DEB.L024.PAY.TR 1m Bollard LED C.2000LM - 4000K</p>
	<p>G1</p>		<p>Holophane DSX1.2.LA224.AY Column Mounted @ 6m 0° Bracket Tilt LED C.22000LM-4000K</p>
	<p>IW</p>		<p>Holophane DEW.LA014.NR.C GL Wall Mounted @ 3m LED C.1000LM - 4000K</p>
	<p>JW</p>		<p>Holophane DSX1.2.LA224.FW Wall Mounted @ 8m 0° Bracket Tilt LED C.22000LM-4000K</p>
	<p>L</p>		<p>Holophane Amenity Round AME.RO at 2.2m Amenity Round AME.RO</p>
	<p>AW</p>		<p>Holophane TBHF.BL1.8040AR 4025EL Wall Mounted @ 6m 25W 4000K</p>