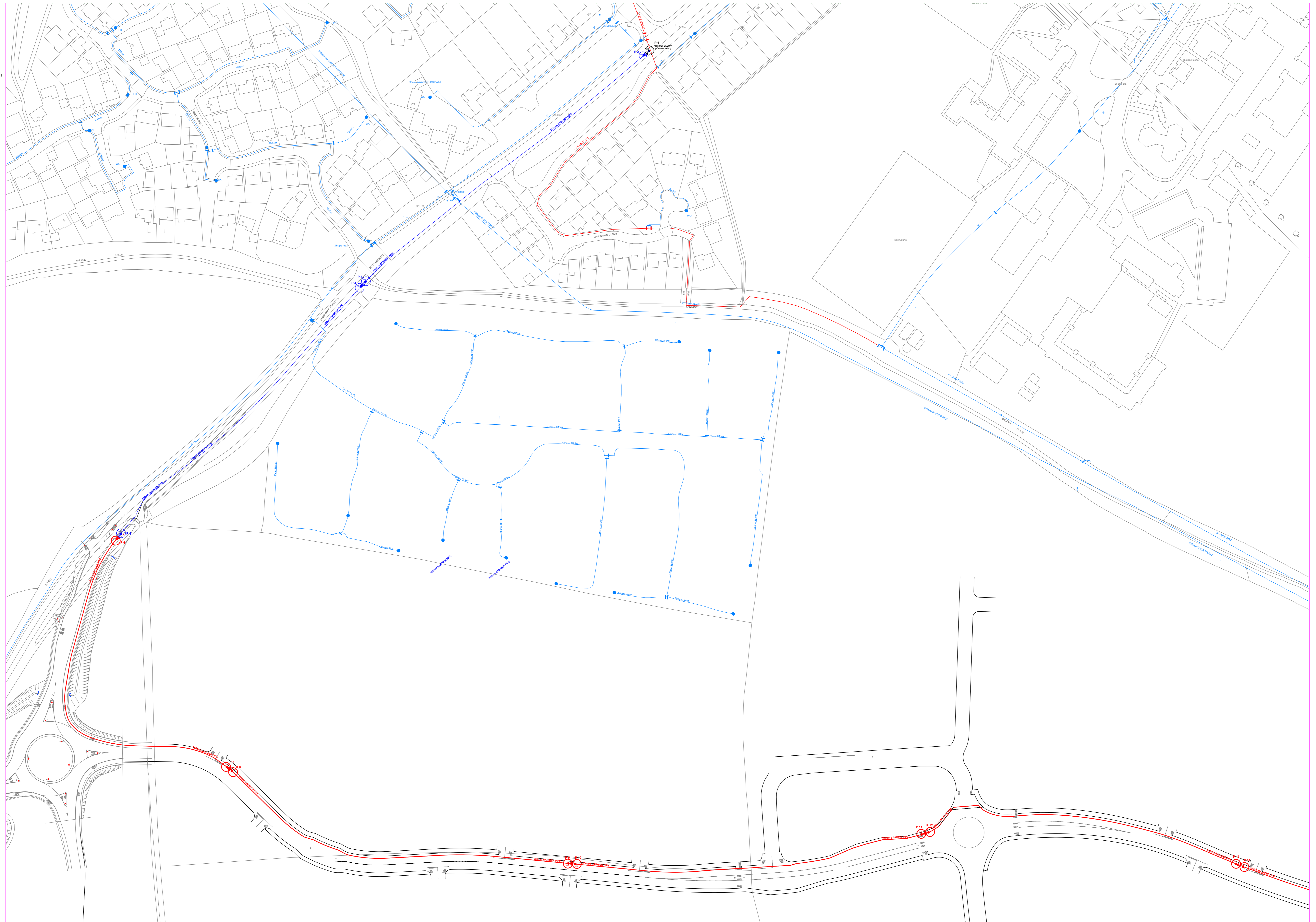
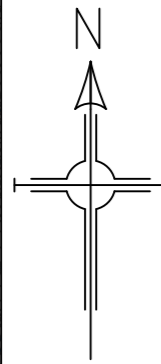


SITE LOCATION PLAN (NOT TO SCALE)



SCHEDULE OF FITTINGS

Table listing fittings for 15 points along the main route. Each point lists quantities of various fittings such as flanged adaptors, washout chambers, valves, and tees.

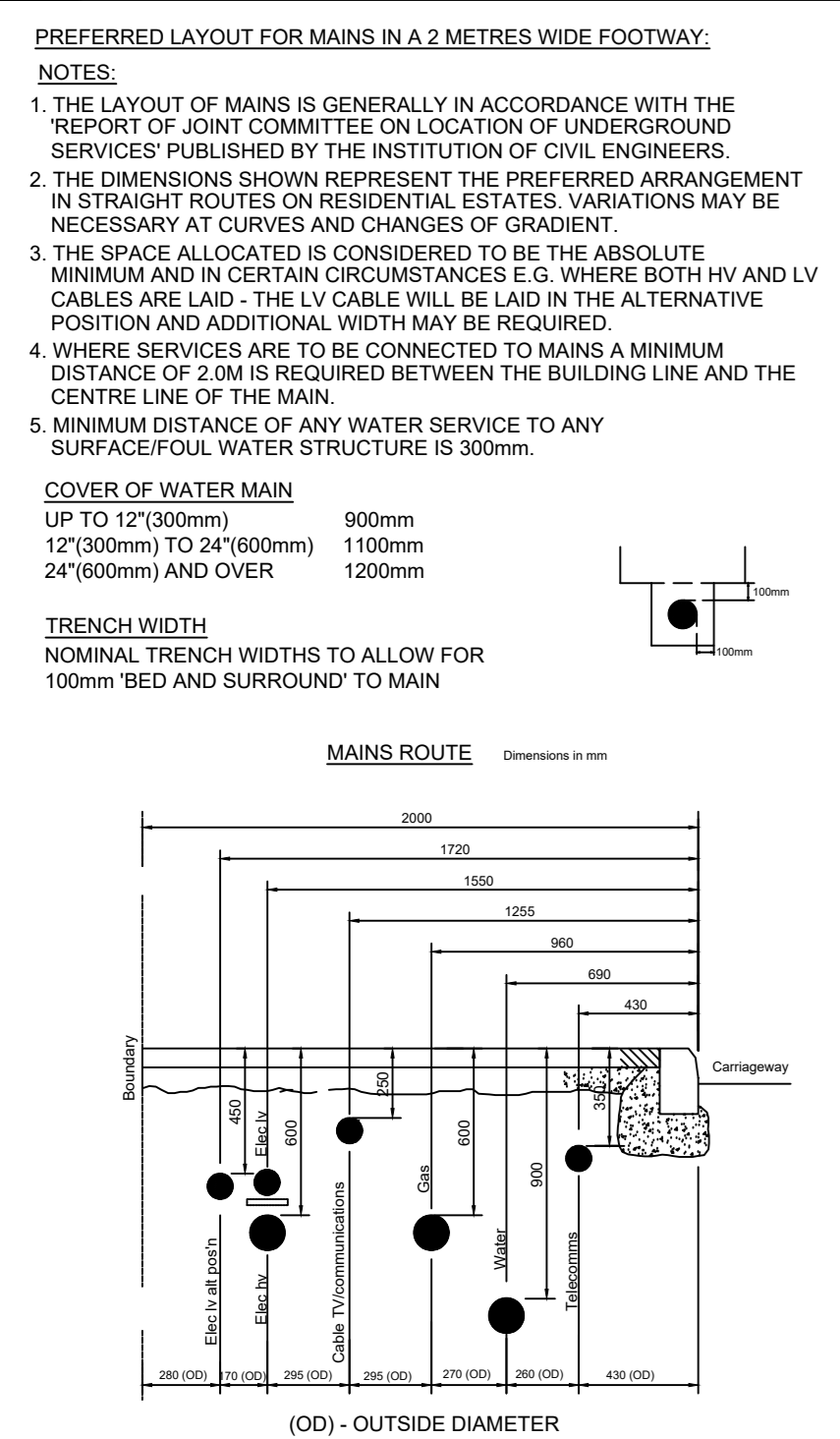
Table showing man lengths for various points, including start and end points, and their corresponding surface levels.

- NOTES: 1. ALL MAINS ROUTES TO BE POSITIONED NO MORE THAN 10m PAST LAST DRAWN OFF POINT. 2. ALL THE HYDRANTS TO BE INSTALLED TO BE PROTECTED BY CONCRETE... 3. ALL THE HYDRANTS TO BE INSTALLED TO BE PROTECTED BY CONCRETE... 4. ALL OPEN ENDING FOR WORK FOLLOWING ADJUSTMENT OF MAINS AND SCHEDULE OF FITTINGS... 5. ALL THE TRENCHES TO BE DETERMINED ON SITE AND CALCULATIONS SUBJECT TO BEARING CAPACITY OF THE SOIL... 6. PLEASE NOTE FITTINGS ARE NOT SHOWN TO SCALE... 7. IN ALL CASES NON-PERFORM TO BE MINIMUM UNLESS OTHERWISE SPECIFIED... 8. MINIMUM DISTANCE OF ANY WATER SERVICE TO ANY SURFACE-FOUL WATER STRUCTURE IS 300mm... 9. COVER OF WATER MAIN UP TO 1200mm: 900mm, 1200mm TO 2400mm: 1100mm, 2400mm AND OVER: 1200mm... 10. TRENCH WIDTH NOMINAL TRENCH WIDTHS TO ALLOW FOR 100mm BED AND SURROUND TO MAIN... 11. MINIMUM DISTANCE OF ANY WATER SERVICE TO ANY SURFACE-FOUL WATER STRUCTURE IS 300mm... 12. THE POSITION OF ANY STRUCTURE OR OBSTACLE IN THIS PLAN TO BE CHECKED ON SITE AND ACCURATELY LAYED OUT ON THE GROUND BY THE CONTRACTOR... 13. THE POSITION OF ANY STRUCTURE OR OBSTACLE IN THIS PLAN TO BE CHECKED ON SITE AND ACCURATELY LAYED OUT ON THE GROUND BY THE CONTRACTOR... 14. THE POSITION OF ANY STRUCTURE OR OBSTACLE IN THIS PLAN TO BE CHECKED ON SITE AND ACCURATELY LAYED OUT ON THE GROUND BY THE CONTRACTOR...

AS LAID SIGN OFF form with checkboxes for route of new main, depth of cover, and contractor sign off.

TRAFFIC MANAGEMENT ACT table with columns for description, previous action, and result.

Table with columns for description, previous action, and result, detailing utility map and soil report requirements.



Project information block including drawing title (WYKHAM PARK FARM - SPINE MAIN), drawing number (50212387), service order number (81011658), and contractor details.

