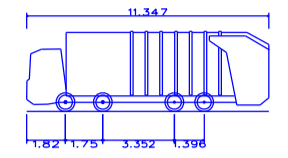


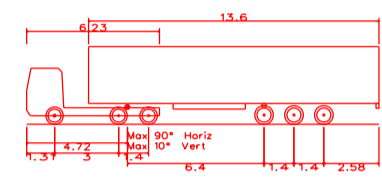
THERE ARE NO EXCEPTIONAL RISKS ASSOCIATED WITH THESE WORKS. REFER TO THE DESIGNERS RISK ASSESSMENT FOR THE FULL ASSESSMENT OF RISKS.

1. CONTRACTORS MUST CHECK ALL DIMENSIONS ON SITE. ONLY FIGURED DIMENSIONS ARE TO BE WORKED FROM. DISCREPANCIES MUST BE REPORTED TO THE ARCHITECT OR ENGINEER BEFORE PROCEEDING. © THIS DRAWING IS COPYRIGHT.
2. REPRODUCED FROM OS SETMAP © BY PERMISSION OF ORDNANCE SURVEY ON BEHALF OF THE CONTROLLER OF HER MAJESTY'S STATIONERY OFFICE. © CROWN COPYRIGHT 2008. ALL RIGHTS RESERVED. LICENCE NUMBER: 10007136.
3. UNTIL TECHNICAL APPROVAL HAS BEEN OBTAINED FROM THE RELEVANT AUTHORITIES, ALL DRAWINGS ARE ISSUED AS PRELIMINARY AND NOT FOR CONSTRUCTION. SHOULD THE CONTRACTOR COMMENCE SITE WORK PRIOR TO APPROVAL BEING GIVEN IT IS ENTIRELY AT HIS OWN RISK.



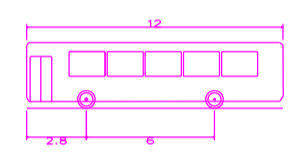
Large Refuse Vehicle (4 axle)

- Overall Length 11.67m
- Overall Width 2.50m
- Overall Body Height 3.00m
- Min. Body Ground Clearance 0.30m
- Track Width 2.50m
- Lock to Lock Time 6.93m
- Waste Wall Turning Radius 6.93m



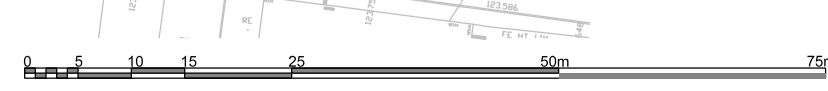
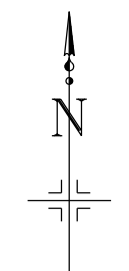
Max Legal Length (UK) Articulated Vehicle (16.5m)

- Overall Length 16.50m
- Overall Width 2.50m
- Overall Body Height 3.00m
- Min. Body Ground Clearance 0.30m
- Track Width 2.50m
- Lock to Lock Time 6.93m
- Waste Wall Turning Radius 6.93m



Standard Road Bus

- Overall Length 12.00m
- Overall Width 2.50m
- Overall Body Height 3.00m
- Min. Body Ground Clearance 0.30m
- Track Width 2.50m
- Lock to Lock Time 6.93m
- Waste Wall Turning Radius 6.93m



REVISION	DESCRIPTION	DRAWN	CHECKED	DATE
N	ROAD 1 TRACKING LEAVING THE ROUNDABOUT REVISED SLIGHTLY	AT	IF	15.06.19
M	ADDITIONAL TRACKING ADDED AS PER DCC COMMENTS DATED 07.06.19	AT	IF	13.06.19
L	CHANGES TO EXISTING LAYOUT REMOVED	AT	IF	23.02.18
K	ROADS BE FORTHWITH UPDATED	CC	AT	24.02.18
J	REFUSE VEHICLE TRACKING UPDATED TO SUIT REVISED ROADS	CC	AT	23.02.17
I	BUS TRACKING UPDATED TO SUIT REVISED LAYOUT	CC	AT	16.08.17
H	BUS TRACKING UPDATED TO SUIT REVISED LAYOUT	CC	AT	16.08.17
G	OVER RUN STEP SHOWN BY WISDOMING	CC	AT	15.08.17
F	BELMOUTH AMENDED TO SUIT REVISED PHASE 7A LAYOUT	CC	AT	03.04.17
E	VEHICLE TRACKING ADDED TO SUIT REVISED TO RANGES 8 AND 4	CC	AT	03.02.17
D	20M LONG SINGLE CROSSING TRACKING ADDED	CC	AT	17.02.17
C	TRACKING REVISED TO SUIT CLIENTS COMMENTS	CC	AT	11.01.17
B	TRACKING ADDED	CC	AT	20.12.16

PRELIMINARY INFORMATION TENDER CONSTRUCTION AS BUILT

WOODS HARDWICK
ARCHITECTS, ENGINEERS AND DEVELOPMENT CONSULTANTS

TITLE: UPPER HEYFORD
DETAILS: TRIDENT ROADS GENERAL ARRANGEMENT/ TRACKING
SCALE: 1:500 @ A0 DATE: NOVEMBER 2016 DRAWING: AGH CHK: ECM

Please consider the environment before printing this drawing
Heathcote, Fife Engineer
HEYF-5-1000 N