
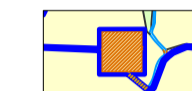
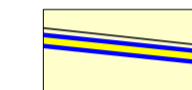



Total Area 12.82ha

-  Application boundary
-  Temporary construction compound
-  Existing farm track
-  Land outside the application boundary under the control or with access rights of the applicant

| | |
|------------------|------------|
| Date: | 27/11/2019 |
| Initial Issue: | 21/11/2018 |
| Revision Number: | 9 |

Company Name and Address:
 IPV Flexgen Limited, Concorde House
 24 Warwick New Road
 Leamington Spa
 CV32 5JG



Project Name and Address:
 Duns Tew Energy Park
 Duns Tew
 Bicester
 Oxfordshire
 OX25 6JJ

Drawing: Duns Tew Energy Park location Plan

| | |
|----------------------------------|-------------------------------|
| Project: Duns Tew Energy Park | Drawing Number: PV-0446-02 |
|----------------------------------|-------------------------------|

| | |
|---------------------|-----------------|
| Scale: 1:2500@A1 | Drawn By: JC |
|---------------------|-----------------|