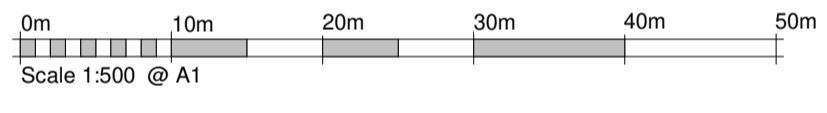


- General Notes:**
1. Stable Architecture retain full copyright of the design and of the content of this drawing.
 2. Do not scale drawings. Dimensions govern.
 3. All dimensions are in millimetres unless noted otherwise.
 4. All dimensions shall be verified on site before proceeding with the work.
 5. Stable Architecture shall be notified in writing of any discrepancies.
 6. Contractor/builder to carry out their own survey work prior to quantification and construction.

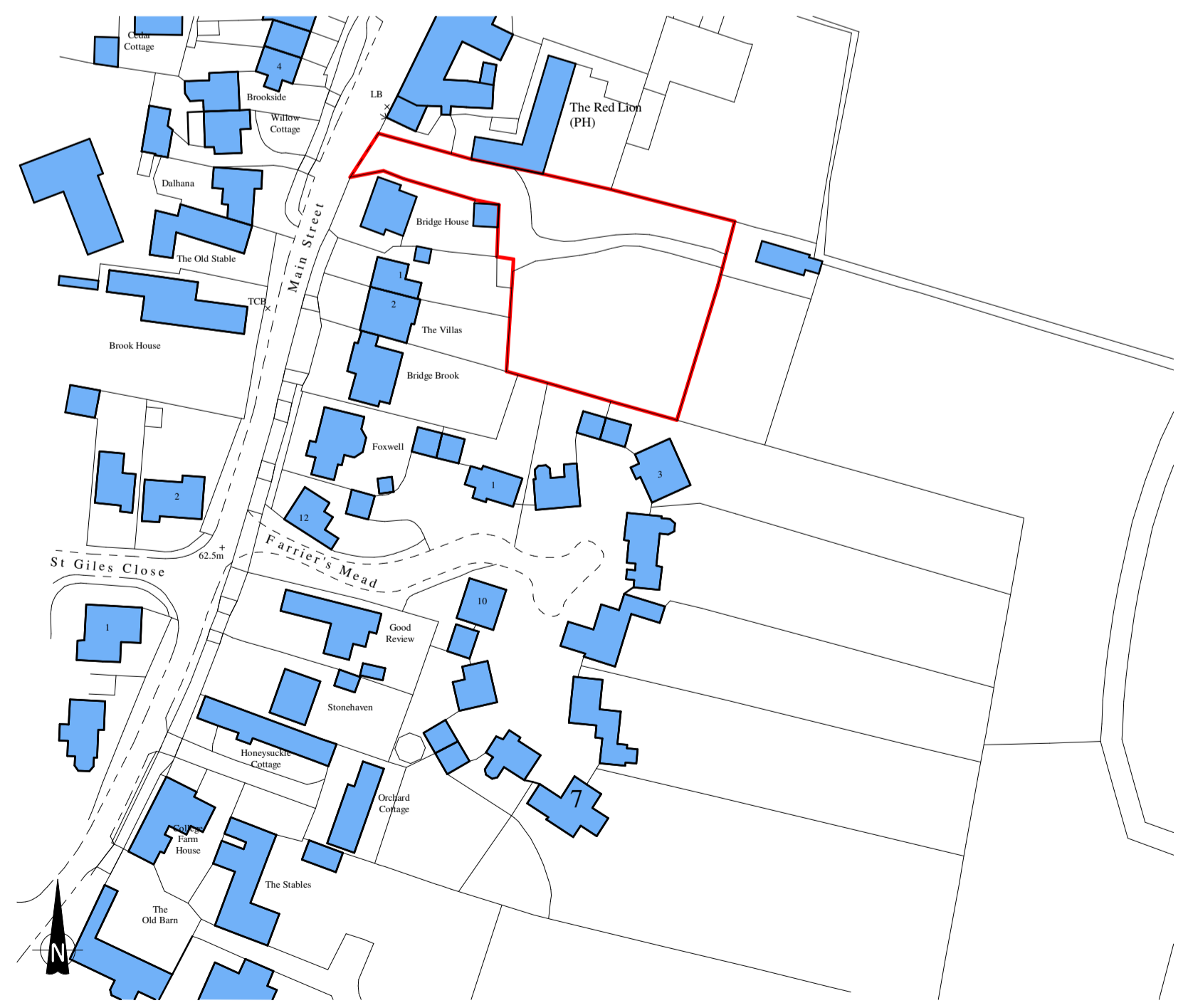


Block Plan

1 : 500

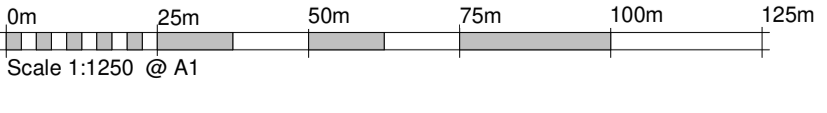


Ordnance Survey (c) Crown Copyright 2022
All rights reserved. Licence number 100022432




Location Plan

1 : 1250



Site Plans



STABLE ARCHITECTURE
. JEREMY DUNN .
 17 FIR TREE CLOSE
 BANBURY
 OXON OX16 1JS
 MOBILE (07710) 461860
 TELEPHONE (01295) 270565
 EMAIL - stablearchitecture@me.com
 ©Stable Architecture Ltd

Job: Bridge House Farm
Wendlebury

Client: SGJ Ltd
Bridge House Farm,
Wendlebury

Drawing No: 7439-01 Date: 17/03/2022 Scale: As indicated @ A2