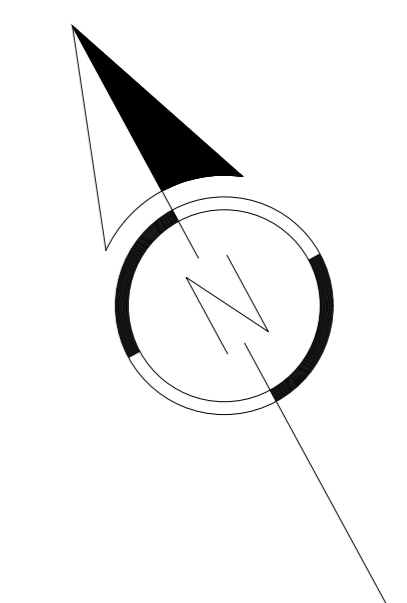





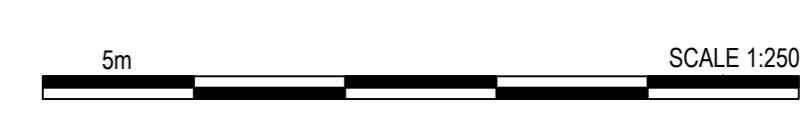


SCALE FOR PLANNING PURPOSES ONLY
 Architects are to be notified of any discrepancies.
 Contractors must check all dimensions on site.
 This drawing is subject to copyright laws and is for use on this project only.
 This drawing is to be used solely for the information as stated only.
 For other information refer to the latest revision of any cross referenced drawings.
 To be read in conjunction with relevant design standards/protocols.



- KEY**
-   1500 X 1500mm Louvres
 -  IF Centrifugal variable speed induction fans for high temperature, normal & smoke extraction ventilation, rated at 300°C for 2 hours (F300 Certified) mounted at approx. 5-6m AFFL to underside.
 -  Louvre for smoke ventilation system for make-up air. 12000 X 2000mm Louvres
 -  CO CO Sensors mounted at 1.8m AFFL linked to vehicle exhaust & smoke ventilation system

To be read in conjunction with specialist drawings.



A	27.01.21	UPDATED FOLLOWING COMMENTS	AH	MA
	22.01.21	FIRST ISSUE	AH	MA
REV/DATE		DESCRIPTION		DRN/CKD

STATUS: **PLANNING**

CLIENT: **LYSANDER**

PROJECT NAME: **SOUTHAM ROAD, BANBURY**

PROJECT ADDRESS: **Southam Rd, Banbury OX16 2DJ**

DRAWING TITLE: **PROPOSED GROUND FLOOR & MEZZANINE PLAN**

JOB NO:	DRG NO:	REVISION:
20-6507	P05	#
DATE:	SCALE:	SHEET SIZE:
JAN21	1:250	A0

S+SA ARCHITECTS
 1 CARDALE PARK, BECKWITH HEAD ROAD,
 HARROGATE HG3 1RZ
 www.ssa-architects.co.uk
 T: 01423 856999