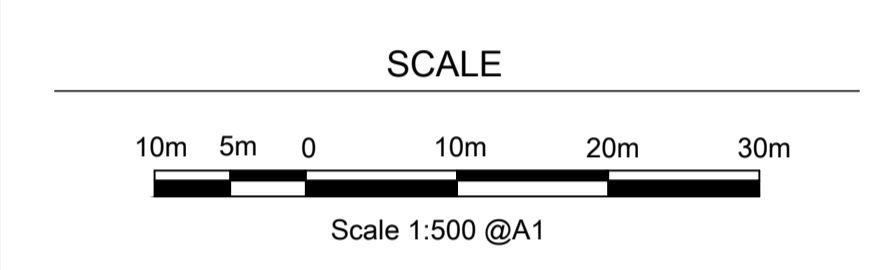




- NOTES**
- This drawing is to be read in conjunction with all relevant Architects and Bailey Johnson Hayes drawings and specifications.
 - Do not scale. Work only to figured dimensions.
 - All dimensions to be confirmed on site prior to commencement of work.
 - Proposed Site Plan from Cornish Architects- Drawing Ref: 23022 - TP - 002 Rev -
 - Topographical Survey by MK Surveys: Drawing Ref: 33239 Rev 1
 - Soft Landscaping and Planting by Laird Bailey.
 - Tree Retention Plan & Arboricultural Survey by Tyler Grange.

- CBR NOTES**
- The thickness of sub-bases described in the details on this drawing are applicable to formations with recorded CBR values of greater than 5%.
 - The following requirements are necessary for CBR's below:
 - CBR (1%) - Sub-grade improvement
 - CBR (2%) - Sub-grade improvement layer (May be incorporated into capping layer to provide a total layer thickness of 350mm)
 - CBR (3%) - 225mm of appropriate capping material
 - CBR (4%) - 150mm of appropriate capping material
 - Note: - All capping to be approved by engineer prior to works

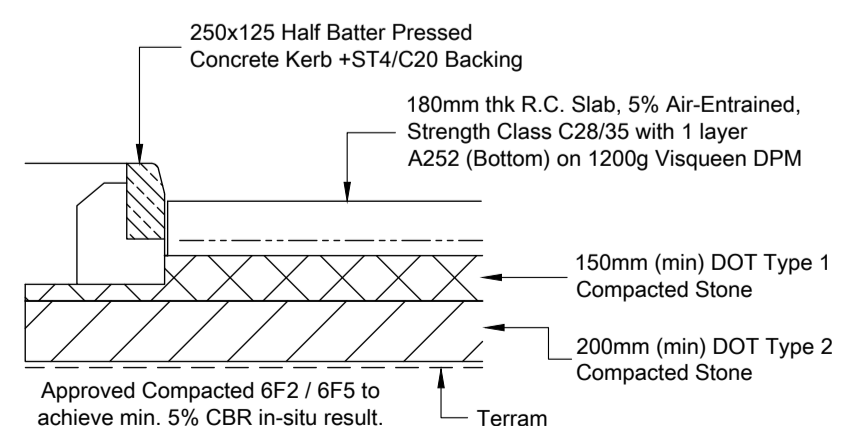


- LEGEND**
- Proposed Building
 - 180mm thk RC Yard Slab
 - 80mm Permeable Block Paving
 - 60mm Footpath Block Paving
 - Asphalt Estate Road
 - Bitmac Footways
 - PRoW Grass Footpath

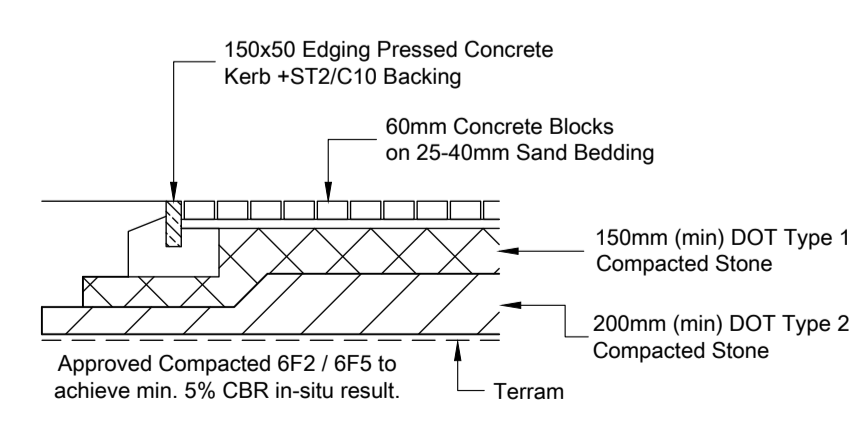
TOWN PLANNING

| | | |
|---|----------|---------------------------------------|
| G | 09.05.24 | Issued for Planning Submission |
| F | 26.04.24 | Vegetation retained + Ditches updated |
| E | 19.04.24 | Issued for Planning Submission |
| D | 18.04.24 | Site layout updated + ditches added |
| C | 03.04.24 | Issued for Approval |
| B | 25.03.24 | Updated to latest Site Layout |
| A | 26.01.24 | Site layout updated |

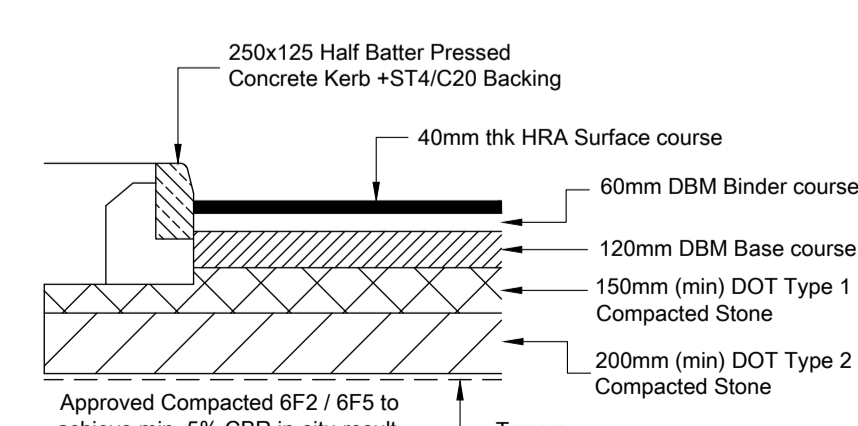
External Works & Levels 1:500



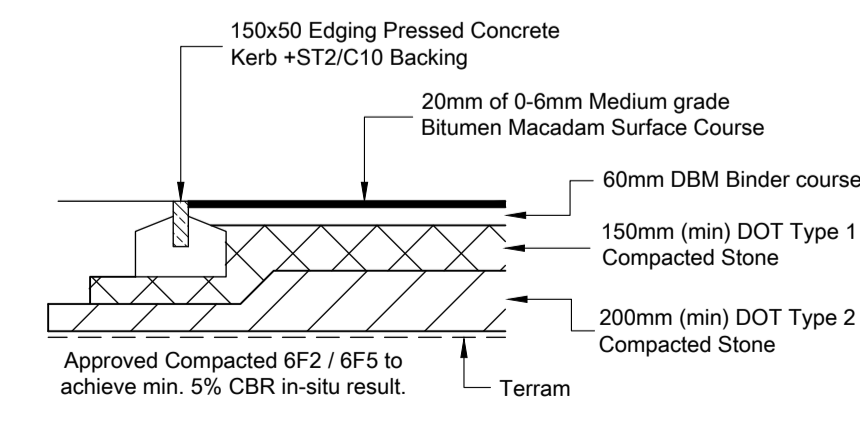
RC Yard Detail 1:25



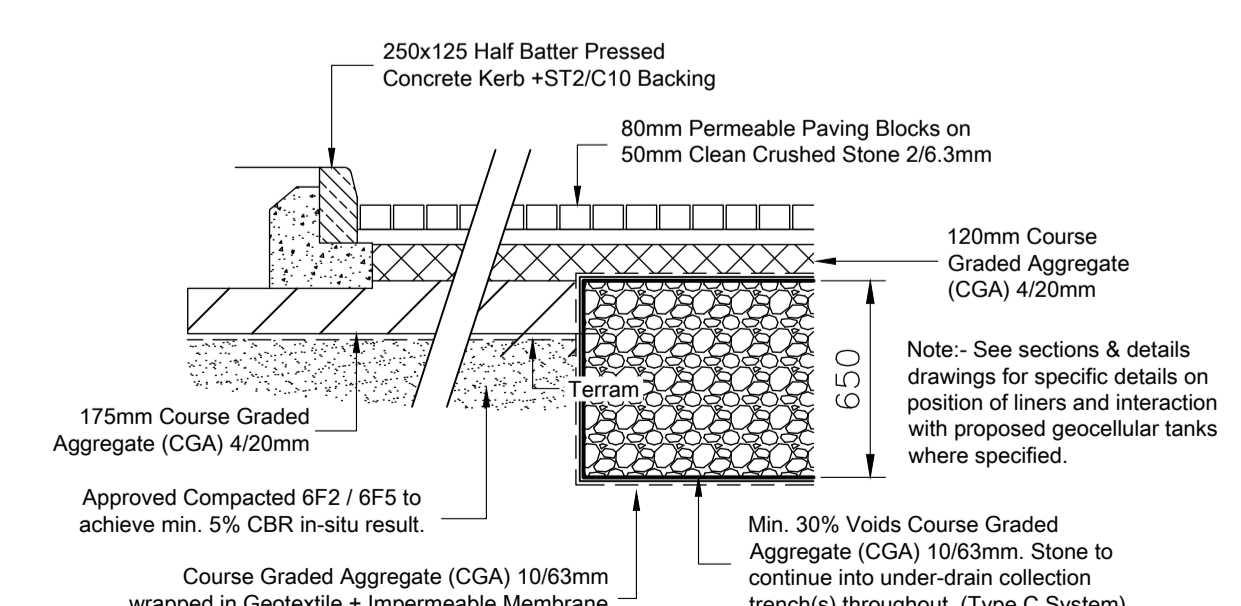
Block Footpath 1:25



Asphalt Road 1:25



Bitmac Footpath 1:25



Permeable Block Paving 1:25

Revision Schedule

| Rev | Date | Revision Description |
|-----|----------|---------------------------------------|
| G | 09.05.24 | Issued for Planning Submission |
| F | 26.04.24 | Vegetation retained + Ditches updated |
| E | 19.04.24 | Issued for Planning Submission |
| D | 18.04.24 | Site layout updated + ditches added |
| C | 03.04.24 | Issued for Approval |
| B | 25.03.24 | Updated to latest Site Layout |
| A | 26.01.24 | Site layout updated |

Client

Drawing Title

External Works & Levels

BAILEY JOHNSON HAYES
Consulting Engineers

ST. ALBANS: Suite 4, Phoenix House, 63 Campfield Rd, ST. ALBANS, Herts AL1 5FL

Scale: 1:500 @A1
Date: 22.01.24
Drawn: JNG

Drawing Number: S1502-01 G