

TIME PERIOD	TOTAL VEHICLES	MOTOR-CYCLES	MOTOR-CYCLES%	CARS	CARS %	LGV	LGV %	HGV	HGV %	BUS	BUS %
03:00	6	0	0.0	5	83.3	1	16.7	0	0.0	0	0.0
04:00	7	0	0.0	5	71.4	1	14.3	1	14.3	0	0.0
05:00	20	0	0.0	17	85.0	2	10.0	1	5.0	0	0.0
06:00	86	2	2.3	68	79.1	14	16.3	2	2.3	0	0.0
07:00	199	2	1.0	171	85.9	21	10.6	3	1.5	2	1.0
08:00	272	0	0.0	232	85.3	34	12.5	6	2.2	0	0.0
09:00	230	0	0.0	182	79.1	42	18.3	6	2.6	0	0.0
10:00	203	0	0.0	170	83.7	23	11.3	9	4.4	1	0.5
11:00	183	9	4.9	139	76.0	28	15.3	7	3.8	0	0.0
12:00	212	4	1.9	171	80.7	28	13.2	9	4.3	0	0.0
13:00	265	0	0.0	222	83.8	31	11.7	10	3.8	2	0.8
14:00	239	2	0.8	202	84.5	29	12.1	5	2.1	1	0.4
15:00	288	0	0.0	245	85.1	38	13.2	4	1.4	1	0.4
16:00	330	4	1.2	283	85.8	37	11.2	6	1.8	0	0.0
17:00	385	6	1.6	347	90.1	27	7.0	5	1.3	0	0.0
18:00	264	1	0.4	245	92.8	18	6.8	0	0.0	0	0.0
19:00	176	4	2.3	157	89.2	14	8.0	1	0.6	0	0.0
20:00	161	5	3.1	144	89.4	11	6.8	1	0.6	0	0.0
21:00	93	0	0.0	89	95.7	4	4.3	0	0.0	0	0.0
22:00	67	0	0.0	63	94.0	3	4.5	1	1.5	0	0.0
23:00	36	1	2.8	31	86.1	3	8.3	1	2.8	0	0.0
12H,7-19	3070	28	0.9	2609	85.0	356	11.6	70	2.3	7	0.2
16H,6-22	3586	39	1.1	3067	85.5	399	11.1	74	2.1	7	0.2
18H,6-24	3689	40	1.1	3161	85.7	405	11.0	76	2.1	7	0.2
24H,0-24	3759	41	1.1	3217	85.6	415	11.0	79	2.1	7	0.2
Thu 15-Jul-21											
00:00	17	0	0.0	16	94.1	1	5.9	0	0.0	0	0.0
01:00	13	0	0.0	11	84.6	2	15.4	0	0.0	0	0.0
02:00	7	0	0.0	6	85.7	1	14.3	0	0.0	0	0.0
03:00	6	0	0.0	3	50.0	2	33.3	1	16.7	0	0.0
04:00	10	0	0.0	8	80.0	0	0.0	2	20.0	0	0.0
05:00	22	0	0.0	21	95.5	1	4.6	0	0.0	0	0.0
06:00	99	2	2.0	84	84.9	9	9.1	4	4.0	0	0.0

TIME PERIOD	TOTAL VEHICLES	MOTOR-CYCLES	MOTOR-CYCLES%	CARS	CARS %	LGV	LGV %	HGV	HGV %	BUS	BUS %
07:00	220	1	0.5	185	84.1	26	11.8	6	2.7	2	0.9
08:00	255	3	1.2	211	82.8	34	13.3	6	2.4	1	0.4
09:00	170	0	0.0	133	78.2	29	17.1	8	4.7	0	0.0
10:00	213	0	0.0	172	80.8	34	16.0	6	2.8	1	0.5
11:00	184	3	1.6	153	83.2	23	12.5	5	2.7	0	0.0
12:00	216	3	1.4	186	86.1	22	10.2	5	2.3	0	0.0
13:00	225	0	0.0	181	80.4	35	15.6	8	3.6	1	0.4
14:00	261	5	1.9	206	78.9	36	13.8	10	3.8	4	1.5
15:00	258	1	0.4	224	86.8	27	10.5	6	2.3	0	0.0
16:00	321	3	0.9	282	87.9	30	9.4	6	1.9	0	0.0
17:00	327	2	0.6	295	90.2	26	8.0	4	1.2	0	0.0
18:00	242	0	0.0	219	90.5	22	9.1	1	0.4	0	0.0
19:00	183	3	1.6	166	90.7	14	7.7	0	0.0	0	0.0
20:00	136	3	2.2	124	91.2	9	6.6	0	0.0	0	0.0
21:00	98	3	3.1	90	91.8	5	5.1	0	0.0	0	0.0
22:00	76	1	1.3	66	86.8	9	11.8	0	0.0	0	0.0
23:00	35	0	0.0	31	88.6	4	11.4	0	0.0	0	0.0
12H,7-19	2892	21	0.7	2447	84.6	344	11.9	71	2.5	9	0.3
16H,6-22	3408	32	0.9	2911	85.4	381	11.2	75	2.2	9	0.3
18H,6-24	3519	33	0.9	3008	85.5	394	11.2	75	2.1	9	0.3
24H,0-24	3594	33	0.9	3073	85.5	401	11.2	78	2.2	9	0.3
Fri 16-Jul-21											
00:00	16	0	0.0	13	81.3	2	12.5	1	6.3	0	0.0
01:00	11	0	0.0	10	90.9	0	0.0	1	9.1	0	0.0
02:00	11	0	0.0	10	90.9	1	9.1	0	0.0	0	0.0
03:00	7	0	0.0	6	85.7	0	0.0	1	14.3	0	0.0
04:00	9	0	0.0	7	77.8	2	22.2	0	0.0	0	0.0
05:00	21	0	0.0	21	100.0	0	0.0	0	0.0	0	0.0
06:00	84	3	3.6	72	85.7	8	9.5	1	1.2	0	0.0
07:00	203	1	0.5	169	83.3	25	12.3	6	3.0	2	1.0
08:00	204	0	0.0	170	83.3	29	14.2	5	2.5	0	0.0
09:00	201	2	1.0	160	79.6	30	14.9	8	4.0	1	0.5
10:00	180	3	1.7	151	83.9	19	10.6	7	3.9	0	0.0

10629 BAYNARDS GREEN Site No: 10629001 Location B4100 Baynards Green (west of svcs)
 Tue 13-Jul-21 to Mon 19-Jul-21 Channel: Northwestbound

TIME PERIOD	TOTAL VEHICLES	MOTOR-CYCLES	MOTOR-CYCLES%	CARS	CARS %	LGV	LGV %	HGV	HGV %	BUS	BUS %
11:00	180	3	1.7	148	82.2	22	12.2	6	3.3	1	0.6
12:00	209	2	1.0	172	82.3	29	13.9	6	2.9	0	0.0
13:00	274	4	1.5	235	85.8	25	9.1	8	2.9	2	0.7
14:00	248	9	3.6	203	81.9	28	11.3	5	2.0	3	1.2
15:00	276	3	1.1	236	85.5	30	10.9	7	2.5	0	0.0
16:00	304	1	0.3	249	81.9	46	15.1	8	2.6	0	0.0
17:00	313	4	1.3	271	86.6	37	11.8	1	0.3	0	0.0
18:00	259	4	1.5	234	90.4	19	7.3	2	0.8	0	0.0
19:00	193	4	2.1	175	90.7	12	6.2	2	1.0	0	0.0
20:00	149	1	0.7	138	92.6	7	4.7	3	2.0	0	0.0
21:00	129	2	1.6	118	91.5	9	7.0	0	0.0	0	0.0
22:00	95	1	1.1	87	91.6	6	6.3	1	1.1	0	0.0
23:00	54	0	0.0	52	96.3	2	3.7	0	0.0	0	0.0
12H,7-19	2851	36	1.3	2398	84.1	339	11.9	69	2.4	9	0.3
16H,6-22	3406	46	1.4	2901	85.2	375	11.0	75	2.2	9	0.3
18H,6-24	3555	47	1.3	3040	85.5	383	10.8	76	2.1	9	0.3
24H,0-24	3630	47	1.3	3107	85.6	388	10.7	79	2.2	9	0.3
Sat 17-Jul-21											
00:00	25	0	0.0	22	88.0	3	12.0	0	0.0	0	0.0
01:00	18	0	0.0	15	83.3	3	16.7	0	0.0	0	0.0
02:00	10	0	0.0	6	60.0	3	30.0	1	10.0	0	0.0
03:00	9	0	0.0	6	66.7	2	22.2	1	11.1	0	0.0
04:00	11	0	0.0	11	100.0	0	0.0	0	0.0	0	0.0
05:00	18	0	0.0	15	83.3	2	11.1	1	5.6	0	0.0
06:00	35	1	2.9	27	77.1	6	17.1	1	2.9	0	0.0
07:00	77	0	0.0	71	92.2	4	5.2	2	2.6	0	0.0
08:00	115	4	3.5	91	79.1	18	15.7	2	1.7	0	0.0
09:00	178	7	3.9	159	89.3	11	6.2	1	0.6	0	0.0
10:00	225	1	0.4	199	88.4	22	9.8	3	1.3	0	0.0
11:00	203	4	2.0	180	88.7	16	7.9	3	1.5	0	0.0
12:00	255	2	0.8	238	93.3	14	5.5	1	0.4	0	0.0
13:00	249	6	2.4	224	90.0	18	7.2	1	0.4	0	0.0
14:00	210	3	1.4	189	90.0	15	7.1	3	1.4	0	0.0

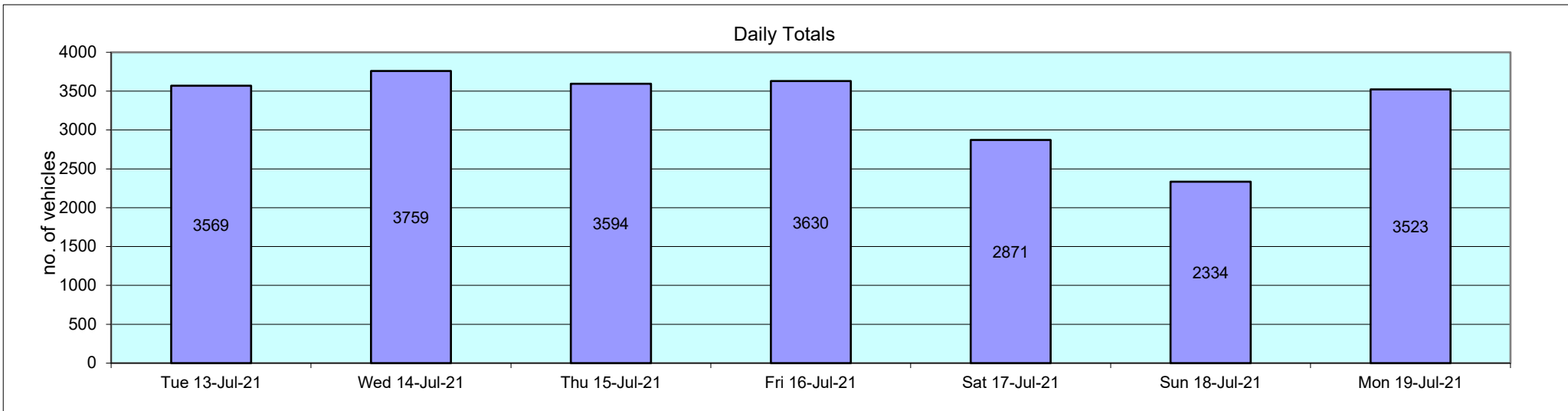
10629 BAYNARDS GREEN Site No: 10629001 Location B4100 Baynards Green (west of svcs)
 Tue 13-Jul-21 to Mon 19-Jul-21 Channel: Northwestbound

TIME PERIOD	TOTAL VEHICLES	MOTOR-CYCLES	MOTOR-CYCLES%	CARS	CARS %	LGV	LGV %	HGV	HGV %	BUS	BUS %
15:00	208	7	3.4	181	87.0	17	8.2	3	1.4	0	0.0
16:00	185	3	1.6	171	92.4	11	6.0	0	0.0	0	0.0
17:00	191	6	3.1	175	91.6	8	4.2	2	1.1	0	0.0
18:00	171	1	0.6	160	93.6	10	5.9	0	0.0	0	0.0
19:00	139	3	2.2	128	92.1	8	5.8	0	0.0	0	0.0
20:00	114	0	0.0	106	93.0	8	7.0	0	0.0	0	0.0
21:00	108	1	0.9	100	92.6	4	3.7	3	2.8	0	0.0
22:00	64	0	0.0	60	93.8	3	4.7	1	1.6	0	0.0
23:00	53	3	5.7	48	90.6	2	3.8	0	0.0	0	0.0
12H,7-19	2267	44	1.9	2038	89.9	164	7.2	21	0.9	0	0.0
16H,6-22	2663	49	1.8	2399	90.1	190	7.1	25	0.9	0	0.0
18H,6-24	2780	52	1.9	2507	90.2	195	7.0	26	0.9	0	0.0
24H,0-24	2871	52	1.8	2582	89.9	208	7.2	29	1.0	0	0.0
Sun 18-Jul-21											
00:00	37	0	0.0	30	81.1	7	18.9	0	0.0	0	0.0
01:00	13	1	7.7	11	84.6	1	7.7	0	0.0	0	0.0
02:00	11	0	0.0	10	90.9	1	9.1	0	0.0	0	0.0
03:00	11	0	0.0	9	81.8	1	9.1	1	9.1	0	0.0
04:00	8	0	0.0	7	87.5	1	12.5	0	0.0	0	0.0
05:00	11	0	0.0	11	100.0	0	0.0	0	0.0	0	0.0
06:00	23	0	0.0	22	95.7	1	4.4	0	0.0	0	0.0
07:00	51	4	7.8	46	90.2	1	2.0	0	0.0	0	0.0
08:00	75	3	4.0	63	84.0	7	9.3	2	2.7	0	0.0
09:00	110	7	6.4	94	85.5	7	6.4	2	1.8	0	0.0
10:00	161	6	3.7	147	91.3	6	3.7	0	0.0	2	1.2
11:00	171	5	2.9	157	91.8	8	4.7	0	0.0	1	0.6
12:00	205	5	2.4	183	89.3	16	7.8	1	0.5	0	0.0
13:00	163	2	1.2	148	90.8	10	6.1	3	1.8	0	0.0
14:00	177	2	1.1	164	92.7	11	6.2	0	0.0	0	0.0
15:00	166	1	0.6	151	91.0	12	7.2	2	1.2	0	0.0
16:00	152	2	1.3	141	92.8	9	5.9	0	0.0	0	0.0
17:00	156	7	4.5	141	90.4	5	3.2	3	1.9	0	0.0
18:00	156	3	1.9	137	87.8	15	9.6	1	0.6	0	0.0

TIME PERIOD	TOTAL VEHICLES	MOTOR-CYCLES	MOTOR-CYCLES%	CARS	CARS %	LGV	LGV %	HGV	HGV %	BUS	BUS %
19:00	164	1	0.6	152	92.7	11	6.7	0	0.0	0	0.0
20:00	150	6	4.0	134	89.3	9	6.0	1	0.7	0	0.0
21:00	78	0	0.0	75	96.2	3	3.9	0	0.0	0	0.0
22:00	58	0	0.0	55	94.8	3	5.2	0	0.0	0	0.0
23:00	27	0	0.0	22	81.5	5	18.5	0	0.0	0	0.0
12H,7-19	1743	47	2.7	1572	90.2	107	6.1	14	0.8	3	0.2
16H,6-22	2158	54	2.5	1955	90.6	131	6.1	15	0.7	3	0.1
18H,6-24	2243	54	2.4	2032	90.6	139	6.2	15	0.7	3	0.1
24H,0-24	2334	55	2.4	2110	90.4	150	6.4	16	0.7	3	0.1
Mon 19-Jul-21											
00:00	18	1	5.6	15	83.3	2	11.1	0	0.0	0	0.0
01:00	8	0	0.0	6	75.0	1	12.5	1	12.5	0	0.0
02:00	11	0	0.0	8	72.7	3	27.3	0	0.0	0	0.0
03:00	8	0	0.0	7	87.5	1	12.5	0	0.0	0	0.0
04:00	12	0	0.0	8	66.7	3	25.0	1	8.3	0	0.0
05:00	22	0	0.0	19	86.4	0	0.0	3	13.6	0	0.0
06:00	85	1	1.2	70	82.4	13	15.3	0	0.0	1	1.2
07:00	187	1	0.5	159	85.0	22	11.8	2	1.1	3	1.6
08:00	222	2	0.9	174	78.4	36	16.2	9	4.1	1	0.5
09:00	182	0	0.0	150	82.4	24	13.2	7	3.9	1	0.6
10:00	211	3	1.4	169	80.1	35	16.6	4	1.9	0	0.0
11:00	213	2	0.9	167	78.4	33	15.5	9	4.2	2	0.9
12:00	226	0	0.0	182	80.5	33	14.6	11	4.9	0	0.0
13:00	249	1	0.4	203	81.5	30	12.1	14	5.6	1	0.4
14:00	250	4	1.6	201	80.4	36	14.4	7	2.8	2	0.8
15:00	285	4	1.4	236	82.8	34	11.9	11	3.9	0	0.0
16:00	323	3	0.9	273	84.5	39	12.1	8	2.5	0	0.0
17:00	344	5	1.5	305	88.7	27	7.9	7	2.0	0	0.0
18:00	234	3	1.3	206	88.0	24	10.3	1	0.4	0	0.0
19:00	152	5	3.3	133	87.5	12	7.9	2	1.3	0	0.0
20:00	118	0	0.0	106	89.8	11	9.3	1	0.9	0	0.0
21:00	71	0	0.0	65	91.6	5	7.0	1	1.4	0	0.0
22:00	57	1	1.8	51	89.5	5	8.8	0	0.0	0	0.0

10629 BAYNARDS GREEN Site No: 10629001 Location B4100 Baynards Green (west of svcs)
 Tue 13-Jul-21 to Mon 19-Jul-21 Channel: Northwestbound

TIME PERIOD	TOTAL VEHICLES	MOTOR-CYCLES	MOTOR-CYCLES%	CARS	CARS %	LGV	LGV %	HGV	HGV %	BUS	BUS %
23:00	35	3	8.6	29	82.9	2	5.7	0	0.0	1	2.9
12H,7-19	2926	28	1.0	2425	82.9	373	12.8	90	3.1	10	0.3
16H,6-22	3352	34	1.0	2799	83.5	414	12.4	94	2.8	11	0.3
18H,6-24	3444	38	1.1	2879	83.6	421	12.2	94	2.7	12	0.4
24H,0-24	3523	39	1.1	2942	83.5	431	12.2	99	2.8	12	0.3
Daily Totals											
Tue 13-Jul-21	3569	29	0.8	3007	84.3	407	11.4	119	3.3	7	0.2
Wed 14-Jul-21	3759	41	1.1	3217	85.6	415	11.0	79	2.1	7	0.2
Thu 15-Jul-21	3594	33	0.9	3073	85.5	401	11.2	78	2.2	9	0.3
Fri 16-Jul-21	3630	47	1.3	3107	85.6	388	10.7	79	2.2	9	0.3
Sat 17-Jul-21	2871	52	1.8	2582	89.9	208	7.2	29	1.0	0	0.0
Sun 18-Jul-21	2334	55	2.4	2110	90.4	150	6.4	16	0.7	3	0.1
Mon 19-Jul-21	3523	39	1.1	2942	83.5	431	12.2	99	2.8	12	0.3
Total Vehicles											
[--]	23280	296	1.3	20038	86.4	2400	10.0	499	2.0	47	0.2



10629 BAYNARDS GREEN Site No: 10629001 Location B4100 Baynards Green (west of svcs)
 Tue 13-Jul-21 to Mon 19-Jul-21 Channel: Northwestbound

Time Period	Total Vehicles	85%ile Speed	Mean Speed	Stand Dev.	<11Mph	11-<21	21-<31	31-<41	41-<46	46-<51	51-<56	56-<61	61-<66	66-<71	71-<76	=>76
-------------	----------------	--------------	------------	------------	--------	--------	--------	--------	--------	--------	--------	--------	--------	--------	--------	------

Tue 13-Jul-21

00:00	10	61	45.8	11.4	0	0	0	3	5	0	0	0	1	1	0	0
01:00	8	-	42.9	13.2	0	0	1	3	2	0	1	0	0	1	0	0
02:00	6	-	39.3	6	0	0	0	4	1	1	0	0	0	0	0	0
03:00	8	-	39.1	10.2	0	0	2	2	2	1	1	0	0	0	0	0
04:00	14	46.7	40.6	6.8	0	0	1	5	5	3	0	0	0	0	0	0
05:00	17	50.9	45.1	7.4	0	0	0	5	3	6	2	1	0	0	0	0
06:00	88	50.6	43.5	8.1	0	1	3	23	26	23	10	1	0	1	0	0
07:00	155	48.8	41.9	7.5	0	0	7	55	53	29	8	2	0	0	0	1
08:00	267	47.7	40.8	7	0	0	10	125	78	39	9	5	1	0	0	0
09:00	215	47.1	40.8	7.1	0	0	9	97	71	24	8	4	2	0	0	0
10:00	212	45.9	39.6	6.9	0	0	13	108	60	24	5	1	0	1	0	0
11:00	199	48.5	40.4	7.7	0	2	9	97	44	33	11	1	2	0	0	0
12:00	198	45.7	39.9	6.7	0	0	12	92	68	19	4	3	0	0	0	0
13:00	220	48.1	41	7.4	0	0	5	110	60	28	10	4	2	0	1	0
14:00	248	46.9	40.6	7.2	0	0	8	123	74	28	9	3	1	1	1	0
15:00	250	48.6	41.7	7.1	0	0	9	98	81	46	10	3	3	0	0	0
16:00	296	48.6	42.5	6.6	1	0	4	91	129	50	15	4	2	0	0	0
17:00	406	49.8	43.1	7.2	0	0	8	125	150	81	29	8	2	2	1	0
18:00	267	51	44.3	7.5	0	1	7	60	93	66	29	9	0	2	0	0
19:00	192	52.4	44.5	7.9	0	0	6	42	77	32	20	11	2	2	0	0
20:00	130	49.9	43.6	7.2	0	0	5	27	60	23	9	4	2	0	0	0
21:00	75	52.3	44.7	8.3	0	0	1	21	24	15	9	2	2	0	1	0
22:00	55	51.7	43	8.1	0	0	3	16	19	7	9	0	1	0	0	0
23:00	33	50.4	44	7.1	0	0	0	12	5	12	3	1	0	0	0	0
12H,7-19	2933	48.6	41.6	7.3	1	3	101	1181	961	467	147	47	15	6	3	1
16H,6-22	3418	49.1	41.9	7.4	1	4	116	1294	1148	560	195	65	21	9	4	1
18H,6-24	3506	49.1	42	7.4	1	4	119	1322	1172	579	207	66	22	9	4	1
24H,0-24	3569	49.1	42	7.4	1	4	123	1344	1190	590	211	67	23	11	4	1

Wed 14-Jul-21

00:00	19	49.3	42.2	8.1	0	0	1	7	5	4	1	1	0	0	0	0
01:00	11	50.3	39.9	10.3	0	0	2	4	3	0	1	1	0	0	0	0
02:00	7	-	43.5	5.9	0	0	0	2	2	3	0	0	0	0	0	0
03:00	6	-	35.6	6.1	0	0	1	4	1	0	0	0	0	0	0	0

10629 BAYNARDS GREEN Site No: 10629001 Location B4100 Baynards Green (west of svcs)
 Tue 13-Jul-21 to Mon 19-Jul-21 Channel: Northwestbound

Time Period	Total Vehicles	85%ile Speed	Mean Speed	Stand Dev.	<11Mph	11-<21	21-<31	31-<41	41-<46	46-<51	51-<56	56-<61	61-<66	66-<71	71-<76	=>76
04:00	7	-	39.9	9.4	0	0	1	3	1	1	1	0	0	0	0	0
05:00	20	46.6	41.9	5.3	0	0	0	7	9	4	0	0	0	0	0	0
06:00	86	49.5	43.7	6.4	0	0	1	21	36	21	5	1	1	0	0	0
07:00	199	47.8	41.7	6.1	0	0	0	84	74	30	8	3	0	0	0	0
08:00	272	47.6	41.3	6.2	0	0	3	119	95	42	9	4	0	0	0	0
09:00	230	47.8	41.7	7	0	0	7	87	89	33	6	5	2	1	0	0
10:00	203	45.6	40.4	6.9	0	0	10	87	81	17	4	2	1	0	1	0
11:00	183	48.7	41.5	7.9	0	0	9	75	56	28	7	5	1	2	0	0
12:00	212	48.5	41.1	7.9	0	0	17	78	68	34	7	6	2	0	0	0
13:00	265	47	40.3	7.1	1	0	16	112	89	33	13	1	0	0	0	0
14:00	239	47.9	40.9	7.9	0	0	17	96	75	38	7	2	2	0	2	0
15:00	288	49.4	41.7	7.9	0	0	19	105	82	56	15	9	2	0	0	0
16:00	330	49.6	42.4	7.5	0	0	15	111	103	71	18	10	1	1	0	0
17:00	385	49.7	43.4	6.8	0	0	6	108	153	80	26	9	1	1	1	0
18:00	264	51	44.7	7.1	0	0	4	58	96	66	28	9	1	1	1	0
19:00	176	52.8	44.5	8.7	0	0	7	46	51	37	23	3	7	2	0	0
20:00	161	50.6	44.3	7.6	0	0	4	37	63	35	12	4	6	0	0	0
21:00	93	52.3	44.8	8.7	0	0	4	20	31	22	6	7	2	0	1	0
22:00	67	49.7	41.6	8.9	0	0	8	18	26	6	6	1	2	0	0	0
23:00	36	54.4	46	7.9	0	0	0	10	9	3	12	2	0	0	0	0
12H,7-19	3070	48.9	41.9	7.3	1	0	123	1120	1061	528	148	65	13	6	5	0
16H,6-22	3586	49.3	42.3	7.5	1	0	139	1244	1242	643	194	80	29	8	6	0
18H,6-24	3689	49.4	42.3	7.5	1	0	147	1272	1277	652	212	83	31	8	6	0
24H,0-24	3759	49.3	42.3	7.5	1	0	152	1299	1298	664	215	85	31	8	6	0
Thu 15-Jul-21																
00:00	17	50.9	44.8	7.3	0	0	0	5	4	5	2	1	0	0	0	0
01:00	13	48.6	43.1	5.8	0	0	0	4	4	5	0	0	0	0	0	0
02:00	7	-	40.3	4.6	0	0	0	3	4	0	0	0	0	0	0	0
03:00	6	-	40.6	10.1	0	0	1	2	1	1	1	0	0	0	0	0
04:00	10	45.2	42.3	5.7	0	0	0	3	6	0	1	0	0	0	0	0
05:00	22	49.3	44.2	6.7	0	0	1	3	9	8	0	1	0	0	0	0
06:00	99	49.9	41.5	8.9	0	0	13	28	24	24	7	2	1	0	0	0
07:00	220	49.2	42.8	6.8	0	0	6	64	87	46	12	2	3	0	0	0
08:00	255	48.1	41.4	7	0	0	9	103	88	38	12	3	2	0	0	0

10629 BAYNARDS GREEN Site No: 10629001 Location B4100 Baynards Green (west of svcs)
 Tue 13-Jul-21 to Mon 19-Jul-21 Channel: Northwestbound

Time Period	Total Vehicles	85%ile Speed	Mean Speed	Stand Dev.	<11Mph	11-<21	21-<31	31-<41	41-<46	46-<51	51-<56	56-<61	61-<66	66-<71	71-<76	=>76
09:00	170	47.7	41.4	6.5	0	0	4	70	60	29	4	2	1	0	0	0
10:00	213	46.3	39.7	7	0	0	17	98	64	26	7	1	0	0	0	0
11:00	184	47.1	40.7	7.2	0	1	6	84	60	22	8	2	0	0	1	0
12:00	216	45.8	39.8	6.2	0	0	7	115	64	23	6	1	0	0	0	0
13:00	225	46.2	40.5	6.6	0	0	7	108	75	22	11	1	1	0	0	0
14:00	261	48.5	41.1	7.6	0	0	18	100	85	37	16	3	1	1	0	0
15:00	258	49	41.9	7.4	0	0	4	112	82	35	17	5	1	1	0	1
16:00	321	49.6	42.7	7.1	0	0	7	110	103	72	22	5	1	0	1	0
17:00	327	49.2	42.5	7.3	0	0	7	120	111	61	16	8	2	1	1	0
18:00	242	50.1	43.7	7.4	0	0	6	64	89	56	17	6	2	1	1	0
19:00	183	51.7	44.5	8.3	0	0	2	54	58	39	15	9	4	0	1	1
20:00	136	50.3	44	8.4	0	1	4	34	44	37	7	6	1	1	0	1
21:00	98	53.6	44.3	9	0	0	6	25	26	18	15	5	3	0	0	0
22:00	76	50.3	43.8	7.3	0	0	0	24	29	13	6	2	1	1	0	0
23:00	35	50	44.4	6.5	0	0	0	10	8	14	2	1	0	0	0	0
12H,7-19	2892	48.6	41.6	7.1	0	1	98	1148	968	467	148	39	14	4	4	1
16H,6-22	3408	49.1	42	7.4	0	2	123	1289	1120	585	192	61	23	5	5	3
18H,6-24	3519	49.2	42	7.4	0	2	123	1323	1157	612	200	64	24	6	5	3
24H,0-24	3594	49.2	42	7.4	0	2	125	1343	1185	631	204	66	24	6	5	3
Fri 16-Jul-21																
00:00	16	48.8	40.8	8.6	0	0	2	5	5	2	2	0	0	0	0	0
01:00	11	55.6	42.4	10.2	0	0	1	4	3	1	0	2	0	0	0	0
02:00	11	50.3	44	8	0	0	0	4	3	2	1	1	0	0	0	0
03:00	7	-	38.9	5.7	0	0	0	5	1	1	0	0	0	0	0	0
04:00	9	-	38.5	8	0	0	1	5	2	0	1	0	0	0	0	0
05:00	21	51.6	46.7	6.7	0	0	0	3	6	8	3	0	1	0	0	0
06:00	84	50.2	44.4	6.7	0	0	2	15	37	20	7	2	1	0	0	0
07:00	203	49.3	42.6	6.9	0	0	2	75	69	39	13	3	1	1	0	0
08:00	204	49.3	42.4	7.4	0	0	5	74	74	30	15	3	2	0	1	0
09:00	201	48.6	41.2	7.9	0	1	7	91	56	30	12	2	0	0	1	1
10:00	180	48.8	41.9	7.1	0	0	6	68	62	30	10	2	2	0	0	0
11:00	180	48.9	41.3	7.2	0	0	8	76	48	35	11	2	0	0	0	0
12:00	209	48.7	41.6	7.6	0	0	8	86	65	34	9	5	1	0	0	1
13:00	274	47.9	40.8	7.3	0	1	12	121	85	35	14	5	0	1	0	0

10629 BAYNARDS GREEN Site No: 10629001 Location B4100 Baynards Green (west of svcs)
 Tue 13-Jul-21 to Mon 19-Jul-21 Channel: Northwestbound

Time Period	Total Vehicles	85%ile Speed	Mean Speed	Stand Dev.	<11Mph	11-<21	21-<31	31-<41	41-<46	46-<51	51-<56	56-<61	61-<66	66-<71	71-<76	=>76
14:00	248	47.7	41.2	7.1	0	1	10	95	94	31	13	2	2	0	0	0
15:00	276	49.6	42.1	7.2	0	0	10	102	90	45	25	3	1	0	0	0
16:00	304	49.1	42	7.6	1	0	11	110	101	56	19	3	2	0	0	1
17:00	313	49.8	43.2	7.5	0	0	10	90	114	68	18	6	5	1	1	0
18:00	259	49.8	43.9	7.2	0	0	6	62	98	70	13	5	3	1	0	1
19:00	193	50	43.3	7.6	0	0	3	59	77	31	16	4	1	0	0	2
20:00	149	49.7	42.7	7.7	0	0	4	52	56	19	8	8	1	1	0	0
21:00	129	50.2	43.1	7.3	0	0	6	33	49	25	13	3	0	0	0	0
22:00	95	49.9	42.8	8.7	0	0	7	27	30	21	3	3	4	0	0	0
23:00	54	50.2	43.7	9	0	0	1	19	17	10	3	1	1	1	1	0
12H,7-19	2851	49.2	42.1	7.4	1	3	95	1050	956	503	172	41	19	4	3	4
16H,6-22	3406	49.3	42.3	7.4	1	3	110	1209	1175	598	216	58	22	5	3	6
18H,6-24	3555	49.4	42.3	7.5	1	3	118	1255	1222	629	222	62	27	6	4	6
24H,0-24	3630	49.4	42.3	7.5	1	3	122	1281	1242	643	229	65	28	6	4	6
Sat 17-Jul-21																
00:00	25	50.6	43.6	7.2	0	0	0	9	7	5	3	1	0	0	0	0
01:00	18	50.5	44.1	9.3	0	0	2	2	7	4	2	0	1	0	0	0
02:00	10	47.7	39	10.9	0	1	1	2	3	3	0	0	0	0	0	0
03:00	9	-	43.8	6.8	0	0	0	3	2	3	1	0	0	0	0	0
04:00	11	44.2	38.3	7.3	0	0	2	3	6	0	0	0	0	0	0	0
05:00	18	44.5	38.5	7.8	0	0	2	10	4	0	2	0	0	0	0	0
06:00	35	47.9	40.4	7.8	0	0	4	12	11	6	2	0	0	0	0	0
07:00	77	49.6	43.5	6.7	0	0	0	24	28	18	5	0	2	0	0	0
08:00	115	49.3	42.8	7.7	0	0	5	32	45	23	7	2	0	0	0	1
09:00	178	48.3	41.5	7.7	0	0	10	65	63	28	9	1	0	0	2	0
10:00	225	47.3	41	7	0	0	9	96	78	30	10	0	0	1	1	0
11:00	203	48.9	41.2	8.1	0	1	14	78	62	29	12	5	1	1	0	0
12:00	255	49	41.2	8.1	0	4	12	99	71	51	14	3	0	0	0	1
13:00	249	49.1	41.6	8	1	0	10	100	76	39	15	5	1	1	1	0
14:00	210	49.2	42.3	7.9	0	0	8	75	70	39	9	5	1	2	1	0
15:00	208	50	42.2	7.6	0	1	5	83	60	34	20	2	3	0	0	0
16:00	185	49.3	42.6	7.7	0	1	3	66	66	31	12	2	1	2	1	0
17:00	191	50.4	43.7	8.6	0	0	7	53	73	33	13	4	4	1	2	1
18:00	171	50.1	43.1	7.3	0	0	5	53	57	36	13	6	1	0	0	0

10629 BAYNARDS GREEN Site No: 10629001 Location B4100 Baynards Green (west of svcs)
 Tue 13-Jul-21 to Mon 19-Jul-21 Channel: Northwestbound

Time Period	Total Vehicles	85%ile Speed	Mean Speed	Stand Dev.	<11Mph	11-<21	21-<31	31-<41	41-<46	46-<51	51-<56	56-<61	61-<66	66-<71	71-<76	=>76
19:00	139	53	44.4	8.7	0	0	7	35	38	31	17	9	1	0	1	0
20:00	114	49.6	41.8	8.1	0	0	6	45	31	20	9	2	0	0	1	0
21:00	108	50.5	43.2	7.9	0	0	5	32	32	25	12	1	0	0	1	0
22:00	64	52.2	43.7	8.3	0	0	1	23	19	9	8	2	1	1	0	0
23:00	53	53.1	44.3	10.1	0	0	3	15	17	7	6	2	0	2	1	0
12H,7-19	2267	49.3	42.1	7.8	1	7	88	824	749	391	139	35	14	8	8	3
16H,6-22	2663	49.6	42.2	7.9	1	7	110	948	861	473	179	47	15	8	11	3
18H,6-24	2780	49.7	42.3	8	1	7	114	986	897	489	193	51	16	11	12	3
24H,0-24	2871	49.7	42.2	8	1	8	121	1015	926	504	201	52	17	11	12	3
Sun 18-Jul-21																
00:00	37	50.9	43.6	9	0	0	2	13	5	11	3	2	1	0	0	0
01:00	13	47.9	40.8	7.3	0	0	1	5	3	4	0	0	0	0	0	0
02:00	11	45.3	40.5	7.7	0	0	1	4	4	1	1	0	0	0	0	0
03:00	11	44.9	39.6	6.6	0	0	1	4	5	1	0	0	0	0	0	0
04:00	8	-	39.4	11.4	0	0	2	3	0	1	2	0	0	0	0	0
05:00	11	43.3	38.7	4.6	0	0	0	7	4	0	0	0	0	0	0	0
06:00	23	51.1	43.7	7.3	0	0	0	8	7	4	3	1	0	0	0	0
07:00	51	52.5	44.5	8.7	0	0	2	12	19	8	6	3	0	0	1	0
08:00	75	50.5	43.5	7.3	0	0	1	25	22	17	6	4	0	0	0	0
09:00	110	50.5	42.1	8.1	0	0	6	43	26	20	10	5	0	0	0	0
10:00	161	50.7	43.4	7.8	0	0	1	59	53	25	12	7	3	0	1	0
11:00	171	48.6	41.7	7.9	0	1	6	67	58	25	8	4	1	0	0	1
12:00	205	49.2	42.9	6.6	0	0	4	63	75	49	10	3	1	0	0	0
13:00	163	49.5	42.8	7.3	0	0	4	54	59	30	9	4	3	0	0	0
14:00	177	51	44.3	7.6	0	0	5	39	71	35	17	5	4	1	0	0
15:00	166	49.9	42.8	7.7	0	0	6	55	52	35	13	3	1	0	1	0
16:00	152	50.4	43.9	8.1	0	1	3	39	60	29	11	5	2	0	2	0
17:00	156	50.4	43.5	8.2	0	0	7	43	49	38	11	6	0	0	2	0
18:00	156	50.9	43.6	8.1	0	0	7	44	47	35	12	9	2	0	0	0
19:00	164	50.1	43.5	7.1	0	0	2	49	60	34	14	1	3	1	0	0
20:00	150	50.3	43.3	8.1	0	0	4	49	48	30	12	4	1	1	0	1
21:00	78	49.1	42.1	8.8	0	0	4	31	21	16	2	1	1	1	1	0
22:00	58	45.8	40.1	8.4	0	0	7	19	24	6	1	0	0	0	1	0
23:00	27	51.8	42.5	9.4	0	0	1	12	7	2	3	1	0	1	0	0

10629 BAYNARDS GREEN Site No: 10629001 Location B4100 Baynards Green (west of svcs)
 Tue 13-Jul-21 to Mon 19-Jul-21 Channel: Northwestbound

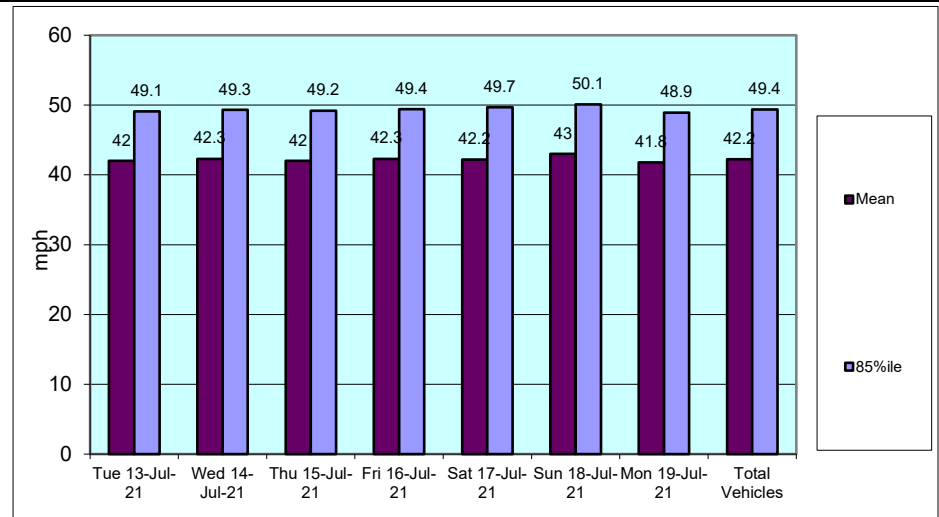
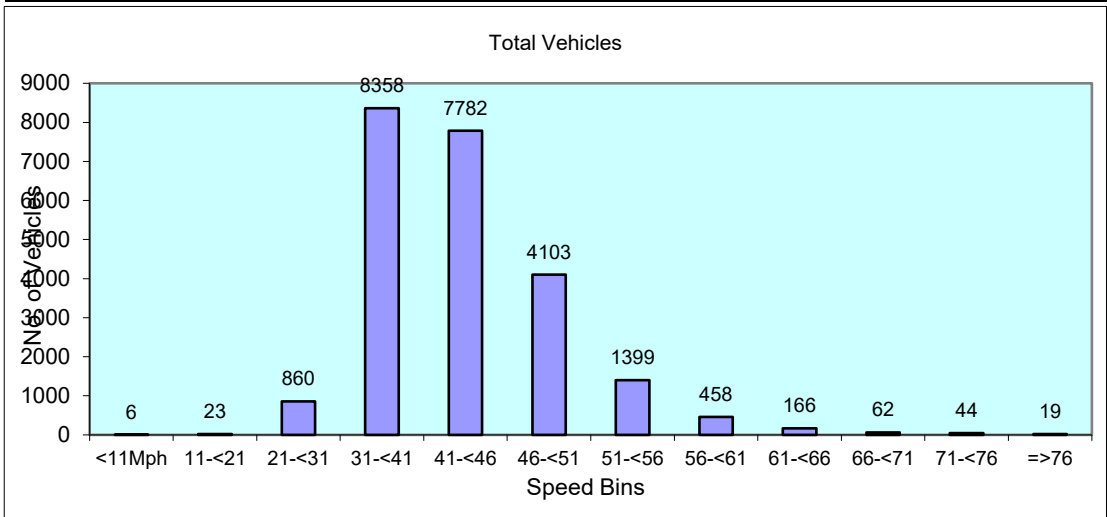
Time Period	Total Vehicles	85%ile Speed	Mean Speed	Stand Dev.	<11Mph	11-<21	21-<31	31-<41	41-<46	46-<51	51-<56	56-<61	61-<66	66-<71	71-<76	=>76
12H,7-19	1743	50.2	43.2	7.7	0	2	52	543	591	346	125	58	17	1	7	1
16H,6-22	2158	50.2	43.2	7.8	0	2	62	680	727	430	156	65	22	4	8	2
18H,6-24	2243	50.2	43.1	7.8	0	2	70	711	758	438	160	66	22	5	9	2
24H,0-24	2334	50.1	43	7.8	0	2	77	747	779	456	166	68	23	5	9	2
Mon 19-Jul-21																
00:00	18	47.3	40.6	7.1	0	0	1	8	5	3	1	0	0	0	0	0
01:00	8	-	43.8	7.8	0	0	0	3	2	1	2	0	0	0	0	0
02:00	11	45.6	39.6	5.9	0	0	0	7	2	2	0	0	0	0	0	0
03:00	8	-	44.8	15.1	0	0	1	3	1	0	2	0	0	0	1	0
04:00	12	50.3	41.4	8.7	0	0	1	5	2	2	2	0	0	0	0	0
05:00	22	48.2	41.1	7.6	0	0	2	7	7	5	1	0	0	0	0	0
06:00	85	50.7	43.7	7.7	0	0	3	25	22	23	10	0	2	0	0	0
07:00	187	48.9	43.1	6.1	0	0	0	56	80	39	6	5	1	0	0	0
08:00	222	48.6	41.4	7.2	0	0	8	96	62	42	9	3	1	1	0	0
09:00	182	48.8	40.7	8	0	1	15	73	46	34	10	2	1	0	0	0
10:00	211	45.8	40.1	6.7	0	0	8	108	65	21	3	6	0	0	0	0
11:00	213	47.4	40.5	7.9	0	2	14	86	71	27	8	3	1	0	1	0
12:00	226	46.8	40.5	7.2	0	0	10	108	70	24	10	3	0	0	0	1
13:00	249	47.5	40.8	7.1	0	0	13	104	83	37	6	5	1	0	0	0
14:00	250	48.3	41.7	7.3	0	0	10	93	88	46	8	2	0	2	1	0
15:00	285	47.6	41.3	6.8	0	0	10	111	105	49	7	1	1	0	0	1
16:00	323	48.3	42	7.3	2	0	4	120	125	50	15	2	3	1	0	1
17:00	344	49.3	42.6	7.1	0	0	6	120	120	69	22	3	2	1	0	1
18:00	234	51.1	44.3	8.2	0	0	8	59	76	55	21	8	3	3	1	0
19:00	152	50.2	42.7	8.1	0	0	8	50	44	32	11	4	3	0	0	0
20:00	118	49.9	41.8	9.1	0	1	9	41	34	19	8	3	1	2	0	0
21:00	71	49.8	43.9	9	0	0	4	16	27	17	2	1	0	4	0	0
22:00	57	51	43.8	8.3	0	0	2	18	14	14	6	2	0	1	0	0
23:00	35	50.1	41.7	8.6	0	0	3	12	11	4	3	2	0	0	0	0
12H,7-19	2926	48.5	41.6	7.3	2	3	106	1134	991	493	125	43	14	8	3	4
16H,6-22	3352	48.8	41.8	7.5	2	4	130	1266	1118	584	156	51	20	14	3	4
18H,6-24	3444	48.9	41.8	7.5	2	4	135	1296	1143	602	165	55	20	15	3	4
24H,0-24	3523	48.9	41.8	7.5	2	4	140	1329	1162	615	173	55	20	15	4	4

Daily Totals

10629 BAYNARDS GREEN Site No: 10629001 Location B4100 Baynards Green (west of svcs)
 Tue 13-Jul-21 to Mon 19-Jul-21 Channel: Northwestbound

Time Period	Total Vehicles	85%ile Speed	Mean Speed	Stand Dev.	<11Mph	11-<21	21-<31	31-<41	41-<46	46-<51	51-<56	56-<61	61-<66	66-<71	71-<76	=>76
Tue 13-Jul-21	3569	49.1	42	7.4	1	4	123	1344	1190	590	211	67	23	11	4	1
Wed 14-Jul-21	3759	49.3	42.3	7.5	1	0	152	1299	1298	664	215	85	31	8	6	0
Thu 15-Jul-21	3594	49.2	42	7.4	0	2	125	1343	1185	631	204	66	24	6	5	3
Fri 16-Jul-21	3630	49.4	42.3	7.5	1	3	122	1281	1242	643	229	65	28	6	4	6
Sat 17-Jul-21	2871	49.7	42.2	8	1	8	121	1015	926	504	201	52	17	11	12	3
Sun 18-Jul-21	2334	50.1	43	7.8	0	2	77	747	779	456	166	68	23	5	9	2
Mon 19-Jul-21	3523	48.9	41.8	7.5	2	4	140	1329	1162	615	173	55	20	15	4	4

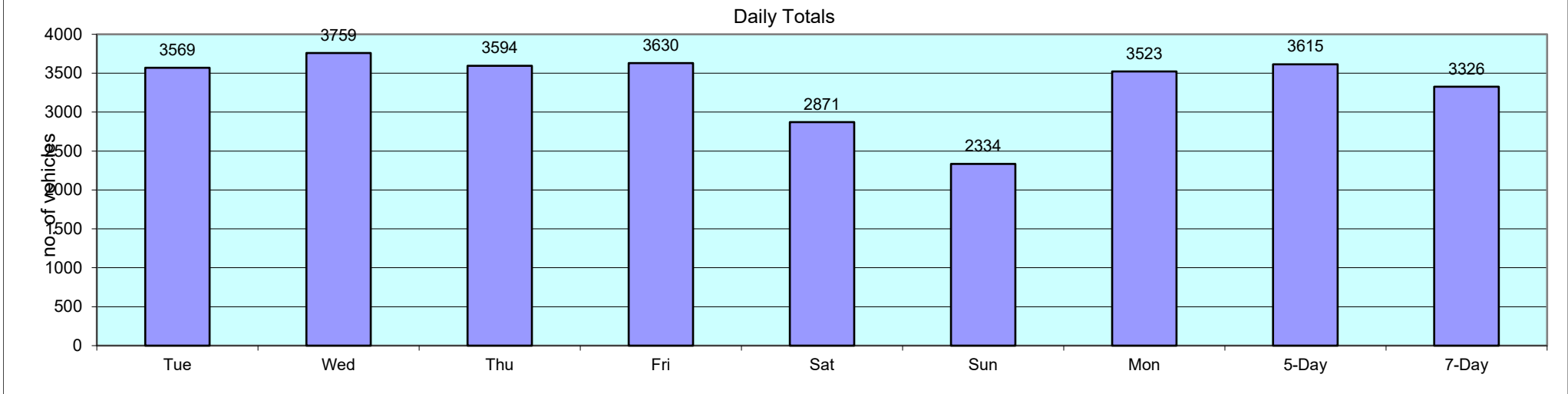
Total Vehicles	[-]	23280	49.4	42.2	7.6	6	23	860	8358	7782	4103	1399	458	166	62	44	19
----------------	-----	-------	------	------	-----	---	----	-----	------	------	------	------	-----	-----	----	----	----



10629	BAYNARDS GREEN		Site No: 10629001		Location		B4100 Baynards Green (west of svcs)		
	Channel: Northwestbound								
TIME PERIOD	Tue 13/07/2021	Wed 14/07/2021	Thu 15/07/2021	Fri 16/07/2021	Sat 17/07/2021	Sun 18/07/2021	Mon 19/07/2021	5-Day Av	7-Day Av
Week Begin: 13-Jul-21									
00:00	10	19	17	16	25	37	18	16	20
01:00	8	11	13	11	18	13	8	10	12
02:00	6	7	7	11	10	11	11	8	9
03:00	8	6	6	7	9	11	8	7	8
04:00	14	7	10	9	11	8	12	10	10
05:00	17	20	22	21	18	11	22	20	19
06:00	88	86	99	84	35	23	85	88	71
07:00	155	199	220	203	77	51	187	193	156
08:00	267	272	255	204	115	75	222	244	201
09:00	215	230	170	201	178	110	182	200	184
10:00	212	203	213	180	225	161	211	204	201
11:00	199	183	184	180	203	171	213	192	190
12:00	198	212	216	209	255	205	226	212	217
13:00	220	265	225	274	249	163	249	247	235
14:00	248	239	261	248	210	177	250	249	233
15:00	250	288	258	276	208	166	285	271	247
16:00	296	330	321	304	185	152	323	315	273
17:00	406	385	327	313	191	156	344	355	303
18:00	267	264	242	259	171	156	234	253	228
19:00	192	176	183	193	139	164	152	179	171
20:00	130	161	136	149	114	150	118	139	137
21:00	75	93	98	129	108	78	71	93	93
22:00	55	67	76	95	64	58	57	70	67
23:00	33	36	35	54	53	27	35	39	39
12H,7-19	2933	3070	2892	2851	2267	1743	2926	2934	2669
16H,6-22	3418	3586	3408	3406	2663	2158	3352	3434	3142
18H,6-24	3506	3689	3519	3555	2780	2243	3444	3543	3248
24H,0-24	3569	3759	3594	3630	2871	2334	3523	3615	3326
Am	08:00	08:00	08:00	08:00	10:00	11:00	08:00		
Peak	267	272	255	204	225	171	222		
Pm	17:00	17:00	17:00	17:00	12:00	12:00	17:00		
Peak	406	385	327	313	255	205	344		

10629 BAYNARDS GREEN Site No: 10629001 Location B4100 Baynards Green (west of svcs)
Channel: Northwestbound

TIME PERIOD	Tue 13/07/2021	Wed 14/07/2021	Thu 15/07/2021	Fri 16/07/2021	Sat 17/07/2021	Sun 18/07/2021	Mon 19/07/2021	5-Day Av	7-Day Av
-------------	-------------------	-------------------	-------------------	-------------------	-------------------	-------------------	-------------------	-------------	-------------



10629 BAYNARDS GREEN Site No: 10629001 Location B4100 Baynards Green (west of svcs)
 Tue 13-Jul-21 to Mon 19-Jul-21 Channel: Southeastbound

TIME PERIOD	TOTAL VEHICLES	MOTOR-CYCLES	CARS OR CAR-BASED LGV	LIGHT GOODS VEHICLES	BUSES	TWO AXLE, SIX TYRE, RIGID/BUSES	THREE AXLE RIGID	FOUR OR MORE AXLE RIGID	FOUR OR LESS AXLE ARTIC	FIVE AXLE ARTIC	SIX OR MORE AXLE ARTIC	FIVE OR LESS AXLE MULTI-TRAILER ARTIC	SIX AXLE MULTI-TRAILER ARTIC	SEVEN OR MORE AXLE ARTIC
-------------	----------------	--------------	-----------------------	----------------------	-------	---------------------------------	------------------	-------------------------	-------------------------	-----------------	------------------------	---------------------------------------	------------------------------	--------------------------

Tue 13-Jul-21															
00:00	6	0	6	0	0	0	0	0	0	0	0	0	0	0	0
01:00	6	0	3	3	0	0	0	0	0	0	0	0	0	0	0
02:00	3	0	2	1	0	0	0	0	0	0	0	0	0	0	0
03:00	10	0	7	3	0	0	0	0	0	0	0	0	0	0	0
04:00	24	0	20	3	0	0	0	0	0	0	1	0	0	0	0
05:00	85	1	49	27	1	3	1	0	0	0	1	2	0	0	0
06:00	185	0	147	33	0	0	0	0	2	0	1	2	0	0	0
07:00	355	11	300	34	2	4	2	0	2	0	0	0	0	0	0
08:00	338	1	288	38	0	5	1	1	4	0	0	0	0	0	0
09:00	265	0	214	40	4	1	0	0	3	0	2	1	0	0	0
10:00	211	0	162	37	0	2	4	0	4	0	2	0	0	0	0
11:00	219	0	167	45	1	1	1	0	2	0	1	1	0	0	0
12:00	214	0	175	27	0	3	4	0	4	0	1	0	0	0	0
13:00	203	2	166	22	2	4	3	0	2	0	2	0	0	0	0
14:00	228	6	177	34	1	2	3	0	3	0	1	1	0	0	0
15:00	251	0	195	41	2	6	1	0	0	1	3	2	0	0	0
16:00	297	7	237	44	4	1	2	1	0	0	1	0	0	0	0
17:00	248	3	208	29	1	2	0	1	3	0	1	0	0	0	0
18:00	180	1	158	13	0	0	4	0	3	0	1	0	0	0	0
19:00	119	0	107	9	0	0	0	0	3	0	0	0	0	0	0
20:00	89	2	74	12	0	1	0	0	0	0	0	0	0	0	0
21:00	77	2	62	10	1	2	0	0	0	0	0	0	0	0	0
22:00	39	0	33	5	0	1	0	0	0	0	0	0	0	0	0
23:00	13	1	8	3	0	1	0	0	0	0	0	0	0	0	0
12H,7-19	3009	31	2447	404	17	31	25	3	30	1	15	5	0	0	0
16H,6-22	3479	35	2837	468	18	34	25	3	35	1	16	7	0	0	0
18H,6-24	3531	36	2878	476	18	36	25	3	35	1	16	7	0	0	0
24H,0-24	3665	37	2965	513	19	39	26	3	35	1	18	9	0	0	0

Wed 14-Jul-21															
00:00	6	0	5	1	0	0	0	0	0	0	0	0	0	0	0
01:00	2	0	2	0	0	0	0	0	0	0	0	0	0	0	0
02:00	4	0	3	1	0	0	0	0	0	0	0	0	0	0	0

TIME PERIOD	TOTAL VEHICLES	MOTOR-CYCLES	CARS OR		LIGHT GOODS VEHICLES	BUSES	TWO AXLE, SIX TYRE, RIGID/BUSES	THREE AXLE RIGID	FOUR OR MORE AXLE RIGID	FOUR OR LESS AXLE ARTIC	FIVE AXLE ARTIC	SIX OR MORE AXLE ARTIC	FIVE OR LESS	SIX AXLE	SEVEN OR MORE
			CAR-BASED LGV	VEHICLES									AXLE MULTI-TRAILER ARTIC	TRAILER ARTIC	AXLE ARTIC
03:00	7	0	6	1	0	0	0	0	0	0	0	0	0	0	0
04:00	24	0	19	4	0	0	0	0	0	0	0	1	0	0	0
05:00	82	1	62	15	0	1	1	0	0	0	1	1	1	0	0
06:00	188	0	148	32	0	1	0	0	3	0	2	2	0	0	0
07:00	387	4	308	63	6	2	1	0	3	0	0	0	0	0	0
08:00	351	1	286	53	0	2	4	0	3	0	1	0	1	0	0
09:00	243	0	194	35	4	3	1	1	5	0	0	0	0	0	0
10:00	237	2	192	37	0	3	0	0	2	0	0	1	0	0	0
11:00	200	2	155	37	0	2	2	0	2	0	0	0	0	0	0
12:00	168	1	137	26	1	1	0	0	1	0	0	1	0	0	0
13:00	205	3	164	31	0	2	3	1	0	0	0	1	0	0	0
14:00	210	4	170	29	2	0	1	1	2	0	1	0	0	0	0
15:00	242	0	199	32	1	3	1	0	4	0	2	0	0	0	0
16:00	260	4	208	38	5	0	3	0	1	0	0	1	0	0	0
17:00	248	4	224	14	1	1	2	1	0	0	1	0	0	0	0
18:00	189	2	164	18	0	0	1	0	1	1	1	1	1	0	0
19:00	135	0	113	20	0	0	1	0	1	0	0	0	0	0	0
20:00	143	3	127	12	0	0	0	0	1	0	0	0	0	0	0
21:00	73	0	68	3	0	1	1	0	0	0	0	0	0	0	0
22:00	44	2	39	3	0	0	0	0	0	0	0	0	0	0	0
23:00	24	4	19	1	0	0	0	0	0	0	0	0	0	0	0
12H,7-19	2940	27	2401	413	20	19	19	4	24	1	6	5	1	0	0
16H,6-22	3479	30	2857	480	20	21	21	4	29	1	8	7	1	0	0
18H,6-24	3547	36	2915	484	20	21	21	4	29	1	8	7	1	0	0
24H,0-24	3672	37	3012	506	20	22	22	4	29	1	10	8	1	0	0
Thu 15-Jul-21															
00:00	21	0	19	1	0	1	0	0	0	0	0	0	0	0	0
01:00	10	0	7	3	0	0	0	0	0	0	0	0	0	0	0
02:00	4	0	2	2	0	0	0	0	0	0	0	0	0	0	0
03:00	5	1	3	1	0	0	0	0	0	0	0	0	0	0	0
04:00	25	1	19	3	0	0	0	0	0	0	2	0	0	0	0
05:00	76	2	54	16	1	2	1	0	0	0	0	0	0	0	0
06:00	175	2	139	26	0	4	1	0	1	0	0	2	0	0	0

TIME PERIOD	TOTAL VEHICLES	MOTOR-CYCLES	CARS OR CAR-BASED LGV	LIGHT GOODS VEHICLES	BUSES	TWO AXLE, SIX TYRE, RIGID/BUSES	THREE AXLE RIGID	FOUR OR MORE AXLE RIGID	FOUR OR LESS AXLE ARTIC	FIVE AXLE ARTIC	SIX OR MORE AXLE ARTIC	FIVE OR LESS AXLE MULTI-TRAILER ARTIC	SIX AXLE MULTI-TRAILER ARTIC	SEVEN OR MORE AXLE ARTIC
07:00	369	5	299	59	2	3	0	0	1	0	0	0	0	0
08:00	352	2	281	54	1	3	4	3	4	0	0	0	0	0
09:00	262	4	200	47	0	1	4	0	2	0	1	3	0	0
10:00	186	1	153	21	1	3	5	0	1	0	0	1	0	0
11:00	215	1	168	39	1	1	3	2	0	0	0	0	0	0
12:00	203	1	162	37	0	0	0	0	1	0	1	1	0	0
13:00	206	4	161	33	2	1	2	0	2	0	1	0	0	0
14:00	270	4	206	55	0	3	2	0	0	0	0	0	0	0
15:00	274	3	220	40	3	3	2	1	2	0	0	0	0	0
16:00	287	4	225	43	5	1	5	1	2	1	0	0	0	0
17:00	253	3	218	24	1	0	2	0	4	0	0	1	0	0
18:00	208	3	179	24	1	0	0	1	0	0	0	0	0	0
19:00	122	1	102	16	0	0	0	0	3	0	0	0	0	0
20:00	97	1	85	10	0	0	0	0	1	0	0	0	0	0
21:00	76	2	69	4	0	0	0	0	0	0	1	0	0	0
22:00	51	1	43	7	0	0	0	0	0	0	0	0	0	0
23:00	22	1	18	3	0	0	0	0	0	0	0	0	0	0
12H,7-19	3085	35	2472	476	17	19	29	8	19	1	3	6	0	0
16H,6-22	3555	41	2867	532	17	23	30	8	24	1	4	8	0	0
18H,6-24	3628	43	2928	542	17	23	30	8	24	1	4	8	0	0
24H,0-24	3769	47	3032	568	18	26	31	8	24	1	6	8	0	0
Fri 16-Jul-21														
00:00	8	0	7	1	0	0	0	0	0	0	0	0	0	0
01:00	13	0	12	1	0	0	0	0	0	0	0	0	0	0
02:00	4	0	4	0	0	0	0	0	0	0	0	0	0	0
03:00	7	0	5	1	0	0	0	0	0	0	0	1	0	0
04:00	20	1	15	3	0	0	0	0	0	0	0	1	0	0
05:00	91	0	70	14	0	2	1	0	1	0	0	3	0	0
06:00	157	2	122	26	0	2	2	0	2	0	0	1	0	0
07:00	330	6	269	39	4	3	2	0	4	0	1	2	0	0
08:00	319	9	271	25	1	5	6	0	1	0	0	1	0	0
09:00	223	2	180	29	3	2	3	0	3	0	0	1	0	0
10:00	231	3	191	29	2	2	0	0	3	0	1	0	0	0

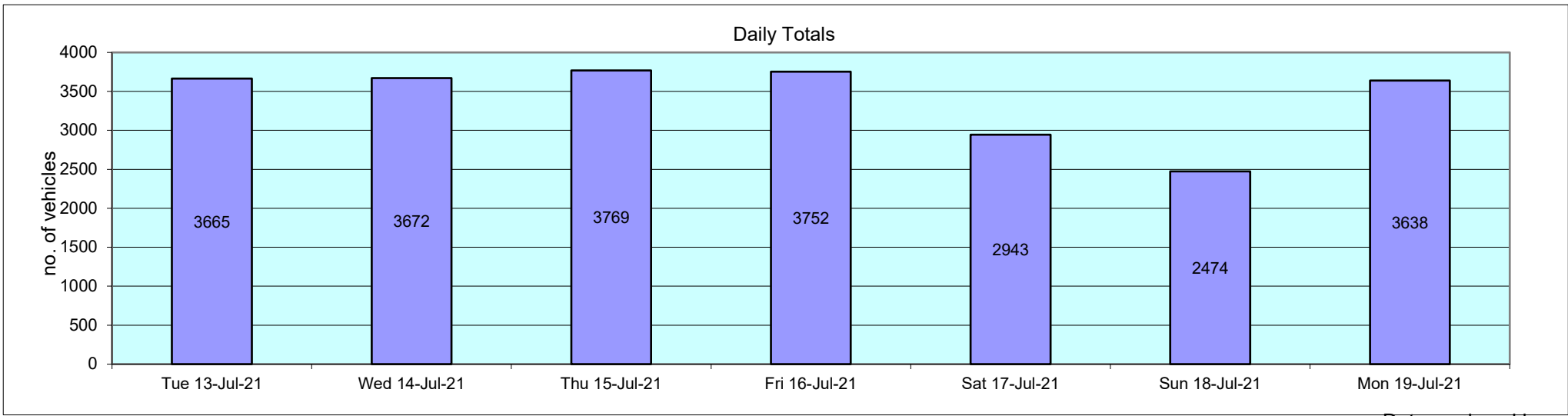
TIME PERIOD	TOTAL VEHICLES	MOTOR-CYCLES	CARS OR		LIGHT GOODS VEHICLES	BUSES	TWO AXLE, SIX TYRE, RIGID/BUSES	THREE AXLE RIGID	FOUR OR MORE AXLE RIGID	FOUR OR LESS AXLE ARTIC	FIVE AXLE ARTIC	SIX OR MORE AXLE ARTIC	FIVE OR LESS	SIX AXLE	SEVEN OR MORE
			CAR-BASED LGV	VEHICLES									AXLE MULTI-TRAILER ARTIC	TRAILER ARTIC	AXLE ARTIC
11:00	237	4	204	22	1	1	2	0	1	0	0	2	0	0	
12:00	221	6	165	38	1	6	1	1	1	0	1	1	0	0	
13:00	242	6	186	39	0	1	3	1	1	0	2	3	0	0	
14:00	242	2	202	31	2	0	4	1	0	0	0	0	0	0	
15:00	248	0	205	33	3	2	2	2	1	0	0	0	0	0	
16:00	274	4	229	36	3	0	2	0	0	0	0	0	0	0	
17:00	266	7	225	28	0	0	2	1	2	0	0	1	0	0	
18:00	202	1	183	17	1	0	0	0	0	0	0	0	0	0	
19:00	155	1	141	11	0	1	0	0	1	0	0	0	0	0	
20:00	111	2	100	9	0	0	0	0	0	0	0	0	0	0	
21:00	79	0	72	6	0	1	0	0	0	0	0	0	0	0	
22:00	44	0	40	4	0	0	0	0	0	0	0	0	0	0	
23:00	28	1	25	2	0	0	0	0	0	0	0	0	0	0	
12H,7-19	3035	50	2510	366	21	22	27	6	17	0	5	11	0	0	
16H,6-22	3537	55	2945	418	21	26	29	6	20	0	5	12	0	0	
18H,6-24	3609	56	3010	424	21	26	29	6	20	0	5	12	0	0	
24H,0-24	3752	57	3123	444	21	28	30	6	21	0	5	17	0	0	
Sat 17-Jul-21															
00:00	15	1	13	1	0	0	0	0	0	0	0	0	0	0	
01:00	6	0	5	1	0	0	0	0	0	0	0	0	0	0	
02:00	6	0	5	1	0	0	0	0	0	0	0	0	0	0	
03:00	6	0	3	3	0	0	0	0	0	0	0	0	0	0	
04:00	12	0	11	1	0	0	0	0	0	0	0	0	0	0	
05:00	39	1	34	4	0	0	0	0	0	0	0	0	0	0	
06:00	80	0	66	12	0	0	0	0	0	0	1	1	0	0	
07:00	139	2	111	22	0	1	0	0	3	0	0	0	0	0	
08:00	196	4	160	25	0	4	1	0	2	0	0	0	0	0	
09:00	235	4	197	30	0	1	0	0	3	0	0	0	0	0	
10:00	257	4	227	23	0	0	1	0	0	0	1	0	1	0	
11:00	251	6	219	22	0	0	1	0	2	0	0	1	0	0	
12:00	241	8	208	24	0	1	0	0	0	0	0	0	0	0	
13:00	208	7	178	21	0	1	1	0	0	0	0	0	0	0	
14:00	184	4	162	15	0	0	0	0	3	0	0	0	0	0	

TIME PERIOD	TOTAL VEHICLES	MOTOR-CYCLES	CARS OR		BUSES	TWO AXLE, SIX TYRE,		THREE AXLE RIGID		FOUR OR MORE AXLE RIGID	FOUR OR LESS AXLE ARTIC	FIVE AXLE ARTIC	SIX OR MORE AXLE ARTIC	FIVE OR LESS AXLE MULTI-TRAILER ARTIC	SIX AXLE MULTI-TRAILER ARTIC	SEVEN OR MORE AXLE ARTIC
			CAR-BASED LGV	LIGHT GOODS VEHICLES		RIGID/BUSES	RIGID	RIGID	ARTIC	ARTIC	ARTIC	ARTIC	ARTIC	ARTIC		
15:00	186	7	165	14	0	0	0	0	0	0	0	0	0	0	0	0
16:00	200	5	175	17	0	0	1	0	0	0	0	2	0	0	0	0
17:00	161	3	143	14	1	0	0	0	0	0	0	0	0	0	0	0
18:00	131	2	115	13	0	0	0	0	0	1	0	0	0	0	0	0
19:00	137	3	123	11	0	0	0	0	0	0	0	0	0	0	0	0
20:00	97	4	87	6	0	0	0	0	0	0	0	0	0	0	0	0
21:00	79	5	70	3	0	0	0	0	0	1	0	0	0	0	0	0
22:00	44	0	41	3	0	0	0	0	0	0	0	0	0	0	0	0
23:00	33	0	30	3	0	0	0	0	0	0	0	0	0	0	0	0
12H,7-19	2389	56	2060	240	1	8	5	0	14	0	3	1	1	0	0	0
16H,6-22	2782	68	2406	272	1	8	5	0	15	0	4	2	1	0	0	0
18H,6-24	2859	68	2477	278	1	8	5	0	15	0	4	2	1	0	0	0
24H,0-24	2943	70	2548	289	1	8	5	0	15	0	4	2	1	0	0	0
Sun 18-Jul-21																
00:00	26	0	26	0	0	0	0	0	0	0	0	0	0	0	0	0
01:00	6	0	5	1	0	0	0	0	0	0	0	0	0	0	0	0
02:00	5	0	4	1	0	0	0	0	0	0	0	0	0	0	0	0
03:00	13	0	8	5	0	0	0	0	0	0	0	0	0	0	0	0
04:00	8	0	8	0	0	0	0	0	0	0	0	0	0	0	0	0
05:00	34	1	33	0	0	0	0	0	0	0	0	0	0	0	0	0
06:00	54	2	42	8	0	1	0	0	1	0	0	0	0	0	0	0
07:00	85	2	74	7	0	1	0	0	1	0	0	0	0	0	0	0
08:00	124	4	109	11	0	0	0	0	0	0	0	0	0	0	0	0
09:00	187	4	173	8	0	0	2	0	0	0	0	0	0	0	0	0
10:00	204	6	182	15	0	1	0	0	0	0	0	0	0	0	0	0
11:00	206	8	182	14	0	0	1	0	1	0	0	0	0	0	0	0
12:00	209	4	191	11	0	0	0	0	2	0	1	0	0	0	0	0
13:00	164	2	152	10	0	0	0	0	0	0	0	0	0	0	0	0
14:00	169	4	155	7	1	2	0	0	0	0	0	0	0	0	0	0
15:00	165	6	150	7	0	0	0	1	0	1	0	0	0	0	0	0
16:00	147	9	126	12	0	0	0	0	0	0	0	0	0	0	0	0
17:00	162	3	146	10	0	1	1	0	0	1	0	0	0	0	0	0
18:00	134	1	118	14	0	0	1	0	0	0	0	0	0	0	0	0

TIME PERIOD	TOTAL VEHICLES	MOTOR-CYCLES	CARS OR		LIGHT GOODS VEHICLES	BUSES	TWO AXLE, SIX TYRE, RIGID/BUSES	THREE AXLE RIGID	FOUR OR MORE AXLE RIGID	FOUR OR LESS AXLE ARTIC	FIVE AXLE ARTIC	SIX OR MORE AXLE ARTIC	FIVE OR LESS	SIX AXLE	SEVEN OR MORE
			CAR-BASED LGV	VEHICLES									TRAILER ARTIC	TRAILER ARTIC	AXLE ARTIC
19:00	142	1	130	11	0	0	0	0	0	0	0	0	0	0	0
20:00	107	2	95	9	0	0	0	0	0	0	0	0	1	0	0
21:00	73	2	65	5	0	0	1	0	0	0	0	0	0	0	0
22:00	35	0	30	4	0	0	0	0	0	0	1	0	0	0	0
23:00	15	0	13	2	0	0	0	0	0	0	0	0	0	0	0
12H,7-19	1956	53	1758	126	1	5	5	1	4	2	1	0	0	0	0
16H,6-22	2332	60	2090	159	1	6	6	1	5	2	1	1	0	0	0
18H,6-24	2382	60	2133	165	1	6	6	1	5	2	2	1	0	0	0
24H,0-24	2474	61	2217	172	1	6	6	1	5	2	2	1	0	0	0
Mon 19-Jul-21															
00:00	7	1	5	0	0	0	0	0	0	0	0	1	0	0	0
01:00	6	0	2	3	0	0	0	0	0	0	0	1	0	0	0
02:00	6	0	5	1	0	0	0	0	0	0	0	0	0	0	0
03:00	10	0	7	2	0	0	0	0	0	0	1	0	0	0	0
04:00	28	1	19	5	0	1	0	0	0	0	2	0	0	0	0
05:00	81	5	55	15	0	4	2	0	0	0	0	0	0	0	0
06:00	168	3	125	28	2	0	0	0	5	0	2	3	0	0	0
07:00	359	6	291	48	2	4	1	0	3	0	3	1	0	0	0
08:00	297	3	243	39	2	1	3	0	4	0	1	1	0	0	0
09:00	223	2	173	32	3	4	1	0	5	0	2	1	0	0	0
10:00	259	2	206	39	0	3	3	0	4	0	1	1	0	0	0
11:00	238	3	195	29	0	2	3	0	5	0	1	0	0	0	0
12:00	216	3	162	41	3	2	2	0	2	0	1	0	0	0	0
13:00	216	5	172	32	0	1	1	0	4	0	0	1	0	0	0
14:00	246	3	190	42	1	1	2	0	4	0	0	3	0	0	0
15:00	263	0	210	43	3	1	1	0	1	0	3	1	0	0	0
16:00	270	3	199	55	6	2	0	0	3	0	2	0	0	0	0
17:00	226	0	185	36	0	0	1	1	3	0	0	0	0	0	0
18:00	167	2	139	21	0	1	0	2	0	0	0	2	0	0	0
19:00	123	3	102	15	0	1	0	0	2	0	0	0	0	0	0
20:00	103	3	90	8	0	0	0	0	1	0	1	0	0	0	0
21:00	71	1	61	6	0	1	0	0	1	0	1	0	0	0	0
22:00	38	1	32	4	0	0	0	0	0	0	0	1	0	0	0

10629 BAYNARDS GREEN Site No: 10629001 Location B4100 Baynards Green (west of svcs)
 Tue 13-Jul-21 to Mon 19-Jul-21 Channel: Southeastbound

TIME PERIOD	TOTAL VEHICLES	MOTOR-CYCLES	CARS OR CAR-BASED LGV	LIGHT GOODS VEHICLES	BUSES	TWO AXLE, SIX TYRE, RIGID/BUSES	THREE AXLE RIGID	FOUR OR MORE AXLE RIGID	FOUR OR LESS AXLE ARTIC	FIVE AXLE ARTIC	SIX OR MORE AXLE ARTIC	FIVE OR LESS AXLE MULTI-TRAILER ARTIC	SIX AXLE MULTI-TRAILER ARTIC	SEVEN OR MORE AXLE ARTIC
23:00	17	0	14	2	0	0	0	0	0	0	1	0	0	0
12H,7-19	2980	32	2365	457	20	22	18	3	38	0	14	11	0	0
16H,6-22	3445	42	2743	514	22	24	18	3	47	0	18	14	0	0
18H,6-24	3500	43	2789	520	22	24	18	3	47	0	19	15	0	0
24H,0-24	3638	50	2882	546	22	29	20	3	47	0	24	15	0	0
Daily Totals														
Tue 13-Jul-21	3665	37	2965	513	19	39	26	3	35	1	18	9	0	0
Wed 14-Jul-21	3672	37	3012	506	20	22	22	4	29	1	10	8	1	0
Thu 15-Jul-21	3769	47	3032	568	18	26	31	8	24	1	6	8	0	0
Fri 16-Jul-21	3752	57	3123	444	21	28	30	6	21	0	5	17	0	0
Sat 17-Jul-21	2943	70	2548	289	1	8	5	0	15	0	4	2	1	0
Sun 18-Jul-21	2474	61	2217	172	1	6	6	1	5	2	2	1	0	0
Mon 19-Jul-21	3638	50	2882	546	22	29	20	3	47	0	24	15	0	0
Total Vehicles														
[--]	23913	359	19779	3038	102	158	140	25	176	5	69	60	2	0



10629 BAYNARDS GREEN Site No: 10629001 Location B4100 Baynards Green (west of svcs)
 Tue 13-Jul-21 to Mon 19-Jul-21 Channel: Southeastbound

TIME PERIOD	TOTAL VEHICLES	MOTOR-CYCLES	MOTOR-CYCLES%	CARS	CARS %	LGV	LGV %	HGV	HGV %	BUS	BUS %
Tue 13-Jul-21											
00:00	6	0	0.0	6	100.0	0	0.0	0	0.0	0	0.0
01:00	6	0	0.0	3	50.0	3	50.0	0	0.0	0	0.0
02:00	3	0	0.0	2	66.7	1	33.3	0	0.0	0	0.0
03:00	10	0	0.0	7	70.0	3	30.0	0	0.0	0	0.0
04:00	24	0	0.0	20	83.3	3	12.5	1	4.2	0	0.0
05:00	85	1	1.2	49	57.7	27	31.8	7	8.2	1	1.2
06:00	185	0	0.0	147	79.5	33	17.8	5	2.7	0	0.0
07:00	355	11	3.1	300	84.5	34	9.6	8	2.3	2	0.6
08:00	338	1	0.3	288	85.2	38	11.2	11	3.3	0	0.0
09:00	265	0	0.0	214	80.8	40	15.1	7	2.6	4	1.5
10:00	211	0	0.0	162	76.8	37	17.5	12	5.7	0	0.0
11:00	219	0	0.0	167	76.3	45	20.6	6	2.7	1	0.5
12:00	214	0	0.0	175	81.8	27	12.6	12	5.6	0	0.0
13:00	203	2	1.0	166	81.8	22	10.8	11	5.4	2	1.0
14:00	228	6	2.6	177	77.6	34	14.9	10	4.4	1	0.4
15:00	251	0	0.0	195	77.7	41	16.3	13	5.2	2	0.8
16:00	297	7	2.4	237	79.8	44	14.8	5	1.7	4	1.4
17:00	248	3	1.2	208	83.9	29	11.7	7	2.8	1	0.4
18:00	180	1	0.6	158	87.8	13	7.2	8	4.4	0	0.0
19:00	119	0	0.0	107	89.9	9	7.6	3	2.5	0	0.0
20:00	89	2	2.3	74	83.2	12	13.5	1	1.1	0	0.0
21:00	77	2	2.6	62	80.5	10	13.0	2	2.6	1	1.3
22:00	39	0	0.0	33	84.6	5	12.8	1	2.6	0	0.0
23:00	13	1	7.7	8	61.5	3	23.1	1	7.7	0	0.0
12H,7-19	3009	31	1.0	2447	81.3	404	13.4	110	3.7	17	0.6
16H,6-22	3479	35	1.0	2837	81.6	468	13.5	121	3.5	18	0.5
18H,6-24	3531	36	1.0	2878	81.5	476	13.5	123	3.5	18	0.5
24H,0-24	3665	37	1.0	2965	80.9	513	14.0	131	3.6	19	0.5

Wed 14-Jul-21											
00:00	6	0	0.0	5	83.3	1	16.7	0	0.0	0	0.0
01:00	2	0	0.0	2	100.0	0	0.0	0	0.0	0	0.0
02:00	4	0	0.0	3	75.0	1	25.0	0	0.0	0	0.0

TIME PERIOD	TOTAL VEHICLES	MOTOR-CYCLES	MOTOR-CYCLES%	CARS	CARS %	LGV	LGV %	HGV	HGV %	BUS	BUS %
03:00	7	0	0.0	6	85.7	1	14.3	0	0.0	0	0.0
04:00	24	0	0.0	19	79.2	4	16.7	1	4.2	0	0.0
05:00	82	1	1.2	62	75.6	15	18.3	4	4.9	0	0.0
06:00	188	0	0.0	148	78.7	32	17.0	8	4.3	0	0.0
07:00	387	4	1.0	308	79.6	63	16.3	6	1.6	6	1.6
08:00	351	1	0.3	286	81.5	53	15.1	11	3.1	0	0.0
09:00	243	0	0.0	194	79.8	35	14.4	10	4.1	4	1.7
10:00	237	2	0.8	192	81.0	37	15.6	6	2.5	0	0.0
11:00	200	2	1.0	155	77.5	37	18.5	6	3.0	0	0.0
12:00	168	1	0.6	137	81.6	26	15.5	3	1.8	1	0.6
13:00	205	3	1.5	164	80.0	31	15.1	7	3.4	0	0.0
14:00	210	4	1.9	170	81.0	29	13.8	5	2.4	2	1.0
15:00	242	0	0.0	199	82.2	32	13.2	10	4.1	1	0.4
16:00	260	4	1.5	208	80.0	38	14.6	5	1.9	5	1.9
17:00	248	4	1.6	224	90.3	14	5.7	5	2.0	1	0.4
18:00	189	2	1.1	164	86.8	18	9.5	5	2.7	0	0.0
19:00	135	0	0.0	113	83.7	20	14.8	2	1.5	0	0.0
20:00	143	3	2.1	127	88.8	12	8.4	1	0.7	0	0.0
21:00	73	0	0.0	68	93.2	3	4.1	2	2.7	0	0.0
22:00	44	2	4.6	39	88.6	3	6.8	0	0.0	0	0.0
23:00	24	4	16.7	19	79.2	1	4.2	0	0.0	0	0.0
12H,7-19	2940	27	0.9	2401	81.7	413	14.1	79	2.7	20	0.7
16H,6-22	3479	30	0.9	2857	82.1	480	13.8	92	2.6	20	0.6
18H,6-24	3547	36	1.0	2915	82.2	484	13.7	92	2.6	20	0.6
24H,0-24	3672	37	1.0	3012	82.0	506	13.8	97	2.6	20	0.5
Thu 15-Jul-21											
00:00	21	0	0.0	19	90.5	1	4.8	1	4.8	0	0.0
01:00	10	0	0.0	7	70.0	3	30.0	0	0.0	0	0.0
02:00	4	0	0.0	2	50.0	2	50.0	0	0.0	0	0.0
03:00	5	1	20.0	3	60.0	1	20.0	0	0.0	0	0.0
04:00	25	1	4.0	19	76.0	3	12.0	2	8.0	0	0.0
05:00	76	2	2.6	54	71.1	16	21.1	3	4.0	1	1.3
06:00	175	2	1.1	139	79.4	26	14.9	8	4.6	0	0.0

10629 BAYNARDS GREEN Site No: 10629001 Location B4100 Baynards Green (west of svcs)
 Tue 13-Jul-21 to Mon 19-Jul-21 Channel: Southeastbound

TIME PERIOD	TOTAL VEHICLES	MOTOR-CYCLES	MOTOR-CYCLES%	CARS	CARS %	LGV	LGV %	HGV	HGV %	BUS	BUS %
07:00	369	5	1.4	299	81.0	59	16.0	4	1.1	2	0.5
08:00	352	2	0.6	281	79.8	54	15.3	14	4.0	1	0.3
09:00	262	4	1.5	200	76.3	47	17.9	11	4.2	0	0.0
10:00	186	1	0.5	153	82.3	21	11.3	10	5.4	1	0.5
11:00	215	1	0.5	168	78.1	39	18.1	6	2.8	1	0.5
12:00	203	1	0.5	162	79.8	37	18.2	3	1.5	0	0.0
13:00	206	4	1.9	161	78.2	33	16.0	6	2.9	2	1.0
14:00	270	4	1.5	206	76.3	55	20.4	5	1.9	0	0.0
15:00	274	3	1.1	220	80.3	40	14.6	8	2.9	3	1.1
16:00	287	4	1.4	225	78.4	43	15.0	10	3.5	5	1.7
17:00	253	3	1.2	218	86.2	24	9.5	7	2.8	1	0.4
18:00	208	3	1.4	179	86.1	24	11.5	1	0.5	1	0.5
19:00	122	1	0.8	102	83.6	16	13.1	3	2.5	0	0.0
20:00	97	1	1.0	85	87.6	10	10.3	1	1.0	0	0.0
21:00	76	2	2.6	69	90.8	4	5.3	1	1.3	0	0.0
22:00	51	1	2.0	43	84.3	7	13.7	0	0.0	0	0.0
23:00	22	1	4.6	18	81.8	3	13.6	0	0.0	0	0.0
12H,7-19	3085	35	1.1	2472	80.1	476	15.4	85	2.8	17	0.6
16H,6-22	3555	41	1.2	2867	80.7	532	15.0	98	2.8	17	0.5
18H,6-24	3628	43	1.2	2928	80.7	542	14.9	98	2.7	17	0.5
24H,0-24	3769	47	1.3	3032	80.5	568	15.1	104	2.8	18	0.5
Fri 16-Jul-21											
00:00	8	0	0.0	7	87.5	1	12.5	0	0.0	0	0.0
01:00	13	0	0.0	12	92.3	1	7.7	0	0.0	0	0.0
02:00	4	0	0.0	4	100.0	0	0.0	0	0.0	0	0.0
03:00	7	0	0.0	5	71.4	1	14.3	1	14.3	0	0.0
04:00	20	1	5.0	15	75.0	3	15.0	1	5.0	0	0.0
05:00	91	0	0.0	70	76.9	14	15.4	7	7.7	0	0.0
06:00	157	2	1.3	122	77.7	26	16.6	7	4.5	0	0.0
07:00	330	6	1.8	269	81.5	39	11.8	12	3.6	4	1.2
08:00	319	9	2.8	271	85.0	25	7.8	13	4.1	1	0.3
09:00	223	2	0.9	180	80.7	29	13.0	9	4.0	3	1.4
10:00	231	3	1.3	191	82.7	29	12.6	6	2.6	2	0.9

10629 BAYNARDS GREEN Site No: 10629001 Location B4100 Baynards Green (west of svcs)
 Tue 13-Jul-21 to Mon 19-Jul-21 Channel: Southeastbound

TIME PERIOD	TOTAL VEHICLES	MOTOR-CYCLES	MOTOR-CYCLES%	CARS	CARS %	LGV	LGV %	HGV	HGV %	BUS	BUS %
11:00	237	4	1.7	204	86.1	22	9.3	6	2.5	1	0.4
12:00	221	6	2.7	165	74.7	38	17.2	11	5.0	1	0.5
13:00	242	6	2.5	186	76.9	39	16.1	11	4.6	0	0.0
14:00	242	2	0.8	202	83.5	31	12.8	5	2.1	2	0.8
15:00	248	0	0.0	205	82.7	33	13.3	7	2.8	3	1.2
16:00	274	4	1.5	229	83.6	36	13.1	2	0.7	3	1.1
17:00	266	7	2.6	225	84.6	28	10.5	6	2.3	0	0.0
18:00	202	1	0.5	183	90.6	17	8.4	0	0.0	1	0.5
19:00	155	1	0.7	141	91.0	11	7.1	2	1.3	0	0.0
20:00	111	2	1.8	100	90.1	9	8.1	0	0.0	0	0.0
21:00	79	0	0.0	72	91.1	6	7.6	1	1.3	0	0.0
22:00	44	0	0.0	40	90.9	4	9.1	0	0.0	0	0.0
23:00	28	1	3.6	25	89.3	2	7.1	0	0.0	0	0.0
12H,7-19	3035	50	1.7	2510	82.7	366	12.1	88	2.9	21	0.7
16H,6-22	3537	55	1.6	2945	83.3	418	11.8	98	2.8	21	0.6
18H,6-24	3609	56	1.6	3010	83.4	424	11.8	98	2.7	21	0.6
24H,0-24	3752	57	1.5	3123	83.2	444	11.8	107	2.9	21	0.6
Sat 17-Jul-21											
00:00	15	1	6.7	13	86.7	1	6.7	0	0.0	0	0.0
01:00	6	0	0.0	5	83.3	1	16.7	0	0.0	0	0.0
02:00	6	0	0.0	5	83.3	1	16.7	0	0.0	0	0.0
03:00	6	0	0.0	3	50.0	3	50.0	0	0.0	0	0.0
04:00	12	0	0.0	11	91.7	1	8.3	0	0.0	0	0.0
05:00	39	1	2.6	34	87.2	4	10.3	0	0.0	0	0.0
06:00	80	0	0.0	66	82.5	12	15.0	2	2.5	0	0.0
07:00	139	2	1.4	111	79.9	22	15.8	4	2.9	0	0.0
08:00	196	4	2.0	160	81.6	25	12.8	7	3.6	0	0.0
09:00	235	4	1.7	197	83.8	30	12.8	4	1.7	0	0.0
10:00	257	4	1.6	227	88.3	23	9.0	3	1.2	0	0.0
11:00	251	6	2.4	219	87.3	22	8.8	4	1.6	0	0.0
12:00	241	8	3.3	208	86.3	24	10.0	1	0.4	0	0.0
13:00	208	7	3.4	178	85.6	21	10.1	2	1.0	0	0.0
14:00	184	4	2.2	162	88.0	15	8.2	3	1.6	0	0.0

10629 BAYNARDS GREEN Site No: 10629001 Location B4100 Baynards Green (west of svcs)
 Tue 13-Jul-21 to Mon 19-Jul-21 Channel: Southeastbound

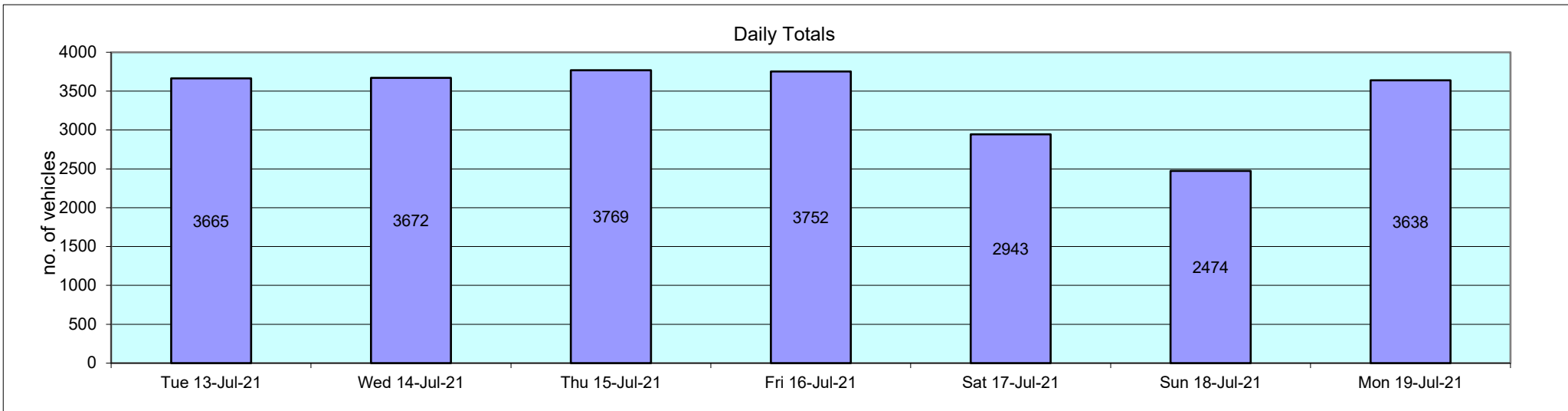
TIME PERIOD	TOTAL VEHICLES	MOTOR-CYCLES	MOTOR-CYCLES%	CARS	CARS %	LGV	LGV %	HGV	HGV %	BUS	BUS %
15:00	186	7	3.8	165	88.7	14	7.5	0	0.0	0	0.0
16:00	200	5	2.5	175	87.5	17	8.5	3	1.5	0	0.0
17:00	161	3	1.9	143	88.8	14	8.7	0	0.0	1	0.6
18:00	131	2	1.5	115	87.8	13	9.9	1	0.8	0	0.0
19:00	137	3	2.2	123	89.8	11	8.0	0	0.0	0	0.0
20:00	97	4	4.1	87	89.7	6	6.2	0	0.0	0	0.0
21:00	79	5	6.3	70	88.6	3	3.8	1	1.3	0	0.0
22:00	44	0	0.0	41	93.2	3	6.8	0	0.0	0	0.0
23:00	33	0	0.0	30	90.9	3	9.1	0	0.0	0	0.0
12H,7-19	2389	56	2.3	2060	86.2	240	10.1	32	1.3	1	0.0
16H,6-22	2782	68	2.4	2406	86.5	272	9.8	35	1.3	1	0.0
18H,6-24	2859	68	2.4	2477	86.6	278	9.7	35	1.2	1	0.0
24H,0-24	2943	70	2.4	2548	86.6	289	9.8	35	1.2	1	0.0
Sun 18-Jul-21											
00:00	26	0	0.0	26	100.0	0	0.0	0	0.0	0	0.0
01:00	6	0	0.0	5	83.3	1	16.7	0	0.0	0	0.0
02:00	5	0	0.0	4	80.0	1	20.0	0	0.0	0	0.0
03:00	13	0	0.0	8	61.5	5	38.5	0	0.0	0	0.0
04:00	8	0	0.0	8	100.0	0	0.0	0	0.0	0	0.0
05:00	34	1	2.9	33	97.1	0	0.0	0	0.0	0	0.0
06:00	54	2	3.7	42	77.8	8	14.8	2	3.7	0	0.0
07:00	85	2	2.4	74	87.1	7	8.2	2	2.4	0	0.0
08:00	124	4	3.2	109	87.9	11	8.9	0	0.0	0	0.0
09:00	187	4	2.1	173	92.5	8	4.3	2	1.1	0	0.0
10:00	204	6	2.9	182	89.2	15	7.4	1	0.5	0	0.0
11:00	206	8	3.9	182	88.4	14	6.8	2	1.0	0	0.0
12:00	209	4	1.9	191	91.4	11	5.3	3	1.4	0	0.0
13:00	164	2	1.2	152	92.7	10	6.1	0	0.0	0	0.0
14:00	169	4	2.4	155	91.7	7	4.1	2	1.2	1	0.6
15:00	165	6	3.6	150	90.9	7	4.2	2	1.2	0	0.0
16:00	147	9	6.1	126	85.7	12	8.2	0	0.0	0	0.0
17:00	162	3	1.9	146	90.1	10	6.2	3	1.9	0	0.0
18:00	134	1	0.8	118	88.1	14	10.5	1	0.8	0	0.0

10629 BAYNARDS GREEN Site No: 10629001 Location B4100 Baynards Green (west of svcs)
 Tue 13-Jul-21 to Mon 19-Jul-21 Channel: Southeastbound

TIME PERIOD	TOTAL VEHICLES	MOTOR-CYCLES	MOTOR-CYCLES%	CARS	CARS %	LGV	LGV %	HGV	HGV %	BUS	BUS %
19:00	142	1	0.7	130	91.6	11	7.8	0	0.0	0	0.0
20:00	107	2	1.9	95	88.8	9	8.4	1	0.9	0	0.0
21:00	73	2	2.7	65	89.0	5	6.9	1	1.4	0	0.0
22:00	35	0	0.0	30	85.7	4	11.4	1	2.9	0	0.0
23:00	15	0	0.0	13	86.7	2	13.3	0	0.0	0	0.0
12H,7-19	1956	53	2.7	1758	89.9	126	6.4	18	0.9	1	0.1
16H,6-22	2332	60	2.6	2090	89.6	159	6.8	22	0.9	1	0.0
18H,6-24	2382	60	2.5	2133	89.6	165	6.9	23	1.0	1	0.0
24H,0-24	2474	61	2.5	2217	89.6	172	7.0	23	0.9	1	0.0
Mon 19-Jul-21											
00:00	7	1	14.3	5	71.4	0	0.0	1	14.3	0	0.0
01:00	6	0	0.0	2	33.3	3	50.0	1	16.7	0	0.0
02:00	6	0	0.0	5	83.3	1	16.7	0	0.0	0	0.0
03:00	10	0	0.0	7	70.0	2	20.0	1	10.0	0	0.0
04:00	28	1	3.6	19	67.9	5	17.9	3	10.7	0	0.0
05:00	81	5	6.2	55	67.9	15	18.5	6	7.4	0	0.0
06:00	168	3	1.8	125	74.4	28	16.7	10	6.0	2	1.2
07:00	359	6	1.7	291	81.1	48	13.4	12	3.3	2	0.6
08:00	297	3	1.0	243	81.8	39	13.1	10	3.4	2	0.7
09:00	223	2	0.9	173	77.6	32	14.4	13	5.8	3	1.4
10:00	259	2	0.8	206	79.5	39	15.1	12	4.6	0	0.0
11:00	238	3	1.3	195	81.9	29	12.2	11	4.6	0	0.0
12:00	216	3	1.4	162	75.0	41	19.0	7	3.2	3	1.4
13:00	216	5	2.3	172	79.6	32	14.8	7	3.2	0	0.0
14:00	246	3	1.2	190	77.2	42	17.1	10	4.1	1	0.4
15:00	263	0	0.0	210	79.9	43	16.4	7	2.7	3	1.1
16:00	270	3	1.1	199	73.7	55	20.4	7	2.6	6	2.2
17:00	226	0	0.0	185	81.9	36	15.9	5	2.2	0	0.0
18:00	167	2	1.2	139	83.2	21	12.6	5	3.0	0	0.0
19:00	123	3	2.4	102	82.9	15	12.2	3	2.4	0	0.0
20:00	103	3	2.9	90	87.4	8	7.8	2	1.9	0	0.0
21:00	71	1	1.4	61	85.9	6	8.5	3	4.2	0	0.0
22:00	38	1	2.6	32	84.2	4	10.5	1	2.6	0	0.0

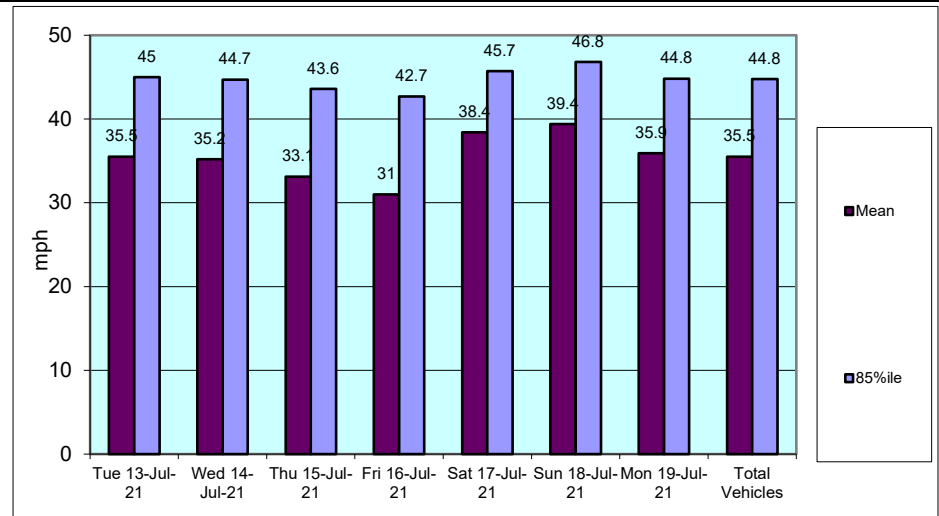
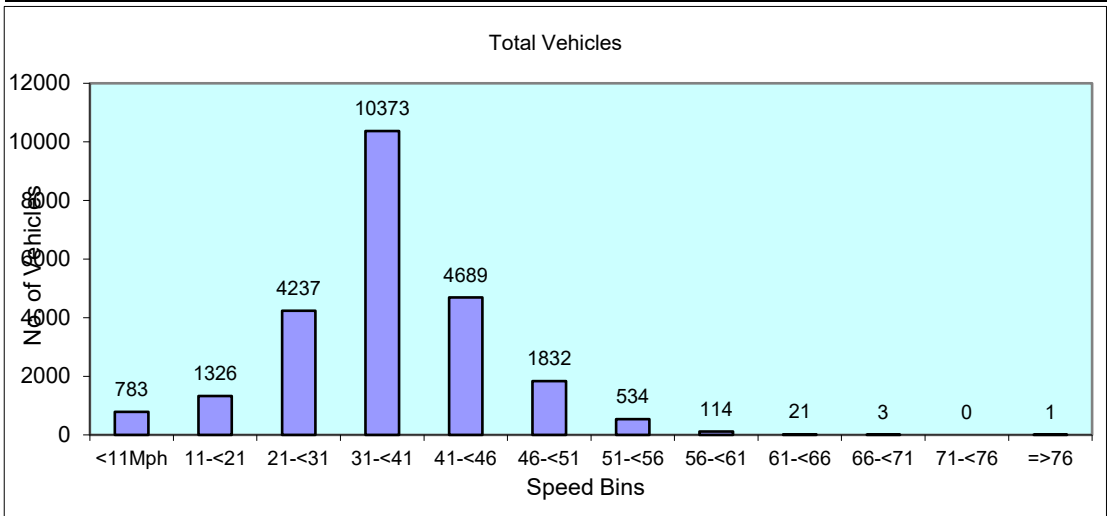
10629 BAYNARDS GREEN Site No: 10629001 Location B4100 Baynards Green (west of svcs)
 Tue 13-Jul-21 to Mon 19-Jul-21 Channel: Southeastbound

TIME PERIOD	TOTAL VEHICLES	MOTOR-CYCLES	MOTOR-CYCLES%	CARS	CARS %	LGV	LGV %	HGV	HGV %	BUS	BUS %
23:00	17	0	0.0	14	82.4	2	11.8	1	5.9	0	0.0
12H,7-19	2980	32	1.1	2365	79.4	457	15.3	106	3.6	20	0.7
16H,6-22	3445	42	1.2	2743	79.6	514	14.9	124	3.6	22	0.6
18H,6-24	3500	43	1.2	2789	79.7	520	14.9	126	3.6	22	0.6
24H,0-24	3638	50	1.4	2882	79.2	546	15.0	138	3.8	22	0.6
Daily Totals											
Tue 13-Jul-21	3665	37	1.0	2965	80.9	513	14.0	131	3.6	19	0.5
Wed 14-Jul-21	3672	37	1.0	3012	82.0	506	13.8	97	2.6	20	0.5
Thu 15-Jul-21	3769	47	1.3	3032	80.5	568	15.1	104	2.8	18	0.5
Fri 16-Jul-21	3752	57	1.5	3123	83.2	444	11.8	107	2.9	21	0.6
Sat 17-Jul-21	2943	70	2.4	2548	86.6	289	9.8	35	1.2	1	0.0
Sun 18-Jul-21	2474	61	2.5	2217	89.6	172	7.0	23	0.9	1	0.0
Mon 19-Jul-21	3638	50	1.4	2882	79.2	546	15.0	138	3.8	22	0.6
Total Vehicles											
[--]	23913	359	1.6	19779	83.1	3038	12.4	635	2.5	102	0.4



Time Period	Total Vehicles	85%ile Speed	Mean Speed	Stand Dev.	<11Mph	11-<21	21-<31	31-<41	41-<46	46-<51	51-<56	56-<61	61-<66	66-<71	71-<76	=>76
Tue 13-Jul-21	3665	45	35.5	10.3	179	130	560	1655	742	285	82	22	9	1	0	0
Wed 14-Jul-21	3672	44.7	35.2	9.8	86	194	722	1620	676	273	84	14	3	0	0	0
Thu 15-Jul-21	3769	43.6	33.1	10.6	134	381	811	1580	570	214	62	12	4	0	0	1
Fri 16-Jul-21	3752	42.7	31	11.6	347	405	850	1424	480	177	52	17	0	0	0	0
Sat 17-Jul-21	2943	45.7	38.4	7.8	0	21	405	1346	768	290	88	23	2	0	0	0
Sun 18-Jul-21	2474	46.8	39.4	7.4	2	13	227	1117	692	326	85	10	1	1	0	0
Mon 19-Jul-21	3638	44.8	35.9	9.2	35	182	662	1631	761	267	81	16	2	1	0	0

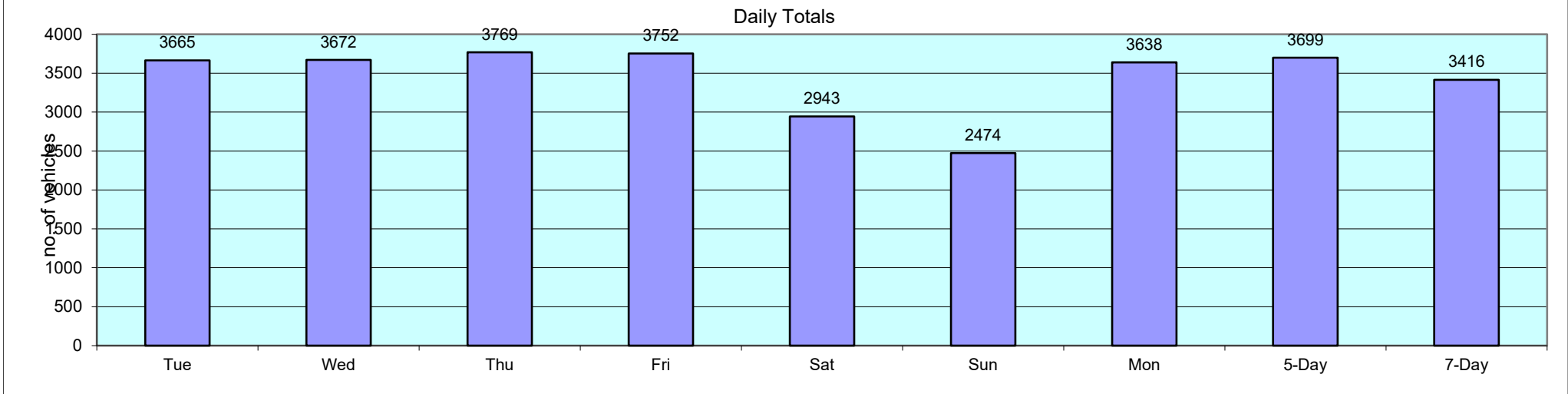
Total Vehicles	[-]	23913	44.8	35.5	9.5	783	1326	4237	10373	4689	1832	534	114	21	3	0	1
----------------	-----	-------	------	------	-----	-----	------	------	-------	------	------	-----	-----	----	---	---	---

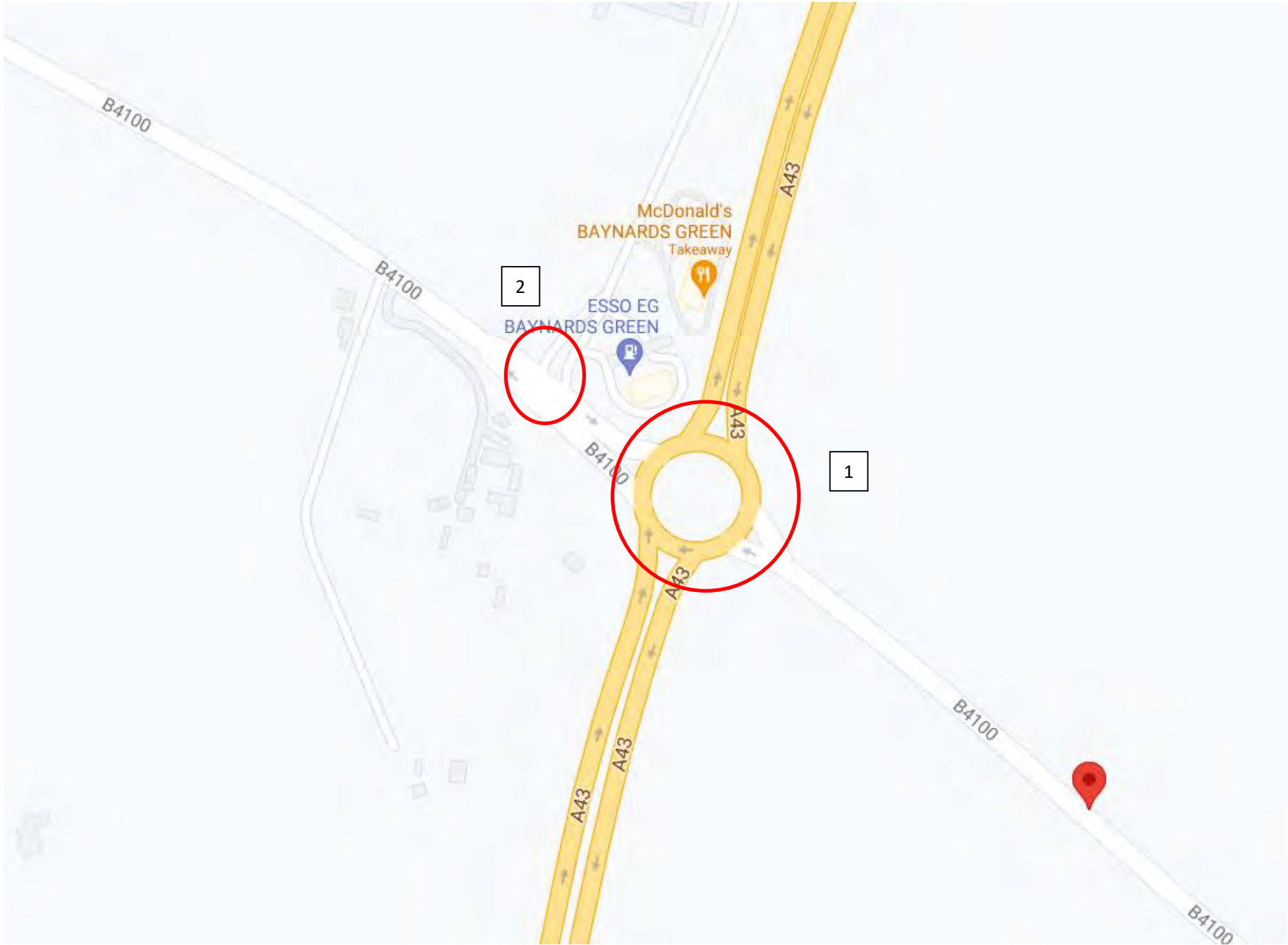


10629	BAYNARDS GREEN		Site No: 10629001		Location		B4100 Baynards Green (west of svcs)			
Channel: Southeastbound										
TIME PERIOD	Tue 13/07/2021	Wed 14/07/2021	Thu 15/07/2021	Fri 16/07/2021	Sat 17/07/2021	Sun 18/07/2021	Mon 19/07/2021	5-Day Av	7-Day Av	
Week Begin: 13-Jul-21										
00:00	6	6	21	8	15	26	7	10	13	
01:00	6	2	10	13	6	6	6	7	7	
02:00	3	4	4	4	6	5	6	4	5	
03:00	10	7	5	7	6	13	10	8	8	
04:00	24	24	25	20	12	8	28	24	20	
05:00	85	82	76	91	39	34	81	83	70	
06:00	185	188	175	157	80	54	168	175	144	
07:00	355	387	369	330	139	85	359	360	289	
08:00	338	351	352	319	196	124	297	331	282	
09:00	265	243	262	223	235	187	223	243	234	
10:00	211	237	186	231	257	204	259	225	226	
11:00	219	200	215	237	251	206	238	222	224	
12:00	214	168	203	221	241	209	216	204	210	
13:00	203	205	206	242	208	164	216	214	206	
14:00	228	210	270	242	184	169	246	239	221	
15:00	251	242	274	248	186	165	263	256	233	
16:00	297	260	287	274	200	147	270	278	248	
17:00	248	248	253	266	161	162	226	248	223	
18:00	180	189	208	202	131	134	167	189	173	
19:00	119	135	122	155	137	142	123	131	133	
20:00	89	143	97	111	97	107	103	109	107	
21:00	77	73	76	79	79	73	71	75	75	
22:00	39	44	51	44	44	35	38	43	42	
23:00	13	24	22	28	33	15	17	21	22	
12H,7-19	3009	2940	3085	3035	2389	1956	2980	3010	2771	
16H,6-22	3479	3479	3555	3537	2782	2332	3445	3499	3230	
18H,6-24	3531	3547	3628	3609	2859	2382	3500	3563	3294	
24H,0-24	3665	3672	3769	3752	2943	2474	3638	3699	3416	
Am	07:00	07:00	07:00	07:00	10:00	11:00	07:00			
Peak	355	387	369	330	257	206	359			
Pm	16:00	16:00	16:00	16:00	12:00	12:00	16:00			
Peak	297	260	287	274	241	209	270			

10629 BAYNARDS GREEN Site No: 10629001 Location B4100 Baynards Green (west of svcs)
 Channel: Southeastbound

TIME PERIOD	Tue 13/07/2021	Wed 14/07/2021	Thu 15/07/2021	Fri 16/07/2021	Sat 17/07/2021	Sun 18/07/2021	Mon 19/07/2021	5-Day Av	7-Day Av
-------------	-------------------	-------------------	-------------------	-------------------	-------------------	-------------------	-------------------	-------------	-------------





2

1

McDonald's
BAYNARDS GREEN
Takeaway

ESSO EG
BAYNARDS GREEN

B4100

B4100

B4100

B4100

B4100

A43

A43

A43

A43

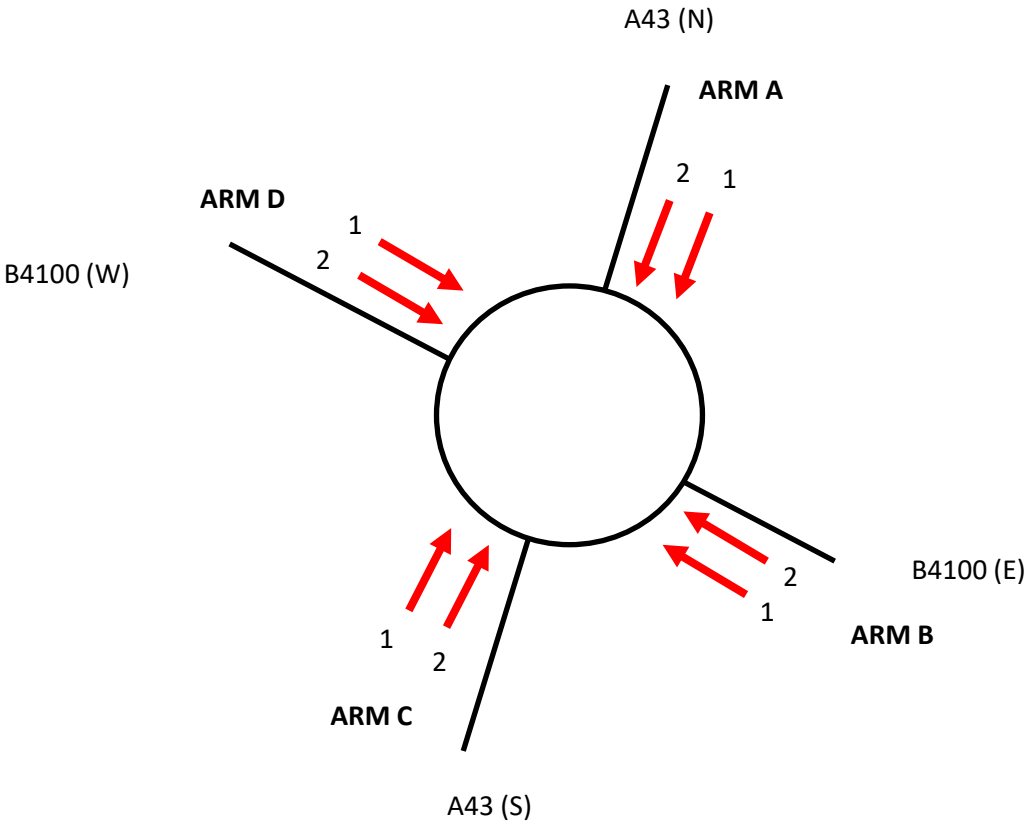
SITE: 1



DATE: 23/06/2021

LOCATION: A43 / B4100

DAY: WEDNESDAY



JOB TITLE: BAYNARDS GREEN

JOB NUMBER: 10520

QUEUE LENGTHS

JOB REF: 10520

JOB NAME: BAYNARDS GREEN

SITE: 1



DATE: 23/06/2021

LOCATION: A43 (N) / B4100 (E) / A43 (S) / B4100 (W)

DAY: WEDNESDAY

NOTE: Queue Lengths recorded by the maximum number of vehicles queuing at each 5-minute interval, by lane

TIME	ARM A A43 (N)		ARM B B4100 (E)		ARM C A43 (S)		ARM D B4100 (W)	
	LANE 1	LANE 2	LANE 1	LANE 2	LANE 1	LANE 2	LANE 1	LANE 2
	07:00	7	13	4	7	5	5	5
07:05	11	12	3	4	5	4	7	5
07:10	13	12	12	6	3	7	3	4
07:15	15	15	16	12	5	6	8	5
07:20	18+	20+	5	7	5	7	9	5
07:25	13	15	15	3	6	5	8	4
07:30	16	15	17	14	3	4	8	2
07:35	18	25	8	7	2	1	8	6
07:40	14	12	11	10	4	4	6	3
07:45	17	12	11	15	5	3	8	5
07:50	16	18	18+	18+	8	7	10	7
07:55	18	15	20+	18+	7	8	8	7
08:00	15	19	21+	16+	9	8	9	5
08:05	19	11	20+	22+	7	7	7	5
08:10	9	10	17+	22+	13	8	9	6
08:15	13	15	22+	22+	9	8	8	3
08:20	12	12	23+	23+	8	12	9	6
08:25	15	17	20+	20+	8	6	8	6
08:30	16	16	14	15	7	5	9	6
08:35	25+	22	24+	7	14	9	7	3
08:40	11	7	16	4	3	4	6	5
08:45	11	6	12	4	4	4	4	2
08:50	4	2	4	3	7	5	5	2
08:55	8	6	4	3	5	3	8	2
09:00	15	7	3	1	4	1	3	3
09:05	9	14	6	6	3	4	3	1
09:10	6	4	9	11	5	2	7	3
09:15	17	20	4	3	9	3	6	2
09:20	12	10	7	3	2	3	6	2
09:25	5	1	16	9	4	4	6	2
09:30	5	4	5	2	4	6	7	2
09:35	7	7	7	4	5	5	5	4
09:40	4	4	6	7	9	7	1	6
09:45	5	1	2	2	4	3	3	3
09:50	4	3	2	8	4	2	7	3
09:55	5	1	4	3	2	4	4	2

TIME	ARM A A43 (N)		ARM B B4100 (E)		ARM C A43 (S)		ARM D B4100 (W)	
	LANE 1	LANE 2	LANE 1	LANE 2	LANE 1	LANE 2	LANE 1	LANE 2
	16:00	4	4	5	8	10	12	9
16:05	6	3	5	17	12	6	11	5
16:10	7	3	6	4	10	10	10	4
16:15	8	7	10	11	11	12	9	4
16:20	8	7	14	13	20+	20+	8	7
16:25	5	2	18	13	18+	15+	8	4
16:30	12	8	4	11	23+	18+	8	3
16:35	4	5	11	15	21+	19+	9	3
16:40	7	5	23+	22+	22+	17+	11	3
16:45	8	2	4	20	20+	20+	4	1
16:50	1	0	23	4	22+	18+	7	2
16:55	9	2	16	24+	25+	22+	9	7
17:00	8	8	24+	22	18+	16+	9	3
17:05	7	4	25+	11	24+	23+	10	5
17:10	12	9	25+	18	18+	17+	12	8
17:15	12	8	20	23+	20+	22+	11	8
17:20	8	3	23+	4	24+	21+	9	4
17:25	2	6	7	10	18+	18+	9	3
17:30	3	3	5	23+	25+	22+	10	2
17:35	4	2	13	20	20+	22+	4	4
17:40	4	5	16	22	22+	22+	2	2
17:45	9	4	16	2	20+	18+	8	2
17:50	8	6	4	3	20+	20+	9	5
17:55	4	2	3	16	23+	21+	3	3
18:00	4	2	4	6	15	12	7	3
18:05	9	1	2	10	7	9	5	3
18:10	3	5	16	17	14	18	6	3
18:15	1	3	19	5	4	4	8	1
18:20	4	1	15	3	8	7	5	1
18:25	3	1	4	18	7	10	3	2
18:30	3	1	1	1	4	6	5	2
18:35	6	1	7	2	14	13	4	1
18:40	2	1	4	4	5	8	2	1
18:45	3	1	6	1	3	2	5	1
18:50	1	1	4	1	4	7	6	1
18:55	2	1	11	12	5	6	4	2

MANUAL CLASSIFIED COUNTS

JOB REF: 10520

JOB NAME: BAYNARDS GREEN

SITE: 1

LOCATION: A43 (N) / B4100 (E) / A43 (S)



DATE: 23/06/2021

DAY: WEDNESDAY

TIME	A TO A FROM A43 (N) TO A43 (N)								A TO B FROM A43 (N) TO B4100 (E)							
	CAR	LGV	OGV1	OGV2	PSV	MCL	PCL	TOT	CAR	LGV	OGV1	OGV2	PSV	MCL	PCL	TOT
07:00	0	0	0	0	0	0	0	0	59	18	3	3	1	0	0	84
07:15	0	0	0	0	0	0	0	0	45	24	1	2	0	0	0	72
07:30	0	0	0	0	0	0	0	0	61	24	1	3	0	0	0	89
07:45	1	0	0	0	0	0	0	1	67	15	2	3	0	0	0	87
H/TOT	1	0	0	0	0	0	0	1	232	81	7	11	1	0	0	332
08:00	0	0	0	0	0	0	0	0	50	10	3	1	1	0	0	65
08:15	0	0	0	0	0	0	0	0	53	15	3	3	0	1	0	75
08:30	0	0	0	0	0	0	0	0	56	10	4	0	0	0	0	70
08:45	0	0	0	0	0	0	0	0	61	7	3	5	0	0	0	76
H/TOT	0	0	0	0	0	0	0	0	220	42	13	9	1	1	0	286
09:00	0	0	0	0	0	0	0	0	37	7	2	1	0	0	0	47
09:15	0	0	0	0	0	0	0	0	46	2	3	0	1	0	0	52
09:30	0	0	0	0	0	0	0	0	37	8	0	1	0	1	0	47
09:45	0	0	0	0	0	0	0	0	38	10	0	0	0	0	0	48
H/TOT	0	0	0	0	0	0	0	0	158	27	5	2	1	1	0	194
10:00	0	0	0	0	0	0	0	0	25	7	1	0	0	2	0	35
10:15	0	0	0	0	0	0	0	0	34	4	3	1	0	0	0	42
10:30	0	0	0	0	0	0	0	0	37	1	2	2	0	1	0	43
10:45	0	0	0	0	0	0	0	0	26	5	3	0	0	0	0	34
H/TOT	0	0	0	0	0	0	0	0	122	17	9	3	0	3	0	154
11:00	0	0	0	0	0	0	0	0	38	4	2	1	0	0	0	45
11:15	0	0	0	0	0	0	0	0	25	3	2	0	1	0	0	31
11:30	0	0	0	0	0	0	0	0	33	4	3	1	0	0	0	41
11:45	0	0	0	0	0	0	0	0	14	7	2	0	0	0	0	23
H/TOT	0	0	0	0	0	0	0	0	110	18	9	2	1	0	0	140
12:00	0	0	0	0	0	0	0	0	35	6	4	0	0	1	0	46
12:15	0	0	0	0	0	0	0	0	22	7	0	2	1	0	0	32
12:30	0	0	0	0	0	0	0	0	24	4	1	3	0	1	0	33
12:45	0	0	0	0	0	0	0	0	23	5	5	3	0	1	0	37
H/TOT	0	0	0	0	0	0	0	0	104	22	10	8	1	3	0	148
13:00	0	0	0	0	0	0	0	0	27	6	2	3	0	0	0	38
13:15	0	0	0	0	0	0	0	0	24	4	1	1	0	0	0	30
13:30	0	0	0	0	0	0	0	0	26	5	5	2	0	0	0	38
13:45	0	0	0	0	0	0	0	0	24	7	1	1	1	0	0	34
H/TOT	0	0	0	0	0	0	0	0	101	22	9	7	1	0	0	140
14:00	0	0	0	0	0	0	0	0	31	6	3	3	0	0	0	43
14:15	0	0	0	0	0	0	0	0	32	6	2	1	1	0	0	42
14:30	0	0	0	0	0	0	0	0	26	4	0	0	0	2	0	32
14:45	0	0	0	0	0	0	0	0	31	13	1	1	0	0	1	47
H/TOT	0	0	0	0	0	0	0	0	120	29	6	5	1	2	1	164
15:00	0	0	0	0	0	0	0	0	23	9	4	1	0	2	0	39
15:15	0	0	0	0	0	0	0	0	43	5	0	0	0	0	0	48
15:30	0	0	0	0	0	0	0	0	33	4	1	2	0	0	0	40
15:45	0	0	0	0	0	0	0	0	27	7	1	0	0	0	0	35
H/TOT	0	0	0	0	0	0	0	0	126	25	6	3	0	2	0	162
16:00	0	0	0	0	0	0	0	0	39	4	0	1	0	0	0	44
16:15	0	0	0	0	0	0	0	0	34	10	3	2	0	0	0	49
16:30	0	0	0	0	0	0	0	0	48	8	4	0	0	1	0	61
16:45	0	0	0	0	0	0	0	0	56	4	0	0	1	0	0	61
H/TOT	0	0	0	0	0	0	0	0	177	26	7	3	1	1	0	215
17:00	0	0	0	0	0	0	0	0	48	7	1	1	0	0	0	57
17:15	0	0	0	0	0	0	0	0	61	2	0	1	0	0	0	64
17:30	0	0	0	0	0	0	0	0	50	6	1	0	1	1	0	59
17:45	0	0	0	0	0	0	0	0	52	2	2	2	1	0	0	59
H/TOT	0	0	0	0	0	0	0	0	211	17	4	4	2	1	0	239
18:00	0	0	0	0	0	0	0	0	44	3	2	0	2	1	0	52
18:15	0	0	0	0	0	0	0	0	36	6	1	2	0	1	0	46
18:30	0	0	0	0	0	0	0	0	33	3	1	0	0	0	0	37
18:45	0	0	0	0	0	0	0	0	22	1	1	0	0	0	0	24
H/TOT	0	0	0	0	0	0	0	0	135	13	5	2	2	2	0	159
F/TOT	1	0	0	0	0	0	0	1	1816	339	90	59	12	16	1	2333

MANUAL CLASSIFIED COUNTS



JOB REF: 10520

JOB NAME: BAYNARDS GREEN

SITE: 1

LOCATION: A43 (N) / B4100 (E) / A43 (S)

DATE: 23/06/2021

DAY: WEDNESDAY

TIME	A TO C FROM A43 (N) TO A43 (S)								A TO D FROM A43 (N) TO B4100 (W)							
	CAR	LGV	OGV1	OGV2	PSV	MCL	PCL	TOT	CAR	LGV	OGV1	OGV2	PSV	MCL	PCL	TOT
07:00	183	92	31	27	0	0	0	333	10	18	1	1	0	0	0	30
07:15	203	75	20	29	0	5	0	332	13	11	2	0	0	0	0	26
07:30	189	58	30	39	0	2	0	318	9	9	1	0	0	0	0	19
07:45	178	69	30	38	0	4	0	319	15	13	0	0	0	0	0	28
H/TOT	753	294	111	133	0	11	0	1302	47	51	4	1	0	0	0	103
08:00	191	48	28	45	0	1	0	313	14	13	0	0	0	0	0	27
08:15	184	35	32	35	0	1	0	287	24	11	5	0	0	0	0	40
08:30	193	58	30	26	1	0	0	308	26	9	4	1	0	0	0	40
08:45	168	58	24	34	1	1	0	286	14	4	2	0	1	1	0	22
H/TOT	736	199	114	140	2	3	0	1194	78	37	11	1	1	1	0	129
09:00	171	46	16	54	0	1	0	288	15	11	0	1	0	1	0	28
09:15	152	40	22	42	1	0	0	257	22	7	2	1	0	0	0	32
09:30	135	38	20	41	2	1	0	237	22	7	3	2	0	0	0	34
09:45	139	31	17	30	1	1	0	219	10	6	2	2	0	0	0	20
H/TOT	597	155	75	167	4	3	0	1001	69	31	7	6	0	1	0	114
10:00	144	37	16	35	0	0	0	232	6	4	0	1	0	0	0	11
10:15	163	34	22	25	0	0	0	244	9	2	1	1	0	0	0	13
10:30	181	33	17	48	0	2	0	281	11	5	3	3	0	0	0	22
10:45	129	31	15	24	1	0	0	200	5	7	3	1	1	0	0	17
H/TOT	617	135	70	132	1	2	0	957	31	18	7	6	1	0	0	63
11:00	122	39	10	45	0	0	0	216	17	5	2	2	0	0	0	26
11:15	148	33	20	35	0	0	0	236	19	6	0	0	0	0	0	25
11:30	152	29	15	34	1	2	0	233	9	4	0	1	0	0	0	14
11:45	153	30	16	41	1	1	0	242	6	4	1	3	0	0	0	14
H/TOT	575	131	61	155	2	3	0	927	51	19	3	6	0	0	0	79
12:00	135	31	17	32	0	0	0	215	14	5	1	1	0	0	0	21
12:15	129	30	22	34	1	3	0	219	15	3	1	0	0	0	0	19
12:30	161	30	14	38	0	1	0	244	20	3	0	1	0	0	0	24
12:45	146	37	16	41	1	1	0	242	14	5	0	0	0	0	0	19
H/TOT	571	128	69	145	2	5	0	920	63	16	2	2	0	0	0	83
13:00	132	28	11	39	1	0	0	211	7	3	0	1	0	0	0	11
13:15	111	40	19	34	1	0	0	205	8	4	0	1	0	1	0	14
13:30	126	44	16	31	0	1	0	218	14	1	1	2	0	0	0	18
13:45	104	31	16	45	0	1	0	197	11	2	0	1	0	1	0	15
H/TOT	473	143	62	149	2	2	0	831	40	10	1	5	0	2	0	58
14:00	118	35	14	32	0	0	0	199	4	0	4	1	0	0	0	9
14:15	127	31	14	30	0	0	0	202	8	5	1	2	0	0	0	16
14:30	153	37	10	48	0	2	0	250	14	5	3	4	0	0	0	26
14:45	151	37	21	28	0	1	0	238	12	6	0	1	1	0	0	20
H/TOT	549	140	59	138	0	3	0	889	38	16	8	8	1	0	0	71
15:00	139	36	10	33	0	2	0	220	15	3	3	0	0	0	0	21
15:15	146	32	12	33	1	0	0	224	18	6	2	1	0	0	0	27
15:30	129	37	14	34	0	6	0	220	9	4	1	2	0	0	0	16
15:45	163	43	13	35	0	2	0	256	16	2	0	2	0	1	0	21
H/TOT	577	148	49	135	1	10	0	920	58	15	6	5	0	1	0	85
16:00	173	29	5	24	0	4	0	235	17	2	2	1	0	0	0	22
16:15	186	38	10	29	1	0	0	264	14	5	2	0	0	0	0	21
16:30	206	48	21	31	1	0	0	307	15	5	3	0	0	0	0	23
16:45	199	32	11	28	4	0	0	274	13	2	3	0	0	0	0	18
H/TOT	764	147	47	112	6	4	0	1080	59	14	10	1	0	0	0	84
17:00	248	41	8	25	0	2	0	324	26	2	1	2	0	0	0	31
17:15	221	38	6	28	0	0	0	293	18	0	0	0	0	0	0	18
17:30	169	32	6	18	1	1	0	227	14	1	0	0	0	1	0	16
17:45	193	26	6	26	0	0	0	251	19	6	0	0	0	0	0	25
H/TOT	831	137	26	97	1	3	0	1095	77	9	1	2	0	1	0	90
18:00	184	15	8	29	0	0	0	236	15	4	0	1	0	0	0	20
18:15	177	22	3	24	0	2	0	228	12	5	0	0	0	0	0	17
18:30	139	25	5	22	1	2	0	194	12	6	0	0	0	0	0	18
18:45	117	13	5	23	0	0	0	158	16	4	0	0	0	0	0	20
H/TOT	617	75	21	98	1	4	0	816	55	19	0	1	0	0	0	75
F/TOT	7660	1832	764	1601	22	53	0	11932	666	255	60	44	3	6	0	1034

MANUAL CLASSIFIED COUNTS

JOB REF: 10520

JOB NAME: BAYNARDS GREEN

SITE: 1

LOCATION: A43 (N) / B4100 (E) / A43 (S)



DATE: 23/06/2021

DAY: WEDNESDAY

TIME	B TO C FROM B4100 (E) TO A43 (S)							TOT	B TO D FROM B4100 (E) TO B4100 (W)							TOT
	CAR	LGV	OGV1	OGV2	PSV	MCL	PCL		CAR	LGV	OGV1	OGV2	PSV	MCL	PCL	
07:00	6	5	0	0	0	0	0	11	13	9	2	0	1	2	0	27
07:15	17	5	0	1	0	0	0	23	29	9	0	0	3	0	0	41
07:30	21	4	0	3	0	0	0	28	29	17	1	0	0	1	0	48
07:45	8	4	1	2	0	0	0	15	28	9	1	0	1	0	0	39
H/TOT	52	18	1	6	0	0	0	77	99	44	4	0	5	3	0	155
08:00	6	2	1	1	0	0	0	10	33	5	3	1	0	0	0	42
08:15	16	4	2	0	0	0	0	22	32	8	0	0	1	0	0	41
08:30	12	4	1	3	0	0	0	20	44	3	0	0	0	0	0	47
08:45	8	5	1	3	0	0	0	17	36	7	1	1	0	0	0	45
H/TOT	42	15	5	7	0	0	0	69	145	23	4	2	1	0	0	175
09:00	11	3	1	2	0	0	0	17	23	8	0	1	0	0	0	32
09:15	12	6	1	1	0	0	0	20	24	2	1	1	1	0	0	29
09:30	13	5	4	0	0	0	0	22	23	13	5	1	0	0	0	42
09:45	3	2	1	2	0	0	0	8	21	7	1	3	0	0	0	32
H/TOT	39	16	7	5	0	0	0	67	91	30	7	6	1	0	0	135
10:00	12	1	1	1	0	0	0	15	19	7	0	1	0	0	0	27
10:15	15	4	0	0	0	0	0	19	24	5	3	0	0	0	0	32
10:30	5	7	1	1	0	0	0	14	28	5	1	3	0	1	0	38
10:45	11	5	0	3	0	0	0	19	20	3	1	0	0	0	0	24
H/TOT	43	17	2	5	0	0	0	67	91	20	5	4	0	1	0	121
11:00	13	1	2	1	0	0	0	17	13	7	1	0	0	1	0	22
11:15	10	3	4	2	0	0	0	19	24	5	2	1	0	1	0	33
11:30	11	7	0	1	0	0	0	19	16	7	4	1	0	1	0	29
11:45	14	3	1	0	0	0	0	18	20	3	4	1	0	0	0	28
H/TOT	48	14	7	4	0	0	0	73	73	22	11	3	0	3	0	112
12:00	7	6	3	2	0	0	0	18	27	5	1	2	0	0	0	35
12:15	9	3	1	1	0	0	0	14	21	3	0	1	0	0	0	25
12:30	11	3	0	0	0	1	0	15	22	6	2	0	0	0	0	30
12:45	7	2	2	1	0	0	0	12	18	7	1	0	0	0	0	26
H/TOT	34	14	6	4	0	1	0	59	88	21	4	3	0	0	0	116
13:00	13	4	2	0	0	0	0	19	30	10	0	0	0	1	0	41
13:15	12	3	3	2	0	0	0	20	35	8	2	0	0	2	0	47
13:30	12	3	0	0	0	0	0	15	38	5	2	0	2	0	0	47
13:45	10	3	1	1	0	0	0	15	28	7	0	2	0	0	0	37
H/TOT	47	13	6	3	0	0	0	69	131	30	4	2	2	3	0	172
14:00	5	4	1	4	0	0	0	14	35	5	4	1	3	1	0	49
14:15	12	3	1	0	0	0	0	16	34	9	2	0	1	0	0	46
14:30	8	5	1	1	0	0	0	15	34	6	1	0	1	1	0	43
14:45	14	5	2	2	0	0	0	23	26	6	1	0	0	0	0	33
H/TOT	39	17	5	7	0	0	0	68	129	26	8	1	5	2	0	171
15:00	15	9	3	0	0	0	0	27	24	11	1	0	1	0	0	37
15:15	15	4	0	0	0	0	0	19	41	13	1	1	2	1	0	59
15:30	12	7	2	2	0	0	0	21	37	13	2	2	1	1	0	56
15:45	10	3	1	0	0	0	0	14	33	4	4	0	0	1	0	42
H/TOT	52	23	6	0	0	0	0	81	135	41	8	3	4	3	0	194
16:00	20	6	1	2	0	0	0	29	38	13	0	0	0	0	0	51
16:15	21	5	1	0	0	0	0	27	53	5	1	0	0	1	0	60
16:30	21	4	2	1	1	0	0	29	28	7	1	0	0	1	0	37
16:45	31	2	0	1	0	0	0	34	54	8	3	0	0	0	0	65
H/TOT	93	17	4	4	1	0	0	119	173	33	5	0	0	2	0	213
17:00	23	8	0	1	0	2	0	34	40	5	1	0	0	0	1	47
17:15	36	7	1	1	0	0	0	45	58	7	0	1	0	2	1	69
17:30	27	6	2	4	0	0	0	39	70	4	0	0	0	0	0	74
17:45	27	2	0	0	0	0	0	29	56	3	0	0	0	2	0	61
H/TOT	113	23	3	6	0	2	0	147	224	19	1	1	0	4	2	251
18:00	23	5	1	0	0	0	0	29	39	4	2	0	0	0	0	45
18:15	26	7	2	1	0	0	0	36	51	7	0	0	1	0	0	59
18:30	16	2	0	1	0	0	0	19	37	7	0	1	0	2	0	47
18:45	16	3	1	1	0	0	0	21	37	3	0	0	0	0	0	40
H/TOT	81	17	4	3	0	0	0	105	164	21	2	1	1	2	0	191
P/TOT	683	204	56	54	1	3	0	1001	1543	330	63	26	19	23	2	2006

MANUAL CLASSIFIED COUNTS

JOB REF: 10520

JOB NAME: BAYNARDS GREEN

SITE: 1

LOCATION: A43 (N) / B4100 (E) / A43 (S)



DATE: 23/06/2021

DAY: WEDNESDAY

TIME	C TO A								C TO B							
	FROM A43 (S) TO A43 (N)								FROM A43 (S) TO B4100 (E)							
	CAR	LGV	OGV1	OGV2	PSV	MCL	PCL	TOT	CAR	LGV	OGV1	OGV2	PSV	MCL	PCL	TOT
07:00	126	45	8	40	0	0	0	219	31	20	2	2	0	0	0	55
07:15	139	41	14	28	1	2	0	225	34	12	4	3	0	1	0	54
07:30	142	36	9	23	0	1	0	211	29	13	1	1	0	0	0	44
07:45	177	34	14	31	0	1	0	257	51	9	2	1	0	0	0	63
H/TOT	584	156	45	122	1	4	0	912	145	54	9	7	0	1	0	216
08:00	206	37	17	30	1	2	0	293	36	11	2	3	0	0	0	52
08:15	179	30	18	50	1	0	0	278	38	14	2	3	0	1	0	58
08:30	143	30	16	29	1	0	0	219	43	8	1	2	0	0	0	54
08:45	142	36	10	36	0	0	0	224	21	5	1	4	0	0	0	31
H/TOT	670	133	61	145	3	2	0	1014	138	38	6	12	0	1	0	195
09:00	129	28	12	32	1	1	0	203	26	4	3	3	0	0	0	36
09:15	97	37	17	33	0	0	0	184	25	10	2	2	0	0	0	39
09:30	129	29	21	52	1	4	0	236	19	9	2	3	0	0	0	33
09:45	132	46	25	41	0	0	0	244	16	6	1	1	0	0	0	24
H/TOT	487	140	75	158	2	5	0	867	86	29	8	9	0	0	0	132
10:00	126	33	20	36	0	0	0	215	16	2	0	1	0	0	0	19
10:15	150	39	19	37	0	2	0	247	16	3	3	1	0	0	0	23
10:30	142	48	14	45	0	0	0	249	24	6	1	3	0	0	0	34
10:45	149	48	21	39	1	3	0	261	8	10	5	4	0	1	0	28
H/TOT	567	168	74	157	1	5	0	972	64	21	9	9	0	1	0	104
11:00	124	31	26	39	0	0	0	220	13	12	3	2	0	0	0	30
11:15	163	36	16	33	0	1	0	249	14	8	4	3	0	0	0	29
11:30	162	40	29	39	1	0	0	271	8	10	4	1	0	0	0	23
11:45	151	41	22	33	0	1	0	248	16	13	3	2	0	0	0	34
H/TOT	600	148	93	144	1	2	0	988	51	43	14	8	0	0	0	116
12:00	111	32	16	28	1	0	0	188	15	7	0	2	0	0	0	24
12:15	148	33	16	37	1	1	0	236	13	5	2	0	0	0	0	20
12:30	143	42	23	37	2	2	0	249	18	9	4	1	0	0	0	32
12:45	147	37	23	45	1	1	0	254	15	6	2	2	0	0	0	25
H/TOT	549	144	78	147	5	4	0	927	61	27	8	5	0	0	0	101
13:00	158	57	30	27	1	1	0	274	11	4	4	2	0	0	0	21
13:15	157	63	21	39	1	0	0	281	14	4	1	0	0	0	0	19
13:30	155	56	29	38	1	1	0	280	14	6	2	0	0	0	0	22
13:45	144	44	20	36	2	0	0	246	15	4	1	0	0	0	0	20
H/TOT	614	220	100	140	5	2	0	1081	54	18	8	2	0	0	0	82
14:00	136	43	23	31	2	1	0	236	15	3	0	2	0	0	0	20
14:15	160	48	37	38	0	1	0	284	16	8	0	2	0	0	0	26
14:30	148	44	14	32	0	1	0	239	15	8	1	0	0	0	0	24
14:45	139	69	18	28	0	0	0	254	15	4	0	0	0	0	0	19
H/TOT	583	204	92	129	2	3	0	1013	61	23	1	4	0	0	0	89
15:00	142	57	12	34	1	1	0	247	29	6	3	1	0	0	0	39
15:15	179	58	15	29	0	0	0	281	17	3	3	0	0	0	0	23
15:30	145	57	20	25	0	3	0	250	17	9	3	0	0	0	0	29
15:45	185	59	13	30	0	2	0	289	23	4	0	1	0	0	0	28
H/TOT	651	231	60	118	1	6	0	1067	86	22	9	2	0	0	0	119
16:00	217	82	22	28	2	3	0	354	21	3	1	2	1	0	0	28
16:15	198	67	15	27	0	2	0	309	30	8	2	1	0	0	0	41
16:30	206	70	17	40	0	0	0	333	21	3	4	0	0	0	0	28
16:45	215	89	21	35	0	0	0	360	31	6	0	1	0	0	0	38
H/TOT	836	308	75	130	2	5	0	1356	103	20	7	4	1	0	0	135
17:00	242	74	14	28	2	1	0	361	30	5	0	0	0	0	0	35
17:15	269	59	18	34	0	1	0	381	23	5	1	1	0	0	0	30
17:30	233	64	17	29	0	3	0	346	20	3	2	0	0	1	0	26
17:45	266	59	13	31	2	3	0	374	23	3	0	0	0	0	0	26
H/TOT	1010	256	62	122	4	8	0	1462	96	16	3	1	0	1	0	117
18:00	271	51	14	45	0	2	0	383	24	1	1	1	0	1	0	28
18:15	218	34	11	21	1	3	0	288	24	3	0	5	0	0	0	32
18:30	217	36	7	21	0	1	0	282	14	5	0	2	0	1	0	22
18:45	183	29	13	40	0	0	0	265	19	4	1	1	0	0	0	25
H/TOT	869	150	45	127	1	6	0	1218	81	13	2	9	0	2	0	107
F/TOT	8040	2258	860	1639	28	52	0	12877	1026	324	84	72	1	6	0	1513

MANUAL CLASSIFIED COUNTS

JOB REF: 10520

JOB NAME: BAYNARDS GREEN

SITE: 1

LOCATION: A43 (N) / B4100 (E) / A43 (S)



DATE: 23/06/2021

DAY: WEDNESDAY

TIME	C TO C FROM A43 (S) TO A43 (S)								C TO D FROM A43 (S) TO B4100 (W)							
	CAR	LGV	OGV1	OGV2	PSV	MCL	PCL	TOT	CAR	LGV	OGV1	OGV2	PSV	MCL	PCL	TOT
07:00	0	0	0	0	0	0	0	0	24	9	2	3	0	0	0	38
07:15	0	0	0	0	0	0	0	0	16	11	2	1	0	0	0	30
07:30	0	0	0	0	0	0	0	0	11	10	2	2	0	1	0	26
07:45	0	0	0	0	0	0	0	0	19	8	2	0	0	1	0	30
H/TOT	0	0	0	0	0	0	0	0	70	38	8	6	0	2	0	124
08:00	0	0	0	0	0	0	0	0	20	8	3	0	0	0	0	31
08:15	0	0	0	0	0	0	0	0	34	6	0	1	0	0	0	41
08:30	0	0	0	0	0	0	0	0	16	3	3	1	0	0	0	23
08:45	0	0	0	0	0	0	0	0	23	8	4	1	0	0	0	36
H/TOT	0	0	0	0	0	0	0	0	93	25	10	3	0	0	0	131
09:00	0	0	0	0	0	0	0	0	16	9	1	3	0	0	0	29
09:15	0	0	0	0	0	0	0	0	13	12	1	0	0	0	0	26
09:30	0	0	0	0	0	0	0	0	19	3	1	1	0	0	0	24
09:45	0	0	0	0	0	0	0	0	21	2	2	0	0	0	0	25
H/TOT	0	0	0	0	0	0	0	0	69	26	5	4	0	0	0	104
10:00	0	0	0	0	0	0	0	0	6	2	1	3	0	0	0	12
10:15	0	0	0	0	0	0	0	0	19	6	1	1	0	0	0	27
10:30	0	0	0	0	0	0	0	0	18	8	6	0	0	0	0	32
10:45	0	0	0	0	0	0	0	0	25	3	2	0	0	0	0	30
H/TOT	0	0	0	0	0	0	0	0	68	19	10	4	0	0	0	101
11:00	0	0	0	0	0	0	0	0	24	6	1	3	0	0	0	34
11:15	0	0	0	0	0	0	0	0	23	5	1	3	0	0	0	32
11:30	0	0	0	0	0	0	0	0	16	3	2	0	0	0	0	21
11:45	0	0	0	0	0	0	0	0	13	5	1	2	0	0	0	21
H/TOT	0	0	0	0	0	0	0	0	76	19	5	8	0	0	0	108
12:00	0	0	0	0	0	0	0	0	22	8	3	0	0	0	0	33
12:15	0	0	0	0	0	0	0	0	16	7	2	2	0	0	0	27
12:30	0	0	0	0	0	0	0	0	24	5	4	1	0	1	0	35
12:45	0	0	0	0	0	0	0	0	24	13	4	1	0	0	0	42
H/TOT	0	0	0	0	0	0	0	0	86	33	13	4	0	1	0	137
13:00	0	0	0	0	0	0	0	0	15	8	2	0	0	0	0	25
13:15	0	0	0	0	0	0	0	0	15	4	0	1	0	0	0	20
13:30	0	0	0	0	0	0	0	0	8	4	4	4	0	0	0	20
13:45	0	0	0	0	0	0	0	0	13	9	3	0	0	0	0	25
H/TOT	0	0	0	0	0	0	0	0	51	25	9	5	0	0	0	90
14:00	0	0	0	0	0	0	0	0	14	5	2	2	0	0	0	23
14:15	0	0	0	0	0	0	0	0	11	7	3	1	0	0	0	22
14:30	0	0	0	0	0	0	0	0	19	12	2	1	0	0	0	34
14:45	0	0	0	0	0	0	0	0	32	6	4	2	0	0	0	44
H/TOT	0	0	0	0	0	0	0	0	76	30	11	6	0	0	0	123
15:00	0	0	0	0	0	0	0	0	24	4	3	0	0	1	0	32
15:15	0	0	0	0	0	0	0	0	11	5	1	3	0	0	0	20
15:30	0	0	0	0	0	0	0	0	22	12	1	1	0	2	0	38
15:45	0	0	0	0	0	0	0	0	19	10	3	0	0	0	0	32
H/TOT	0	0	0	0	0	0	0	0	76	31	8	4	0	3	0	122
16:00	0	0	0	0	0	0	0	0	27	7	3	0	0	0	0	37
16:15	0	0	0	0	0	0	0	0	23	10	1	0	0	0	0	34
16:30	0	0	0	0	0	0	0	0	29	11	1	2	0	1	0	44
16:45	0	0	0	0	0	0	0	0	27	6	4	0	0	0	0	37
H/TOT	0	0	0	0	0	0	0	0	106	34	9	2	0	1	0	152
17:00	0	0	0	0	0	0	0	0	26	10	1	0	0	0	0	37
17:15	0	0	0	0	0	0	0	0	19	8	1	0	0	0	0	28
17:30	0	0	0	0	0	0	0	0	26	4	1	0	0	1	0	32
17:45	0	0	0	0	0	0	0	0	21	3	3	2	0	0	0	29
H/TOT	0	0	0	0	0	0	0	0	92	25	6	2	0	1	0	126
18:00	0	0	0	0	0	0	0	0	24	8	3	0	0	0	0	35
18:15	0	0	0	0	0	0	0	0	22	3	2	1	0	2	0	30
18:30	0	0	0	0	0	0	0	0	21	8	5	3	0	0	0	37
18:45	0	0	0	0	0	0	0	0	19	5	1	0	0	0	0	25
H/TOT	0	0	0	0	0	0	0	0	86	24	11	4	0	2	0	127
F/TOT	0	0	0	0	0	0	0	0	949	329	105	52	0	10	0	1445

MANUAL CLASSIFIED COUNTS

JOB REF: 10520

JOB NAME: BAYNARDS GREEN

SITE: 1

LOCATION: A43 (N) / B4100 (E) / A43 (S)



DATE: 23/06/2021

DAY: WEDNESDAY

TIME	D TO A								D TO B								
	FROM B4100 (W) TO A43 (N)								FROM B4100 (W) TO B4100 (E)								
	CAR	LGV	OGV1	OGV2	PSV	MCL	PCL	TOT	CAR	LGV	OGV1	OGV2	PSV	MCL	PCL	TOT	
07:00	14	8	0	0	0	0	1	0	23	28	8	0	0	0	1	0	37
07:15	12	6	2	2	0	0	0	0	22	59	7	4	0	0	0	0	70
07:30	15	7	2	2	0	0	0	0	24	55	22	2	0	0	1	0	80
07:45	7	7	1	1	0	1	0	17	67	9	1	0	0	0	0	77	
H/TOT	48	28	5	3	0	2	0	86	209	46	7	0	0	2	0	264	
08:00	19	11	0	0	0	0	0	30	40	10	3	0	0	1	0	54	
08:15	22	4	3	0	0	0	0	29	56	23	1	2	0	1	0	83	
08:30	14	1	1	0	0	0	1	17	38	6	5	2	1	1	0	53	
08:45	19	5	0	2	0	0	0	26	53	4	3	0	0	0	0	60	
H/TOT	74	21	4	2	0	0	1	102	187	43	12	4	1	3	0	250	
09:00	16	5	2	1	0	0	0	24	37	4	1	0	1	0	0	43	
09:15	6	8	1	2	0	0	0	17	31	2	2	1	2	0	0	38	
09:30	11	5	3	2	0	0	0	21	22	7	1	1	0	0	0	31	
09:45	6	6	0	0	0	0	0	12	18	5	1	3	0	0	0	27	
H/TOT	39	24	6	5	0	0	0	74	108	18	5	5	3	0	0	139	
10:00	11	6	0	0	0	0	0	17	20	4	3	3	0	0	1	31	
10:15	9	8	1	1	0	0	0	19	21	6	1	1	0	0	0	29	
10:30	10	3	1	1	0	0	0	15	22	5	1	0	0	0	0	28	
10:45	18	2	2	2	0	0	0	24	18	12	1	0	0	0	0	31	
H/TOT	48	19	4	4	0	0	0	75	81	27	6	4	0	0	1	119	
11:00	11	4	1	0	0	0	0	16	35	5	0	0	0	5	0	45	
11:15	9	3	1	4	0	0	0	17	37	7	0	2	0	0	0	46	
11:30	11	4	0	1	0	0	0	16	31	6	3	1	0	0	0	41	
11:45	16	2	2	1	0	0	0	21	21	7	1	1	0	1	0	31	
H/TOT	47	13	4	6	0	0	0	70	124	25	4	4	0	6	0	163	
12:00	13	3	1	0	0	0	0	17	18	4	2	2	0	2	0	28	
12:15	12	3	1	1	0	0	0	17	25	1	1	0	0	3	0	30	
12:30	13	4	0	0	0	0	0	17	25	6	0	0	0	0	0	31	
12:45	11	7	3	2	0	1	0	24	26	10	0	1	0	1	0	38	
H/TOT	49	17	5	3	0	1	0	75	94	21	3	3	0	6	0	127	
13:00	11	4	1	1	0	0	0	17	21	8	2	0	0	0	0	31	
13:15	9	7	2	1	0	0	0	19	38	7	0	1	0	1	0	47	
13:30	13	6	3	2	0	0	0	24	21	11	1	2	0	0	0	35	
13:45	7	7	1	3	0	0	0	18	18	6	4	0	0	1	0	29	
H/TOT	40	24	7	7	0	0	0	78	98	32	7	3	0	2	0	142	
14:00	11	2	4	1	0	0	0	18	26	5	3	0	0	0	0	34	
14:15	10	5	1	2	0	0	0	18	27	6	2	0	0	1	0	36	
14:30	13	6	0	2	0	0	0	21	20	5	1	1	0	0	0	27	
14:45	16	10	2	1	0	0	0	29	32	4	2	1	1	0	0	40	
H/TOT	50	23	7	6	0	0	0	86	105	20	8	2	1	1	0	137	
15:00	21	4	3	3	0	0	0	31	25	3	1	0	0	2	0	31	
15:15	15	6	1	1	0	1	0	24	30	6	1	0	0	0	0	37	
15:30	20	6	4	2	0	0	0	32	28	8	1	0	3	0	0	40	
15:45	16	5	1	1	0	0	0	23	34	4	1	2	2	0	0	43	
H/TOT	72	21	9	7	0	1	0	110	117	21	4	2	5	2	0	151	
16:00	21	10	1	1	0	0	0	33	36	10	1	1	1	2	0	51	
16:15	18	10	3	0	0	0	0	31	34	8	0	0	3	1	0	46	
16:30	21	7	3	1	0	0	0	32	39	11	0	0	0	1	0	51	
16:45	14	7	1	3	0	1	0	26	30	4	0	0	0	0	0	34	
H/TOT	74	34	8	5	0	1	0	122	139	33	1	1	4	4	0	182	
17:00	30	5	2	0	0	0	0	37	43	1	0	0	0	1	0	45	
17:15	24	7	2	0	0	0	0	33	35	4	3	0	0	1	0	43	
17:30	16	4	0	0	0	1	0	21	34	8	0	1	0	3	0	46	
17:45	14	1	0	0	0	0	0	15	33	4	0	1	0	0	0	38	
H/TOT	84	17	4	0	0	1	0	106	145	17	3	2	0	5	0	172	
18:00	10	5	1	0	0	0	0	16	35	5	0	0	0	2	0	42	
18:15	19	3	1	1	0	0	0	24	27	2	0	0	0	0	0	29	
18:30	14	6	0	1	0	0	0	21	30	3	1	0	0	0	0	34	
18:45	20	2	1	2	0	0	0	25	15	0	0	0	0	0	0	15	
H/TOT	63	16	3	4	0	0	0	86	107	10	1	0	0	2	0	120	
F/TOT	688	257	66	52	0	6	1	1070	1514	313	61	30	14	33	1	1966	

MANUAL CLASSIFIED COUNTS

JOB REF: 10520

JOB NAME: BAYNARDS GREEN

SITE: 1

LOCATION: A43 (N) / B4100 (E) / A43 (S)



DATE: 23/06/2021

DAY: WEDNESDAY

TIME	D TO C								D TO D							
	FROM B4100 (W) TO A43 (S)								FROM B4100 (W) TO B4100 (W)							
	CAR	LGV	OGV1	OGV2	PSV	MCL	PCL	TOT	CAR	LGV	OGV1	OGV2	PSV	MCL	PCL	TOT
07:00	22	14	2	2	0	0	0	40	1	0	1	0	0	0	0	2
07:15	24	21	1	0	0	1	0	47	0	2	0	1	0	0	0	3
07:30	27	8	1	0	0	0	0	36	2	0	0	0	0	0	0	2
07:45	27	16	2	0	0	0	0	45	3	1	1	0	0	0	0	5
H/TOT	100	59	6	2	0	1	0	168	6	3	2	1	0	0	0	12
08:00	35	13	2	3	0	0	0	53	0	0	1	0	0	0	0	1
08:15	26	2	3	0	0	0	0	31	4	2	0	0	0	0	0	6
08:30	32	13	1	0	0	0	0	46	2	1	0	0	0	0	0	3
08:45	23	9	0	1	0	0	0	33	0	2	0	0	0	0	0	2
H/TOT	116	37	6	4	0	0	0	163	6	5	1	0	0	0	0	12
09:00	25	7	6	2	0	0	0	40	2	2	0	0	0	0	0	4
09:15	21	9	1	1	0	1	0	33	1	3	1	0	0	0	0	5
09:30	19	4	1	2	0	2	0	28	4	2	0	0	0	0	0	6
09:45	23	6	3	0	0	0	0	32	1	1	0	0	0	0	0	2
H/TOT	88	26	11	5	0	3	0	133	8	8	1	0	0	0	0	17
10:00	23	5	4	3	0	0	0	35	3	3	0	0	0	0	0	6
10:15	18	6	2	2	0	0	0	28	3	1	0	0	0	0	0	4
10:30	16	2	1	1	0	0	0	20	4	2	1	0	0	0	0	7
10:45	16	4	1	1	0	1	0	23	2	0	0	0	0	0	0	2
H/TOT	73	17	8	7	0	1	0	106	12	6	1	0	0	0	0	19
11:00	16	3	2	1	0	0	0	22	2	0	0	0	0	0	0	2
11:15	16	9	2	1	0	0	0	28	1	1	0	0	0	0	0	2
11:30	19	6	3	1	0	0	0	29	3	0	0	0	0	0	0	3
11:45	18	5	4	2	0	1	0	30	3	0	1	0	0	0	0	4
H/TOT	69	23	11	5	0	1	0	109	9	1	1	0	0	0	0	11
12:00	9	3	1	1	0	0	0	14	3	1	1	0	0	0	0	5
12:15	14	5	2	0	0	0	0	21	4	1	1	0	0	0	0	6
12:30	24	8	4	0	0	0	0	36	3	3	1	0	0	0	0	7
12:45	25	6	0	0	0	0	0	31	4	3	0	0	0	0	0	7
H/TOT	72	22	7	1	0	0	0	102	14	8	3	0	0	0	0	25
13:00	20	9	3	0	0	0	0	32	9	2	0	0	0	0	0	11
13:15	13	2	0	1	0	0	0	16	3	0	0	0	0	0	0	3
13:30	19	0	2	0	0	0	0	21	6	2	0	0	0	0	0	8
13:45	17	5	2	4	0	0	0	28	2	1	0	0	0	0	0	3
H/TOT	69	16	7	5	0	0	0	97	20	5	0	0	0	0	0	25
14:00	18	5	2	1	0	1	0	27	5	1	0	0	0	0	0	6
14:15	17	11	0	1	0	3	0	32	4	2	0	0	0	0	0	6
14:30	21	10	1	0	0	0	0	32	1	0	0	0	0	0	0	1
14:45	12	9	2	1	0	0	0	24	6	1	0	0	0	0	0	7
H/TOT	68	35	5	3	0	4	0	115	16	4	0	0	0	0	0	20
15:00	17	13	3	0	0	0	0	33	3	0	0	1	0	0	0	4
15:15	11	4	4	1	0	0	0	20	1	3	1	0	0	0	0	5
15:30	25	10	4	1	0	1	0	41	5	1	0	0	0	0	0	6
15:45	23	3	2	0	0	1	0	29	1	1	0	0	0	0	0	2
H/TOT	76	30	13	2	0	2	0	123	10	5	1	1	0	0	0	17
16:00	21	13	2	2	0	0	0	38	5	0	0	0	0	0	0	5
16:15	27	11	1	1	0	0	0	40	4	2	0	0	0	0	0	6
16:30	19	8	2	0	0	0	0	29	3	1	0	0	0	0	0	4
16:45	24	3	1	0	0	1	0	29	6	0	0	0	0	0	0	6
H/TOT	91	35	6	3	0	1	0	136	18	3	0	0	0	0	0	21
17:00	24	5	2	0	0	0	0	31	6	1	0	0	0	0	0	7
17:15	26	2	1	1	0	0	0	30	2	0	0	0	0	0	0	2
17:30	21	2	0	0	0	1	0	24	4	0	0	0	0	0	0	4
17:45	20	4	0	0	0	0	0	24	3	0	0	0	0	1	0	4
H/TOT	91	13	3	1	0	1	0	109	15	1	0	0	0	1	0	17
18:00	16	6	1	0	0	0	0	23	5	0	0	0	0	0	0	5
18:15	14	4	1	1	0	0	0	20	3	0	0	0	0	0	0	3
18:30	13	2	0	0	0	0	0	15	2	1	0	0	0	0	0	3
18:45	9	4	3	1	0	0	0	17	1	1	0	1	0	0	0	3
H/TOT	52	16	5	2	0	0	0	75	11	2	0	1	0	0	0	14
F/TOT	965	329	88	40	0	14	0	1436	145	51	10	3	0	1	0	210

MANUAL CLASSIFIED COUNTS

JOB REF: 10520

JOB NAME: BAYNARDS GREEN

SITE: 1

LOCATION: A43 (N) / B4100 (E) / A43 (S)



DATE: 23/06/2021

DAY: WEDNESDAY

TIME	TO ARM A A43 (N)							TOT	FROM ARM A A43 (N)							TOT
	CAR	LGV	OGV1	OGV2	PSV	MCL	PCL		CAR	LGV	OGV1	OGV2	PSV	MCL	PCL	
07:00	179	55	8	40	1	1	0	284	252	128	35	31	1	0	0	447
07:15	191	53	20	31	1	2	0	298	261	110	23	31	0	5	0	430
07:30	201	50	16	23	0	3	0	293	259	91	32	42	0	2	0	426
07:45	223	50	17	32	0	3	0	325	261	97	32	41	0	4	0	435
H/TOT	794	208	61	126	2	9	0	1200	1033	426	122	145	1	11	0	1738
08:00	275	55	19	33	1	2	0	385	255	71	31	46	1	1	0	405
08:15	262	42	23	52	1	0	0	380	261	61	40	38	0	2	0	402
08:30	201	34	19	30	1	0	1	286	275	77	38	27	1	0	0	418
08:45	195	44	12	39	1	0	0	291	243	69	29	39	2	2	0	384
H/TOT	933	175	73	154	4	2	1	1342	1034	278	138	150	4	5	0	1609
09:00	166	40	15	34	1	2	0	258	223	64	18	56	0	2	0	363
09:15	124	49	19	37	1	0	0	230	220	49	27	43	2	0	0	341
09:30	159	40	25	56	1	5	0	286	194	53	23	44	2	2	0	318
09:45	158	59	26	42	1	0	0	286	187	47	19	32	1	1	0	287
H/TOT	607	188	85	169	4	7	0	1060	824	213	87	175	5	5	0	1309
10:00	149	44	23	36	0	1	0	253	175	48	17	36	0	2	0	278
10:15	180	55	22	41	0	3	0	301	206	40	26	27	0	0	0	299
10:30	173	56	16	48	0	0	0	293	229	39	22	53	0	3	0	346
10:45	188	55	25	45	1	3	0	317	160	43	21	25	2	0	0	251
H/TOT	690	210	86	170	1	7	0	1164	770	170	86	141	2	5	0	1174
11:00	152	40	30	41	0	0	0	263	177	48	14	48	0	0	0	287
11:15	201	45	17	38	0	1	0	302	192	42	22	35	1	0	0	292
11:30	197	48	29	42	1	0	0	317	194	37	18	36	1	2	0	288
11:45	189	49	27	36	1	1	0	303	173	41	19	44	1	1	0	279
H/TOT	739	182	103	157	2	2	0	1185	736	168	73	163	3	3	0	1146
12:00	140	44	18	33	1	0	0	236	184	42	22	33	0	1	0	282
12:15	191	41	17	39	1	1	0	290	166	40	23	36	2	3	0	270
12:30	189	53	26	39	2	2	0	311	205	37	15	42	0	2	0	301
12:45	178	51	28	48	2	3	0	310	183	47	21	44	1	2	0	298
H/TOT	698	189	89	159	6	6	0	1147	738	166	81	155	3	8	0	1151
13:00	187	65	39	30	1	2	0	324	166	37	13	43	1	0	0	260
13:15	195	79	26	45	1	1	0	347	143	48	20	36	1	1	0	249
13:30	205	72	34	42	1	1	0	355	166	50	22	35	0	1	0	274
13:45	178	54	21	42	2	0	0	297	139	40	17	47	1	2	0	246
H/TOT	765	270	120	159	5	4	0	1323	614	175	72	161	3	4	0	1029
14:00	182	57	31	36	2	2	0	310	153	41	21	36	0	0	0	251
14:15	217	58	40	43	0	1	0	359	167	42	17	33	1	0	0	260
14:30	190	58	16	36	0	1	0	301	193	46	13	52	0	4	0	308
14:45	195	87	20	31	0	2	0	335	194	56	22	30	1	1	1	305
H/TOT	784	260	107	146	2	6	0	1305	707	185	73	151	2	5	1	1124
15:00	198	74	15	38	2	1	0	328	177	48	17	34	0	4	0	280
15:15	231	73	17	33	0	1	0	355	207	43	14	34	1	0	0	299
15:30	214	77	24	27	0	3	0	345	171	45	16	38	0	6	0	276
15:45	238	81	15	33	0	3	0	370	206	52	14	37	0	3	0	312
H/TOT	881	305	71	131	2	8	0	1398	761	188	61	143	1	13	0	1167
16:00	276	110	24	29	2	3	0	444	229	35	7	26	0	4	0	301
16:15	267	93	21	28	0	2	0	411	234	53	15	31	1	0	0	334
16:30	289	97	22	41	0	0	0	449	269	61	28	31	1	1	0	391
16:45	288	108	23	38	0	1	0	458	268	38	14	28	5	0	0	353
H/TOT	1120	408	90	136	2	6	0	1762	1000	187	64	116	7	5	0	1379
17:00	339	85	18	30	2	3	0	477	322	50	10	28	0	2	0	412
17:15	354	74	21	34	1	1	0	485	300	40	6	29	0	0	0	375
17:30	318	79	18	31	1	5	0	452	233	39	7	18	2	3	0	302
17:45	340	68	14	31	2	3	0	458	264	34	8	28	1	0	0	335
H/TOT	1351	306	71	126	6	12	0	1872	1119	163	31	103	3	5	0	1424
18:00	338	64	16	45	0	3	0	466	243	22	10	30	2	1	0	308
18:15	288	47	12	23	1	3	0	374	225	33	4	26	0	3	0	291
18:30	271	45	7	22	1	1	0	347	184	34	6	22	1	2	0	249
18:45	238	34	14	43	0	0	0	329	155	18	6	23	0	0	0	202
H/TOT	1135	190	49	133	2	7	0	1515	887	107	26	101	3	6	0	1050
F/TOT	10497	2891	1005	1766	38	76	1	16274	10143	2426	914	1704	37	75	1	15300

MANUAL CLASSIFIED COUNTS



JOB REF: 10520

JOB NAME: BAYNARDS GREEN

SITE: 1

LOCATION: A43 (N) / B4100 (E) / A43 (S)

DATE: 23/06/2021

DAY: WEDNESDAY

TIME	TO ARM B B4100 (E)							TOT	FROM ARM B B4100 (E)							TOT
	CAR	LGV	OGV1	OGV2	PSV	MCL	PCL		CAR	LGV	OGV1	OGV2	PSV	MCL	PCL	
07:00	118	46	5	5	1	1	0	176	58	16	2	0	2	2	0	80
07:15	138	43	9	5	0	1	0	196	86	20	4	2	3	0	0	115
07:30	145	59	4	4	0	1	0	213	94	28	6	3	0	3	0	134
07:45	185	33	5	4	0	0	0	227	74	22	4	2	1	1	0	104
H/TOT	586	181	23	18	1	3	0	812	312	86	16	7	6	6	0	433
08:00	126	31	8	4	1	1	0	171	89	14	6	5	0	0	0	114
08:15	147	52	6	8	0	3	0	216	109	20	4	2	1	0	0	136
08:30	137	24	10	4	1	1	0	177	100	10	3	4	0	0	0	117
08:45	135	16	7	9	0	0	0	167	78	15	4	5	1	0	0	103
H/TOT	545	123	31	25	2	5	0	731	376	59	17	16	2	0	0	470
09:00	100	15	6	4	1	0	0	126	55	18	2	4	0	1	0	80
09:15	102	14	7	3	3	0	0	129	57	12	3	4	2	0	0	78
09:30	78	24	3	5	0	1	0	111	55	24	10	3	0	1	0	93
09:45	72	21	2	4	0	0	0	99	44	16	3	6	1	0	0	70
H/TOT	352	74	18	16	4	1	0	465	211	70	18	17	3	2	0	321
10:00	61	13	4	4	0	2	1	85	43	13	4	2	0	1	0	63
10:15	71	13	7	3	0	0	0	94	60	17	5	3	0	1	0	86
10:30	83	12	4	5	0	1	0	105	54	17	3	6	0	1	0	81
10:45	52	27	9	4	0	1	0	93	52	13	3	7	0	0	0	75
H/TOT	267	65	24	16	0	4	1	377	209	60	15	18	0	3	0	305
11:00	86	21	5	3	0	5	0	120	43	13	6	3	0	1	0	66
11:15	76	18	6	5	1	0	0	106	63	14	6	4	0	1	0	88
11:30	72	20	10	3	0	0	0	105	51	18	4	4	0	1	0	78
11:45	51	27	6	3	0	1	0	88	56	12	8	3	1	0	0	80
H/TOT	285	86	27	14	1	6	0	419	213	57	24	14	1	3	0	312
12:00	68	17	6	4	0	3	0	98	50	20	5	9	0	0	0	84
12:15	60	13	3	2	1	3	0	82	61	11	1	3	0	0	0	76
12:30	67	19	5	4	0	1	0	96	66	16	5	2	0	1	0	90
12:45	64	21	7	6	0	2	0	100	45	16	5	2	1	1	0	70
H/TOT	259	70	21	16	1	9	0	376	222	63	16	16	1	2	0	320
13:00	59	18	8	5	0	0	0	90	61	18	10	2	0	2	0	93
13:15	76	15	2	2	0	1	0	96	76	20	8	7	0	3	0	114
13:30	61	22	8	4	0	0	0	95	87	18	4	2	2	0	0	113
13:45	57	17	6	1	1	1	0	83	65	13	1	6	0	0	0	85
H/TOT	253	72	24	12	1	2	0	364	289	69	23	17	2	5	0	405
14:00	72	14	6	5	0	0	0	97	75	21	9	9	3	2	0	119
14:15	75	20	4	3	1	1	0	104	93	17	5	3	1	0	0	119
14:30	61	17	2	1	0	2	0	83	71	19	4	3	1	1	0	99
14:45	78	21	3	2	1	0	1	106	80	19	3	4	0	2	0	108
H/TOT	286	72	15	11	2	3	1	390	319	76	21	19	5	5	0	445
15:00	77	18	8	2	0	4	0	109	74	33	4	1	2	0	0	114
15:15	90	14	4	0	0	0	0	108	93	26	2	4	2	1	0	128
15:30	78	21	5	2	3	0	0	109	98	34	4	2	1	1	0	140
15:45	84	15	2	3	2	0	0	106	80	24	6	2	0	2	0	114
H/TOT	329	68	19	7	5	4	0	432	345	117	16	9	5	4	0	496
16:00	96	17	2	4	2	2	0	123	96	37	2	2	0	0	0	137
16:15	98	26	5	3	3	1	0	136	125	26	5	1	0	1	0	158
16:30	108	22	8	0	0	2	0	140	111	31	5	1	1	1	0	150
16:45	117	14	0	1	1	0	0	133	144	22	4	1	0	0	0	171
H/TOT	419	79	15	8	6	5	0	532	476	116	16	5	1	2	0	616
17:00	121	13	1	1	0	1	0	137	130	19	3	3	0	4	1	160
17:15	119	11	4	2	0	1	0	137	155	22	2	2	1	2	1	185
17:30	104	17	3	1	1	5	0	131	166	21	3	6	1	1	0	198
17:45	108	9	2	3	1	0	0	123	143	13	1	0	0	2	0	159
H/TOT	452	50	10	7	2	7	0	528	594	75	9	11	2	9	2	702
18:00	103	9	3	1	2	4	0	122	119	17	4	0	0	1	0	141
18:15	87	11	1	7	0	1	0	107	128	24	2	2	1	0	0	157
18:30	77	11	2	2	0	1	0	93	93	12	0	2	1	2	0	110
18:45	56	5	2	1	0	0	0	64	88	9	1	2	0	0	0	100
H/TOT	323	36	8	11	2	6	0	386	428	62	7	6	2	3	0	508
F/TOT	4356	976	235	161	27	55	2	5812	3994	910	198	155	30	44	2	5333

MANUAL CLASSIFIED COUNTS



JOB REF: 10520

JOB NAME: BAYNARDS GREEN

SITE: 1

LOCATION: A43 (N) / B4100 (E) / A43 (S)

DATE: 23/06/2021

DAY: WEDNESDAY

TIME	TO ARM C A43 (S)								FROM ARM C A43 (S)							
	CAR	LGV	OGV1	OGV2	PSV	MCL	PCL	TOT	CAR	LGV	OGV1	OGV2	PSV	MCL	PCL	TOT
07:00	211	111	33	29	0	0	0	384	181	74	12	45	0	0	0	312
07:15	244	101	21	30	0	6	0	402	189	64	20	32	1	3	0	309
07:30	237	70	31	42	0	2	0	382	182	59	12	26	0	2	0	281
07:45	213	89	33	40	0	4	0	379	247	51	18	32	0	2	0	350
H/TOT	905	371	118	141	0	12	0	1547	799	248	62	135	1	7	0	1252
08:00	232	63	31	49	0	1	0	376	262	56	22	33	1	2	0	376
08:15	226	41	37	35	0	1	0	340	251	50	20	54	1	1	0	377
08:30	237	75	32	29	1	0	0	374	202	41	20	32	1	0	0	296
08:45	199	72	25	38	1	1	0	336	186	49	15	41	0	0	0	291
H/TOT	894	251	125	151	2	3	0	1426	901	196	77	160	3	3	0	1340
09:00	207	56	23	58	0	1	0	345	171	41	16	38	1	1	0	258
09:15	185	55	24	44	1	1	0	310	135	59	20	35	0	0	0	249
09:30	167	47	25	43	2	3	0	287	167	41	24	56	1	4	0	293
09:45	165	39	21	32	1	1	0	259	169	54	28	42	0	0	0	293
H/TOT	724	197	93	177	4	6	0	1201	642	195	88	171	2	5	0	1103
10:00	179	43	21	39	0	0	0	282	148	37	21	40	0	0	0	246
10:15	196	44	24	27	0	0	0	291	185	48	23	39	0	2	0	297
10:30	202	42	19	50	0	2	0	315	184	62	21	48	0	0	0	315
10:45	156	40	16	28	1	1	0	242	182	61	28	43	1	4	0	319
H/TOT	733	169	80	144	1	3	0	1130	699	208	93	170	1	6	0	1177
11:00	151	43	14	47	0	0	0	255	161	49	30	44	0	0	0	284
11:15	174	45	26	38	0	0	0	283	200	49	21	39	0	1	0	310
11:30	182	42	18	36	1	2	0	281	186	53	35	40	1	0	0	315
11:45	185	38	21	43	1	2	0	290	180	59	26	37	0	1	0	303
H/TOT	692	168	79	164	2	4	0	1109	727	210	112	160	1	2	0	1212
12:00	151	40	21	35	0	0	0	247	148	47	19	30	1	0	0	245
12:15	152	38	25	35	1	3	0	254	177	45	20	39	1	1	0	283
12:30	196	41	18	38	0	2	0	295	185	56	31	39	2	3	0	316
12:45	178	45	18	42	1	1	0	285	186	56	29	48	1	1	0	321
H/TOT	677	164	82	150	2	6	0	1081	696	204	99	156	5	5	0	1165
13:00	165	41	16	39	1	0	0	262	184	69	36	29	1	1	0	320
13:15	136	45	22	37	1	0	0	241	186	71	22	40	1	0	0	320
13:30	157	47	18	31	0	1	0	254	177	66	35	42	1	1	0	322
13:45	131	39	19	50	0	1	0	240	172	57	24	36	2	0	0	291
H/TOT	589	172	75	157	2	2	0	997	719	263	117	147	5	2	0	1253
14:00	141	44	17	37	0	1	0	240	165	51	25	35	2	1	0	279
14:15	156	45	15	31	0	3	0	250	187	63	40	41	0	1	0	332
14:30	182	52	12	49	0	2	0	297	182	64	17	33	0	1	0	297
14:45	177	51	25	31	0	1	0	285	186	79	22	30	0	0	0	317
H/TOT	656	192	69	148	0	7	0	1072	720	257	104	139	2	3	0	1225
15:00	171	58	16	33	0	2	0	280	195	67	18	35	1	2	0	318
15:15	172	40	16	34	1	0	0	263	207	66	19	32	0	0	0	324
15:30	166	54	20	35	0	7	0	282	184	78	24	26	0	5	0	317
15:45	196	49	16	35	0	3	0	299	227	73	16	31	0	2	0	349
H/TOT	705	201	68	137	1	12	0	1124	813	284	77	124	1	9	0	1308
16:00	214	48	8	28	0	4	0	302	265	92	26	30	3	3	0	419
16:15	234	54	12	30	1	0	0	331	251	85	18	28	0	2	0	384
16:30	246	60	25	32	2	0	0	365	256	84	22	42	0	1	0	405
16:45	254	37	12	29	4	1	0	337	273	101	25	36	0	0	0	435
H/TOT	948	199	57	119	7	5	0	1335	1045	362	91	136	3	6	0	1643
17:00	295	54	10	26	0	4	0	389	298	89	15	28	2	1	0	433
17:15	283	47	8	30	0	0	0	368	311	72	20	35	0	1	0	439
17:30	217	40	8	22	1	2	0	290	279	71	20	29	0	5	0	404
17:45	240	32	6	26	0	0	0	304	310	65	16	33	2	3	0	429
H/TOT	1035	173	32	104	1	6	0	1351	1198	297	71	125	4	10	0	1705
18:00	223	26	10	29	0	0	0	288	319	60	18	46	0	3	0	446
18:15	217	33	6	26	0	2	0	284	264	40	13	27	1	5	0	350
18:30	168	29	5	23	1	2	0	228	252	49	12	26	0	2	0	341
18:45	142	20	9	25	0	0	0	196	221	38	15	41	0	0	0	315
H/TOT	750	108	30	103	1	4	0	996	1056	187	58	140	1	10	0	1452
F/TOT	9308	2365	908	1695	23	70	0	14369	10015	2911	1049	1763	29	68	0	15835

MANUAL CLASSIFIED COUNTS



JOB REF: 10520

JOB NAME: BAYNARDS GREEN

SITE: 1

LOCATION: A43 (N) / B4100 (E) / A43 (S)

DATE: 23/06/2021

DAY: WEDNESDAY

TIME	TO ARM D B4100 (W)							FROM ARM D B4100 (W)								
	CAR	LGV	OGV1	OGV2	PSV	MCL	PCL	TOT	CAR	LGV	OGV1	OGV2	PSV	MCL	PCL	TOT
07:00	48	36	6	4	1	2	0	97	65	30	3	2	0	2	0	102
07:15	58	33	4	2	3	0	0	100	95	36	7	3	0	1	0	142
07:30	51	36	4	2	0	2	0	95	99	37	5	0	0	1	0	142
07:45	65	31	4	0	1	1	0	102	104	33	5	1	0	1	0	144
H/TOT	222	136	18	8	5	5	0	394	363	136	20	6	0	5	0	530
08:00	67	26	7	1	0	0	0	101	94	34	6	3	0	1	0	138
08:15	94	27	5	1	1	0	0	128	108	31	7	2	0	1	0	149
08:30	88	16	7	2	0	0	0	113	86	21	7	2	1	1	1	119
08:45	73	21	7	2	1	1	0	105	95	20	3	3	0	0	0	121
H/TOT	322	90	26	6	2	1	0	447	383	106	23	10	1	3	1	527
09:00	56	30	1	5	0	1	0	93	80	18	9	3	1	0	0	111
09:15	60	24	5	2	1	0	0	92	59	22	5	4	2	1	0	93
09:30	68	25	9	4	0	0	0	106	56	18	5	5	0	2	0	86
09:45	53	16	5	5	0	0	0	79	48	18	4	3	0	0	0	73
H/TOT	237	95	20	16	1	1	0	370	243	76	23	15	3	3	0	363
10:00	34	16	1	5	0	0	0	56	57	18	7	6	0	0	1	89
10:15	55	14	5	2	0	0	0	76	51	21	4	4	0	0	0	80
10:30	61	20	11	6	0	1	0	99	52	12	4	2	0	0	0	70
10:45	52	13	6	1	1	0	0	73	54	18	4	3	0	1	0	80
H/TOT	202	63	23	14	1	1	0	304	214	69	19	15	0	1	1	319
11:00	56	18	4	5	0	1	0	84	64	12	3	1	0	5	0	85
11:15	67	17	3	4	0	1	0	92	63	20	3	7	0	0	0	93
11:30	44	14	6	2	0	1	0	67	64	16	6	3	0	0	0	89
11:45	42	12	7	6	0	0	0	67	58	14	8	4	0	2	0	86
H/TOT	209	61	20	17	0	3	0	310	249	62	20	15	0	7	0	353
12:00	66	19	6	3	0	0	0	94	43	11	5	3	0	2	0	64
12:15	56	14	4	3	0	0	0	77	55	10	5	1	0	3	0	74
12:30	69	17	7	2	0	1	0	96	65	21	5	0	0	0	0	91
12:45	60	28	5	1	0	0	0	94	66	26	3	3	0	2	0	100
H/TOT	251	78	22	9	0	1	0	361	229	68	18	7	0	7	0	329
13:00	61	23	2	1	0	1	0	88	61	23	6	1	0	0	0	91
13:15	61	16	2	2	0	3	0	84	63	16	2	3	0	1	0	85
13:30	66	12	7	6	2	0	0	93	59	19	6	4	0	0	0	88
13:45	54	19	3	3	0	1	0	80	44	19	7	7	0	1	0	78
H/TOT	242	70	14	12	2	5	0	345	227	77	21	15	0	2	0	342
14:00	58	11	10	4	3	1	0	87	60	13	9	2	0	1	0	85
14:15	57	23	6	3	1	0	0	90	58	24	3	3	0	4	0	92
14:30	68	23	6	5	1	1	0	104	55	21	2	3	0	0	0	81
14:45	76	19	5	3	1	0	0	104	66	24	6	3	1	0	0	100
H/TOT	259	76	27	15	6	2	0	385	239	82	20	11	1	5	0	358
15:00	66	18	7	1	1	1	0	94	66	20	7	4	0	2	0	99
15:15	71	27	5	5	2	1	0	111	57	19	7	2	0	1	0	86
15:30	73	30	4	5	1	3	0	116	78	25	9	3	3	1	0	119
15:45	69	17	7	2	0	2	0	97	74	13	4	3	2	1	0	97
H/TOT	279	92	23	13	4	7	0	418	275	77	27	12	5	5	0	401
16:00	87	22	5	1	0	0	0	115	83	33	4	4	1	2	0	127
16:15	94	22	4	0	0	1	0	121	83	31	4	1	3	1	0	123
16:30	75	24	5	2	0	2	0	108	82	27	5	1	0	1	0	116
16:45	100	16	10	0	0	0	0	126	74	14	2	3	0	2	0	95
H/TOT	356	84	24	3	0	3	0	470	322	105	15	9	4	6	0	461
17:00	98	18	3	2	0	0	1	122	103	12	4	0	0	1	0	120
17:15	97	15	1	1	0	2	1	117	87	13	6	1	0	1	0	108
17:30	114	9	1	0	0	2	0	126	75	14	0	1	0	5	0	95
17:45	99	12	3	2	0	3	0	119	70	9	0	1	0	1	0	81
H/TOT	408	54	8	5	0	7	2	484	335	48	10	3	0	8	0	404
18:00	83	16	5	1	0	0	0	105	66	16	2	0	0	2	0	86
18:15	88	15	2	1	1	2	0	109	63	9	2	2	0	0	0	76
18:30	72	22	5	4	0	2	0	105	59	12	1	1	0	0	0	73
18:45	73	13	1	1	0	0	0	88	45	7	4	4	0	0	0	60
H/TOT	316	66	13	7	1	4	0	407	233	44	9	7	0	2	0	295
P/TOT	3303	965	238	125	22	40	2	4695	3312	950	225	125	14	54	2	4682

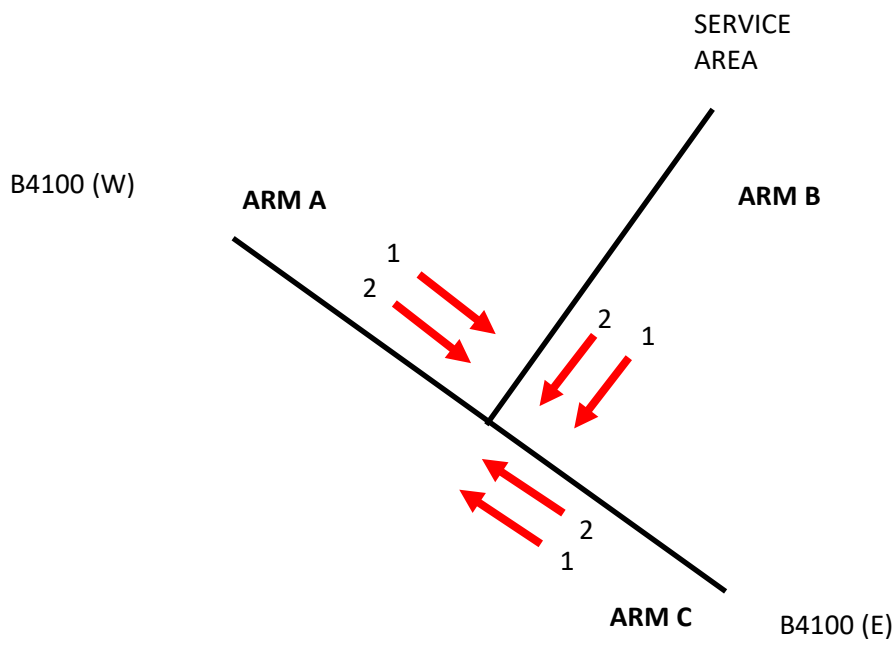

SITE: 2



DATE: 23/06/2021

LOCATION: B4100 / SERVICE AREA

DAY: WEDNESDAY



JOB TITLE: BAYNARDS GREEN

JOB NUMBER: 10520

QUEUE LENGTHS

JOB REF: 10520



JOB NAME: BAYNARDS GREEN

SITE: 1

DATE: 23/06/2021

LOCATION: B4100 (W) / SERVICE AREA / B4100 (E)

DAY: WEDNESDAY

NOTE: Queue Lengths recorded by the maximum number of vehicles queuing at each 5-minute interval, by lane

TIME	ARM A		ARM B		ARM C	
	B4100 (W)		SERVICE AREA		B4100 (E)	
	LANE 1	LANE 2	LANE 1	LANE 2	LANE 1	LANE 2
07:00	0	0	2	0	0	0
07:05	0	0	1	0	0	2
07:10	0	0	3	0	0	2
07:15	0	0	5	0	0	1
07:20	4	0	5	0	0	1
07:25	0	0	3	0	0	2
07:30	0	0	3	0	0	0
07:35	0	0	2	0	0	1
07:40	0	0	1	0	0	2
07:45	0	0	3	0	0	1
07:50	2	0	2	0	0	1
07:55	0	0	2	0	0	0
08:00	1	0	1	0	0	1
08:05	0	0	1	0	0	0
08:10	11	0	3	0	0	1
08:15	4	2	3	0	0	1
08:20	10	1	4	0	0	1
08:25	7	1	2	0	0	2
08:30	9	0	4	0	0	2
08:35	0	0	2	0	0	2
08:40	0	0	2	0	0	1
08:45	0	0	1	1	0	2
08:50	0	0	1	1	0	1
08:55	0	0	1	0	0	1
09:00	0	0	2	0	0	1
09:05	0	0	1	1	0	2
09:10	2	0	2	0	0	2
09:15	0	0	0	0	0	0
09:20	0	0	2	0	0	0
09:25	0	0	2	0	0	3
09:30	0	0	1	0	0	0

TIME	ARM A		ARM B		ARM C	
	B4100 (W)		SERVICE AREA		B4100 (E)	
	LANE 1	LANE 2	LANE 1	LANE 2	LANE 1	LANE 2
16:00	5	0	6	0	0	2
16:05	11	0	5	0	0	1
16:10	13	0	4	0	0	0
16:15	4	0	2	0	0	2
16:20	6	0	3	0	0	0
16:25	4	0	2	0	0	0
16:30	0	0	2	0	0	0
16:35	0	0	3	0	0	1
16:40	3	0	1	0	0	2
16:45	0	0	0	0	0	1
16:50	0	0	1	0	0	2
16:55	0	0	5	0	0	1
17:00	0	0	6	0	0	1
17:05	10	0	2	0	0	1
17:10	11	0	6	0	0	1
17:15	3	0	5	0	0	0
17:20	0	0	2	1	0	1
17:25	0	0	2	1	0	0
17:30	2	0	2	0	0	0
17:35	0	0	1	0	0	1
17:40	0	0	3	0	0	0
17:45	0	0	2	0	0	0
17:50	3	0	1	0	0	4
17:55	0	0	1	0	0	0
18:00	0	0	1	0	0	0
18:05	0	0	3	0	0	1
18:10	0	0	1	0	0	1
18:15	0	0	3	0	0	1
18:20	0	0	2	1	0	1
18:25	0	0	1	1	0	1
18:30	0	0	2	1	0	0

QUEUE LENGTHS

JOB REF: 10520

JOB NAME: BAYNARDS GREEN

SITE: 1

LOCATION: B4100 (W) / SERVICE AREA / B4100 (E)

NOTE: Queue Lengths recorded by the maximum number of vehicles queuing at each 5-minute interval, by lane



DATE: 23/06/2021

DAY: WEDNESDAY

TIME	ARM A B4100 (W)		ARM B SERVICE AREA		ARM C B4100 (E)	
	LANE 1	LANE 2	LANE 1	LANE 2	LANE 1	LANE 2
	09:35	0	0	0	0	0
09:40	0	0	1	0	0	0
09:45	0	0	4	1	0	0
09:50	0	0	0	0	0	0
09:55	0	0	1	0	0	0

TIME	ARM A B4100 (W)		ARM B SERVICE AREA		ARM C B4100 (E)	
	LANE 1	LANE 2	LANE 1	LANE 2	LANE 1	LANE 2
	18:35	0	0	2	0	0
18:40	0	0	0	0	0	1
18:45	0	0	2	0	0	1
18:50	0	0	0	0	0	0
18:55	0	0	3	0	0	1

MANUAL CLASSIFIED COUNTS



JOB REF: 10520

JOB NAME: BAYNARDS GREEN

SITE: 1

DATE: 23/06/2021

LOCATION: B4100 (W) / SERVICE AREA / B4100 (E)

DAY: WEDNESDAY

TIME	A TO B								A TO C							
	FROM B4100 (W) TO SERVICE AREA								FROM B4100 (W) TO B4100 (E)							
	CAR	LGV	OGV1	OGV2	PSV	MCL	PCL	TOT	CAR	LGV	OGV1	OGV2	PSV	MCL	PCL	TOT
07:00	3	1	0	0	0	0	0	4	43	10	1	1	0	3	0	58
07:15	9	3	2	0	0	0	0	14	81	15	4	0	0	0	0	100
07:30	3	0	0	0	0	0	0	3	76	20	2	0	0	1	0	99
07:45	5	3	1	0	0	1	0	10	91	14	3	0	0	1	0	109
H/TOT	20	7	3	0	0	1	0	31	291	59	10	1	0	5	0	366
08:00	7	3	0	0	0	0	0	10	68	15	5	1	0	0	0	89
08:15	6	1	0	1	0	0	0	8	75	16	4	1	0	1	0	97
08:30	4	3	1	1	0	0	0	9	54	10	4	3	1	2	0	74
08:45	11	4	0	0	0	0	0	15	69	10	2	1	0	0	0	82
H/TOT	28	11	1	2	0	0	0	42	266	51	15	6	1	3	0	342
09:00	4	2	0	0	0	0	0	6	44	9	4	1	0	1	0	59
09:15	2	3	2	1	0	0	0	8	46	7	3	2	2	0	0	60
09:30	1	0	0	2	0	0	0	3	33	9	2	2	0	1	0	47
09:45	0	1	1	0	0	0	0	2	31	6	2	3	0	0	0	42
H/TOT	7	6	3	3	0	0	0	19	154	31	11	8	2	2	0	208
P/TOT	55	24	7	5	0	1	0	92	711	141	36	15	3	10	0	916

TIME	A TO B								A TO C							
	FROM B4100 (W) TO SERVICE AREA								FROM B4100 (W) TO B4100 (E)							
	CAR	LGV	OGV1	OGV2	PSV	MCL	PCL	TOT	CAR	LGV	OGV1	OGV2	PSV	MCL	PCL	TOT
16:00	4	1	2	1	0	0	0	8	55	23	3	2	1	1	0	85
16:15	4	2	0	0	0	0	0	6	50	18	0	0	3	1	0	72
16:30	7	1	0	0	0	0	0	8	55	18	2	1	0	1	0	77
16:45	4	0	1	0	0	2	0	7	40	10	0	1	0	1	0	52
H/TOT	19	4	3	1	0	2	0	29	200	69	5	4	4	4	0	286
17:00	4	1	0	0	0	0	0	5	51	4	0	0	0	0	0	55
17:15	4	1	1	0	0	0	0	6	59	11	2	0	0	1	0	73
17:30	5	0	0	0	0	0	0	5	44	6	0	0	0	4	0	54
17:45	7	0	0	0	0	0	0	7	42	5	0	1	0	0	0	48
H/TOT	20	2	1	0	0	0	0	23	196	26	2	1	0	5	0	230
18:00	5	0	0	0	0	0	0	5	46	6	1	0	0	2	0	55
18:15	2	0	0	1	0	0	0	3	43	3	0	0	0	0	0	46
18:30	4	1	1	0	0	0	0	6	33	2	1	0	0	0	0	36
18:45	3	0	0	0	0	0	0	3	22	3	1	1	0	0	0	27
H/TOT	14	1	1	1	0	0	0	17	144	14	3	1	0	2	0	164
P/TOT	53	7	5	2	0	2	0	69	540	109	10	6	4	11	0	680

MANUAL CLASSIFIED COUNTS



JOB REF: 10520

JOB NAME: BAYNARDS GREEN

SITE: 1

DATE: 23/06/2021

LOCATION: B4100 (W) / SERVICE AREA / B4100 (E)

DAY: WEDNESDAY

TIME	B TO A FROM SERVICE AREA TO B4100 (W)								B TO C FROM SERVICE AREA TO B4100 (E)							
	CAR	LGV	OGV1	OGV2	PSV	MCL	PCL	TOT	CAR	LGV	OGV1	OGV2	PSV	MCL	PCL	TOT
07:00	0	1	0	0	0	0	0	1	28	16	2	2	0	1	0	49
07:15	2	1	0	0	0	0	0	3	20	17	2	4	0	0	0	43
07:30	0	1	0	0	0	0	0	1	29	13	3	0	0	1	0	46
07:45	1	0	1	0	0	0	0	2	16	18	2	1	0	0	0	37
H/TOT	3	3	1	0	0	0	0	7	93	64	9	7	0	2	0	175
08:00	0	0	0	0	0	0	0	0	23	21	1	1	0	2	0	48
08:15	0	0	0	0	0	0	0	0	32	13	4	1	0	0	0	50
08:30	3	1	0	0	0	0	0	4	29	12	2	0	0	0	0	43
08:45	3	4	0	0	0	0	0	7	24	10	1	2	0	0	0	37
H/TOT	6	5	0	0	0	0	0	11	108	56	8	4	0	2	0	178
09:00	1	1	0	0	0	0	0	2	30	9	6	1	0	0	0	46
09:15	2	0	2	0	0	0	0	4	16	18	3	3	0	1	0	41
09:30	0	1	1	0	0	0	0	2	19	6	2	2	0	0	0	29
09:45	4	0	0	0	0	0	0	4	18	11	2	1	0	0	0	32
H/TOT	7	2	3	0	0	0	0	12	83	44	13	7	0	1	0	148
P/TOT	16	10	4	0	0	0	0	30	284	164	30	18	0	5	0	501

TIME	B TO A FROM SERVICE AREA TO B4100 (W)								B TO C FROM SERVICE AREA TO B4100 (E)							
	CAR	LGV	OGV1	OGV2	PSV	MCL	PCL	TOT	CAR	LGV	OGV1	OGV2	PSV	MCL	PCL	TOT
16:00	1	1	0	0	0	0	0	2	32	11	2	2	0	1	0	48
16:15	1	0	0	0	0	0	0	1	28	12	2	2	0	0	0	44
16:30	1	0	0	0	0	0	0	1	28	11	1	0	0	0	0	40
16:45	0	0	0	0	0	0	0	0	28	7	2	2	0	1	0	40
H/TOT	3	1	0	0	0	0	0	4	116	41	7	6	0	2	0	172
17:00	1	0	0	0	0	0	0	1	53	10	5	0	0	1	0	69
17:15	4	1	1	0	0	0	0	6	25	4	2	1	0	0	0	32
17:30	1	1	1	0	0	0	0	3	28	2	1	1	0	1	0	33
17:45	1	0	0	0	0	0	0	1	30	1	0	0	0	1	0	32
H/TOT	7	2	2	0	0	0	0	11	136	17	8	2	0	3	0	166
18:00	3	0	1	0	0	0	0	4	23	10	1	0	0	0	0	34
18:15	1	0	1	0	0	0	0	2	22	8	2	2	0	0	0	34
18:30	3	0	1	0	0	2	0	6	21	7	0	1	0	0	0	29
18:45	3	0	0	0	0	0	0	3	24	4	4	3	0	0	0	35
H/TOT	10	0	3	0	0	2	0	15	90	29	7	6	0	0	0	132
P/TOT	20	3	5	0	0	2	0	30	342	87	22	14	0	5	0	470

MANUAL CLASSIFIED COUNTS



JOB REF: 10520

JOB NAME: BAYNARDS GREEN

SITE: 1

DATE: 23/06/2021

LOCATION: B4100 (W) / SERVICE AREA / B4100 (E)

DAY: WEDNESDAY

TIME	C TO A								C TO B							
	FROM B4100 (E) TO B4100 (W)								FROM B4100 (E) TO SERVICE AREA							
	CAR	LGV	OGV1	OGV2	PSV	MCL	PCL	TOT	CAR	LGV	OGV1	OGV2	PSV	MCL	PCL	TOT
07:00	23	12	4	1	1	0	0	41	22	24	2	3	0	1	0	52
07:15	35	15	0	1	3	0	0	54	23	16	4	1	0	0	0	44
07:30	37	24	3	0	0	1	0	65	16	14	1	1	0	1	0	33
07:45	40	17	3	0	0	1	0	61	20	16	1	1	0	1	0	39
H/TOT	135	68	10	2	4	2	0	221	81	70	8	6	0	3	0	168
08:00	48	10	6	0	0	0	0	64	22	18	1	0	0	0	0	41
08:15	58	14	2	2	1	0	0	77	37	11	3	0	0	0	0	51
08:30	62	8	4	1	0	0	0	75	26	3	3	1	0	0	0	33
08:45	48	12	3	1	0	1	0	65	27	10	3	1	0	1	0	42
H/TOT	216	44	15	4	1	1	0	281	112	42	10	2	0	1	0	167
09:00	40	15	1	3	0	1	0	60	19	14	0	2	0	0	0	35
09:15	37	14	3	0	1	0	0	55	24	12	2	2	0	0	0	40
09:30	42	17	6	2	0	0	0	67	24	10	3	1	0	0	0	38
09:45	31	9	4	2	0	0	0	46	16	11	1	1	0	0	0	29
H/TOT	150	55	14	7	1	1	0	228	83	47	6	6	0	0	0	142
P/TOT	501	167	39	13	6	4	0	730	276	159	24	14	0	4	0	477

TIME	C TO A								C TO B							
	FROM B4100 (E) TO B4100 (W)								FROM B4100 (E) TO SERVICE AREA							
	CAR	LGV	OGV1	OGV2	PSV	MCL	PCL	TOT	CAR	LGV	OGV1	OGV2	PSV	MCL	PCL	TOT
16:00	64	17	4	1	0	0	0	86	19	9	3	0	0	0	0	31
16:15	63	15	4	0	0	2	0	84	25	10	0	0	0	0	0	35
16:30	52	18	4	1	0	1	0	76	28	9	1	1	0	1	0	40
16:45	72	13	7	0	0	0	0	92	25	5	3	1	0	0	0	34
H/TOT	251	63	19	2	0	3	0	338	97	33	7	2	0	1	0	140
17:00	65	13	2	0	0	0	0	80	31	7	1	2	0	0	0	41
17:15	86	11	1	0	0	2	2	102	14	4	1	0	0	0	0	19
17:30	81	7	0	0	0	1	0	89	27	6	1	0	0	0	0	34
17:45	77	9	2	1	0	1	0	90	21	4	2	1	0	1	0	29
H/TOT	309	40	5	1	0	4	2	361	93	21	5	3	0	1	0	123
18:00	74	10	4	0	0	1	0	89	13	7	1	1	0	0	0	22
18:15	66	8	0	1	1	2	0	78	23	7	2	1	0	0	0	33
18:30	51	11	0	1	0	0	0	63	25	8	5	3	0	2	0	43
18:45	44	8	0	1	0	0	0	53	29	5	1	0	0	0	0	35
H/TOT	235	37	4	3	1	3	0	283	90	27	9	5	0	2	0	133
P/TOT	795	140	28	6	1	10	2	982	280	81	21	10	0	4	0	396

MANUAL CLASSIFIED COUNTS



JOB REF: 10520

JOB NAME: BAYNARDS GREEN

SITE: 1

DATE: 23/06/2021

LOCATION: B4100 (W) / SERVICE AREA / B4100 (E)

DAY: WEDNESDAY

TIME	TO ARM A B4100 (W)								FROM ARM A B4100 (W)							
	CAR	LGV	OGV1	OGV2	PSV	MCL	PCL	TOT	CAR	LGV	OGV1	OGV2	PSV	MCL	PCL	TOT
07:00	23	13	4	1	1	0	0	42	46	11	1	1	0	3	0	62
07:15	37	16	0	1	3	0	0	57	90	18	6	0	0	0	0	114
07:30	37	25	3	0	0	1	0	66	79	20	2	0	0	1	0	102
07:45	41	17	4	0	0	1	0	63	96	17	4	0	0	2	0	119
H/TOT	138	71	11	2	4	2	0	228	311	66	13	1	0	6	0	397
08:00	48	10	6	0	0	0	0	64	75	18	5	1	0	0	0	99
08:15	58	14	2	2	1	0	0	77	81	17	4	2	0	1	0	105
08:30	65	9	4	1	0	0	0	79	58	13	5	4	1	2	0	83
08:45	51	16	3	1	0	1	0	72	80	14	2	1	0	0	0	97
H/TOT	222	49	15	4	1	1	0	292	294	62	16	8	1	3	0	384
09:00	41	16	1	3	0	1	0	62	48	11	4	1	0	1	0	65
09:15	39	14	5	0	1	0	0	59	48	10	5	3	2	0	0	68
09:30	42	18	7	2	0	0	0	69	34	9	2	4	0	1	0	50
09:45	35	9	4	2	0	0	0	50	31	7	3	3	0	0	0	44
H/TOT	157	57	17	7	1	1	0	240	161	37	14	11	2	2	0	227
P/TOT	517	177	43	13	6	4	0	760	766	165	43	20	3	11	0	1008

TIME	TO ARM A B4100 (W)								FROM ARM A B4100 (W)							
	CAR	LGV	OGV1	OGV2	PSV	MCL	PCL	TOT	CAR	LGV	OGV1	OGV2	PSV	MCL	PCL	TOT
16:00	65	18	4	1	0	0	0	88	59	24	5	3	1	1	0	93
16:15	64	15	4	0	0	2	0	85	54	20	0	0	3	1	0	78
16:30	53	18	4	1	0	1	0	77	62	19	2	1	0	1	0	85
16:45	72	13	7	0	0	0	0	92	44	10	1	1	0	3	0	59
H/TOT	254	64	19	2	0	3	0	342	219	73	8	5	4	6	0	315
17:00	66	13	2	0	0	0	0	81	55	5	0	0	0	0	0	60
17:15	90	12	2	0	0	2	2	108	63	12	3	0	0	1	0	79
17:30	82	8	1	0	0	1	0	92	49	6	0	0	0	4	0	59
17:45	78	9	2	1	0	1	0	91	49	5	0	1	0	0	0	55
H/TOT	316	42	7	1	0	4	2	372	216	28	3	1	0	5	0	253
18:00	77	10	5	0	0	1	0	93	51	6	1	0	0	2	0	60
18:15	67	8	1	1	1	2	0	80	45	3	0	1	0	0	0	49
18:30	54	11	1	1	0	2	0	69	37	3	2	0	0	0	0	42
18:45	47	8	0	1	0	0	0	56	25	3	1	1	0	0	0	30
H/TOT	245	37	7	3	1	5	0	298	158	15	4	2	0	2	0	181
P/TOT	815	143	33	6	1	12	2	1012	593	116	15	8	4	13	0	749

MANUAL CLASSIFIED COUNTS



JOB REF: 10520

JOB NAME: BAYNARDS GREEN

SITE: 1

DATE: 23/06/2021

LOCATION: B4100 (W) / SERVICE AREA / B4100 (E)

DAY: WEDNESDAY

TIME	TO ARM B SERVICE AREA								FROM ARM B SERVICE AREA							
	CAR	LGV	OGV1	OGV2	PSV	MCL	PCL	TOT	CAR	LGV	OGV1	OGV2	PSV	MCL	PCL	TOT
07:00	25	25	2	3	0	1	0	56	28	17	2	2	0	1	0	50
07:15	32	19	6	1	0	0	0	58	22	18	2	4	0	0	0	46
07:30	19	14	1	1	0	1	0	36	29	14	3	0	0	1	0	47
07:45	25	19	2	1	0	2	0	49	17	18	3	1	0	0	0	39
H/TOT	101	77	11	6	0	4	0	199	96	67	10	7	0	2	0	182
08:00	29	21	1	0	0	0	0	51	23	21	1	1	0	2	0	48
08:15	43	12	3	1	0	0	0	59	32	13	4	1	0	0	0	50
08:30	30	6	4	2	0	0	0	42	32	13	2	0	0	0	0	47
08:45	38	14	3	1	0	1	0	57	27	14	1	2	0	0	0	44
H/TOT	140	53	11	4	0	1	0	209	114	61	8	4	0	2	0	189
09:00	23	16	0	2	0	0	0	41	31	10	6	1	0	0	0	48
09:15	26	15	4	3	0	0	0	48	18	18	5	3	0	1	0	45
09:30	25	10	3	3	0	0	0	41	19	7	3	2	0	0	0	31
09:45	16	12	2	1	0	0	0	31	22	11	2	1	0	0	0	36
H/TOT	90	53	9	9	0	0	0	161	90	46	16	7	0	1	0	160
P/TOT	331	183	31	19	0	5	0	569	300	174	34	18	0	5	0	531

TIME	TO ARM B SERVICE AREA								FROM ARM B SERVICE AREA							
	CAR	LGV	OGV1	OGV2	PSV	MCL	PCL	TOT	CAR	LGV	OGV1	OGV2	PSV	MCL	PCL	TOT
16:00	23	10	5	1	0	0	0	39	33	12	2	2	0	1	0	50
16:15	29	12	0	0	0	0	0	41	29	12	2	2	0	0	0	45
16:30	35	10	1	1	0	1	0	48	29	11	1	0	0	0	0	41
16:45	29	5	4	1	0	2	0	41	28	7	2	2	0	1	0	40
H/TOT	116	37	10	3	0	3	0	169	119	42	7	6	0	2	0	176
17:00	35	8	1	2	0	0	0	46	54	10	5	0	0	1	0	70
17:15	18	5	2	0	0	0	0	25	29	5	3	1	0	0	0	38
17:30	32	6	1	0	0	0	0	39	29	3	2	1	0	1	0	36
17:45	28	4	2	1	0	1	0	36	31	1	0	0	0	1	0	33
H/TOT	113	23	6	3	0	1	0	146	143	19	10	2	0	3	0	177
18:00	18	7	1	1	0	0	0	27	26	10	2	0	0	0	0	38
18:15	25	7	2	2	0	0	0	36	23	8	3	2	0	0	0	36
18:30	29	9	6	3	0	2	0	49	24	7	1	1	0	2	0	35
18:45	32	5	1	0	0	0	0	38	27	4	4	3	0	0	0	38
H/TOT	104	28	10	6	0	2	0	150	100	29	10	6	0	2	0	147
P/TOT	333	88	26	12	0	6	0	465	362	90	27	14	0	7	0	500

MANUAL CLASSIFIED COUNTS



JOB REF: 10520

JOB NAME: BAYNARDS GREEN

SITE: 1

DATE: 23/06/2021

LOCATION: B4100 (W) / SERVICE AREA / B4100 (E)

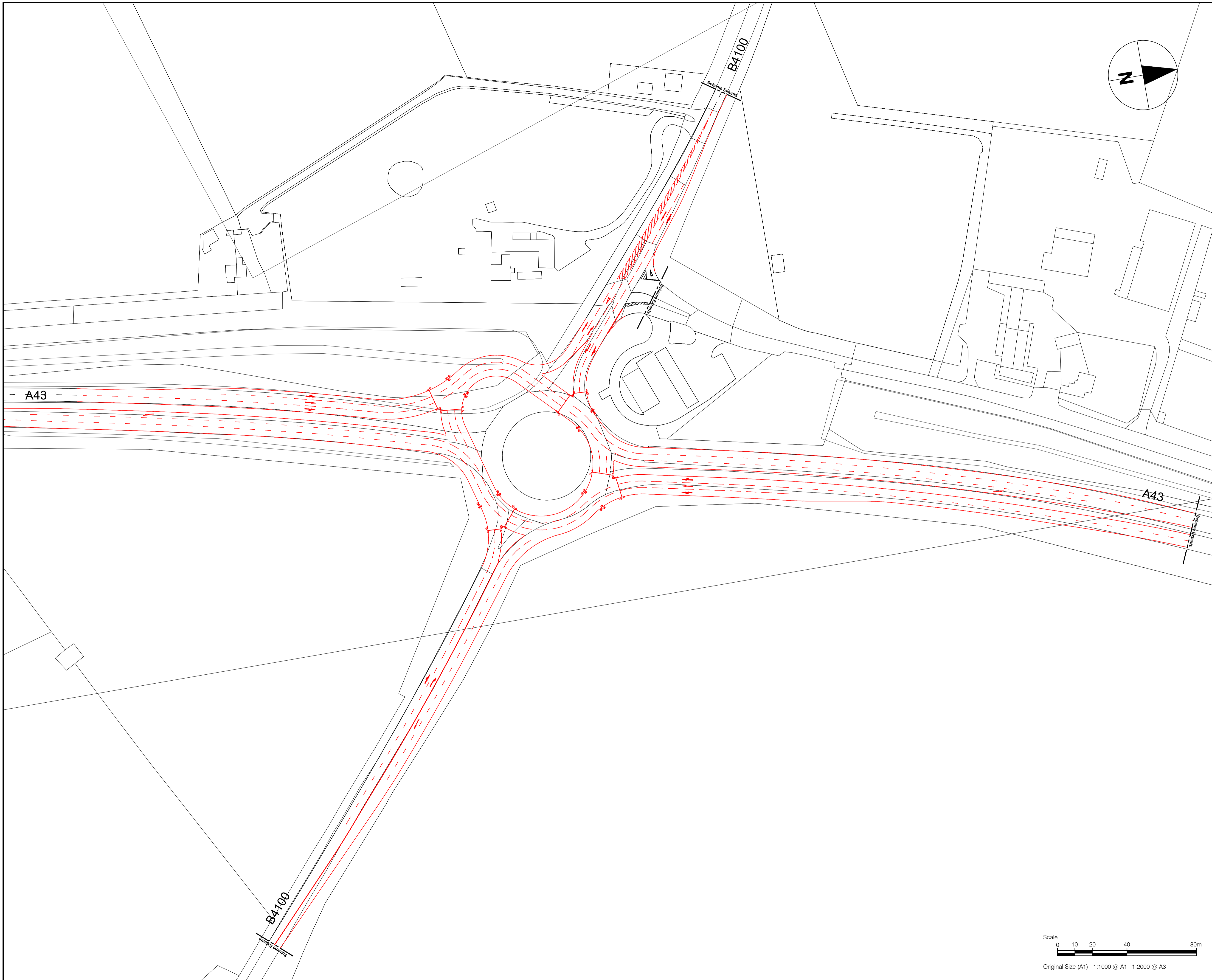
DAY: WEDNESDAY

TIME	TO ARM C B4100 (E)								FROM ARM C B4100 (E)							
	CAR	LGV	OGV1	OGV2	PSV	MCL	PCL	TOT	CAR	LGV	OGV1	OGV2	PSV	MCL	PCL	TOT
07:00	71	26	3	3	0	4	0	107	45	36	6	4	1	1	0	93
07:15	101	32	6	4	0	0	0	143	58	31	4	2	3	0	0	98
07:30	105	33	5	0	0	2	0	145	53	38	4	1	0	2	0	98
07:45	107	32	5	1	0	1	0	146	60	33	4	1	0	2	0	100
H/TOT	384	123	19	8	0	7	0	541	216	138	18	8	4	5	0	389
08:00	91	36	6	2	0	2	0	137	70	28	7	0	0	0	0	105
08:15	107	29	8	2	0	1	0	147	95	25	5	2	1	0	0	128
08:30	83	22	6	3	1	2	0	117	88	11	7	2	0	0	0	108
08:45	93	20	3	3	0	0	0	119	75	22	6	2	0	2	0	107
H/TOT	374	107	23	10	1	5	0	520	328	86	25	6	1	2	0	448
09:00	74	18	10	2	0	1	0	105	59	29	1	5	0	1	0	95
09:15	62	25	6	5	2	1	0	101	61	26	5	2	1	0	0	95
09:30	52	15	4	4	0	1	0	76	66	27	9	3	0	0	0	105
09:45	49	17	4	4	0	0	0	74	47	20	5	3	0	0	0	75
H/TOT	237	75	24	15	2	3	0	356	233	102	20	13	1	1	0	370
P/TOT	995	305	66	33	3	15	0	1417	777	326	63	27	6	8	0	1207

TIME	TO ARM C B4100 (E)								FROM ARM C B4100 (E)							
	CAR	LGV	OGV1	OGV2	PSV	MCL	PCL	TOT	CAR	LGV	OGV1	OGV2	PSV	MCL	PCL	TOT
16:00	87	34	5	4	1	2	0	133	83	26	7	1	0	0	0	117
16:15	78	30	2	2	3	1	0	116	88	25	4	0	0	2	0	119
16:30	83	29	3	1	0	1	0	117	80	27	5	2	0	2	0	116
16:45	68	17	2	3	0	2	0	92	97	18	10	1	0	0	0	126
H/TOT	316	110	12	10	4	6	0	458	348	96	26	4	0	4	0	478
17:00	104	14	5	0	0	1	0	124	96	20	3	2	0	0	0	121
17:15	84	15	4	1	0	1	0	105	100	15	2	0	0	2	2	121
17:30	72	8	1	1	0	5	0	87	108	13	1	0	0	1	0	123
17:45	72	6	0	1	0	1	0	80	98	13	4	2	0	2	0	119
H/TOT	332	43	10	3	0	8	0	396	402	61	10	4	0	5	2	484
18:00	69	16	2	0	0	2	0	89	87	17	5	1	0	1	0	111
18:15	65	11	2	2	0	0	0	80	89	15	2	2	1	2	0	111
18:30	54	9	1	1	0	0	0	65	76	19	5	4	0	2	0	106
18:45	46	7	5	4	0	0	0	62	73	13	1	1	0	0	0	88
H/TOT	234	43	10	7	0	2	0	296	325	64	13	8	1	5	0	416
P/TOT	882	196	32	20	4	16	0	1150	1075	221	49	16	1	14	2	1378

Appendix I
Traffic Flow Forecasts

Appendix J
Growth Fund Scheme



PROJECT
M40 JUNCTION 10
OPTION DEVELOPMENT
& TESTING



CONSULTANT
 AECOM
 The Colmore Building
 Colmore Circus Queensway
 Birmingham
 0121 262 1900 tel 0121 262 1999 fax
 www.aecom.com

SCALE
 1:1000 @ A1, 1:2000 @ A3

REGISTRATION
 ©Crown copyright. All rights reserved.
 License Number 100019139

- NOTES**
1. THIS DRAWING IS TO BE READ IN CONJUNCTION WITH ALL OTHER RELEVANT DOCUMENTATION. ANY DISCREPANCIES, ERRORS OR OMISSIONS TO BE BROUGHT TO THE ATTENTION OF THE OVERSEEING ORGANISATION.
 2. ALL DIMENSIONS IN METRES UNLESS OTHERWISE STATED.
 3. ALL EXISTING ROAD MARKINGS SHOWN ARE INDICATIVE ONLY.
 4. SCHEME EXTENTS ARE INDICATIVE ONLY.
 5. THIS IS A CONCEPT DESIGN FOR INFORMATION ONLY. IT HAS YET TO BE ROAD SAFETY AUDITED. A PRINCIPAL DESIGNER HAS YET TO BE APPOINTED.

- KEY**
- PROPOSED SCHEME
 - PROPOSED SIGNAL HEAD (PRIMARY)
 - PROPOSED SIGNAL HEAD (SECONDARY)

IN DESIGN
DEVELOPMENT

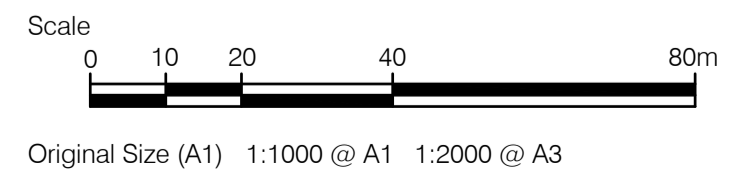
ISSUE/REVISION

I/R	DATE	DESCRIPTION
1	JAN 2018	OPTION DEVELOP. & TESTING

PROJECT NUMBER
 60540307

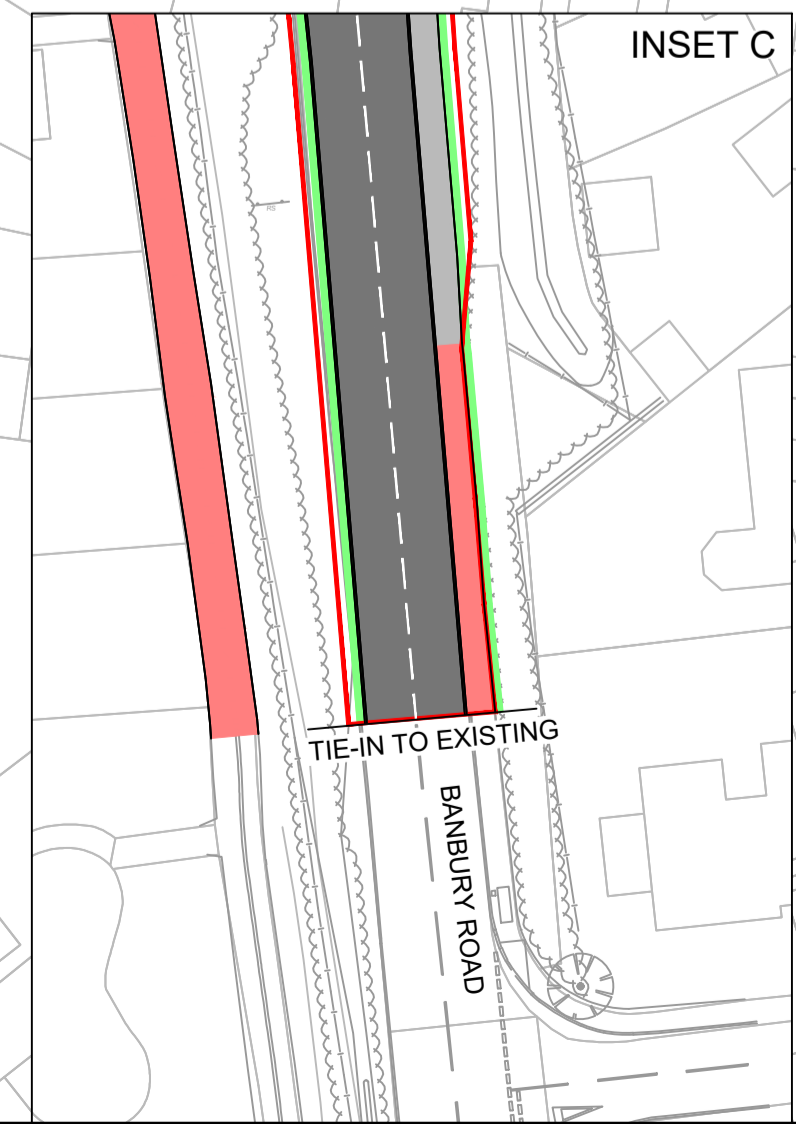
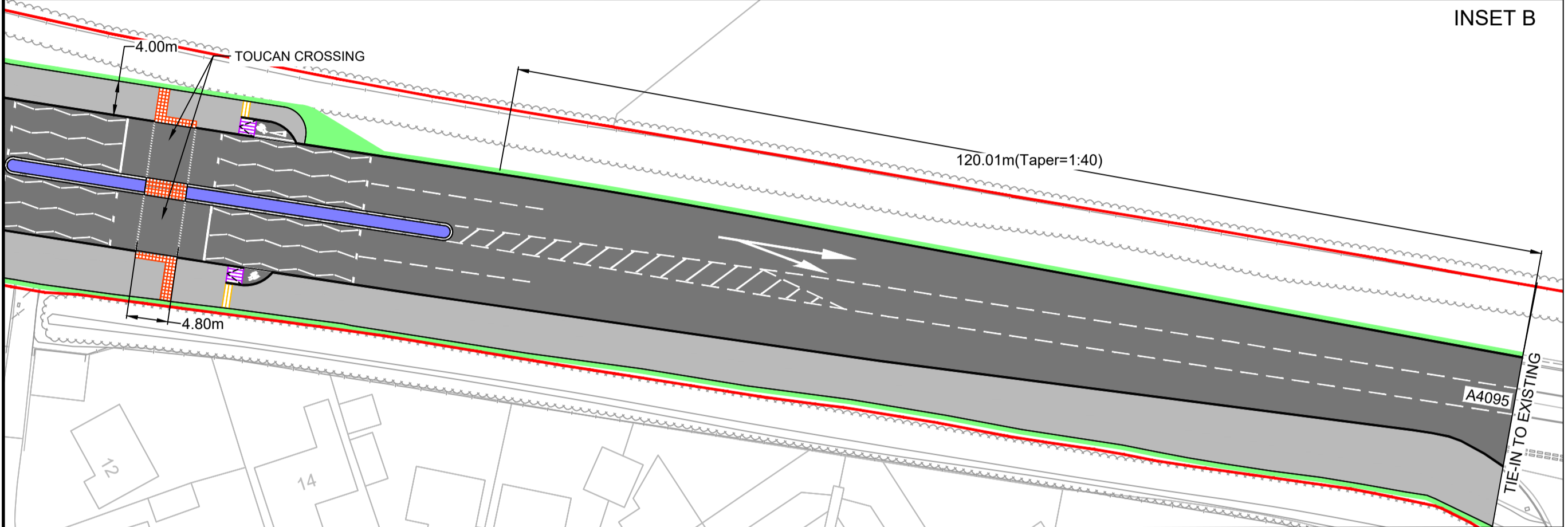
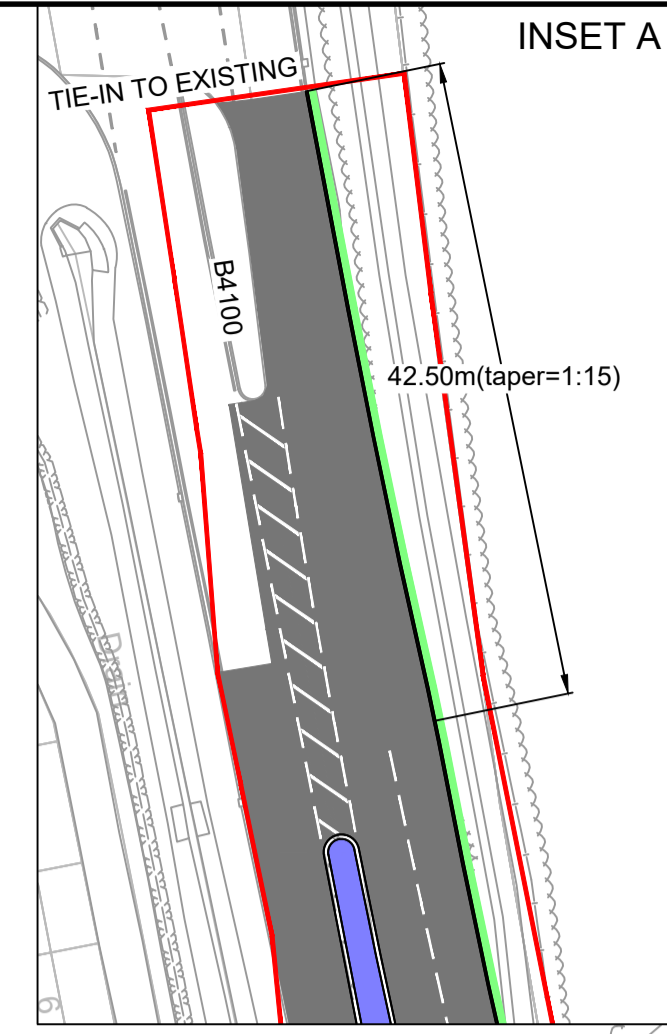
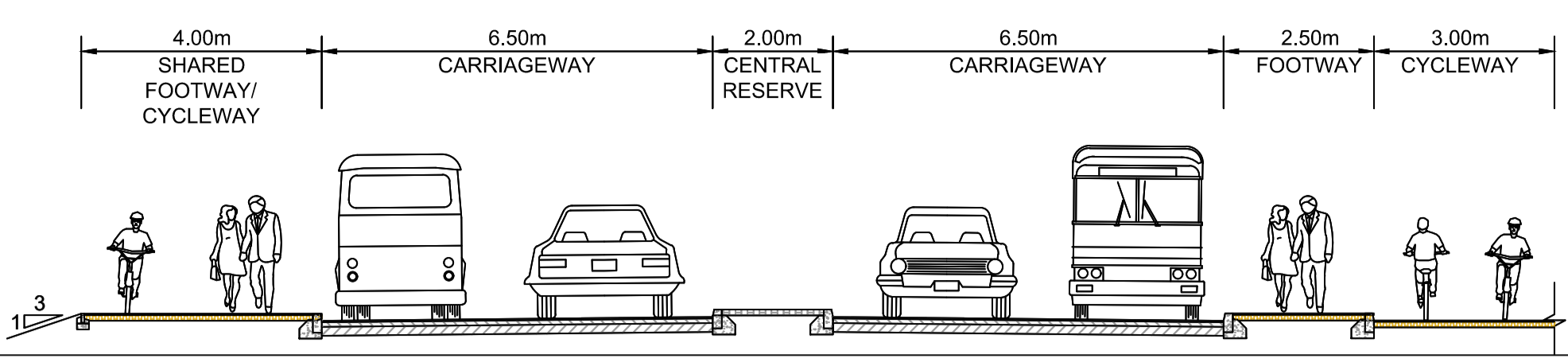
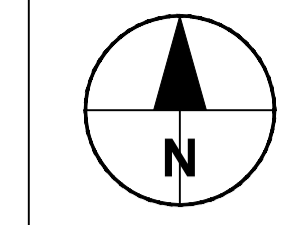
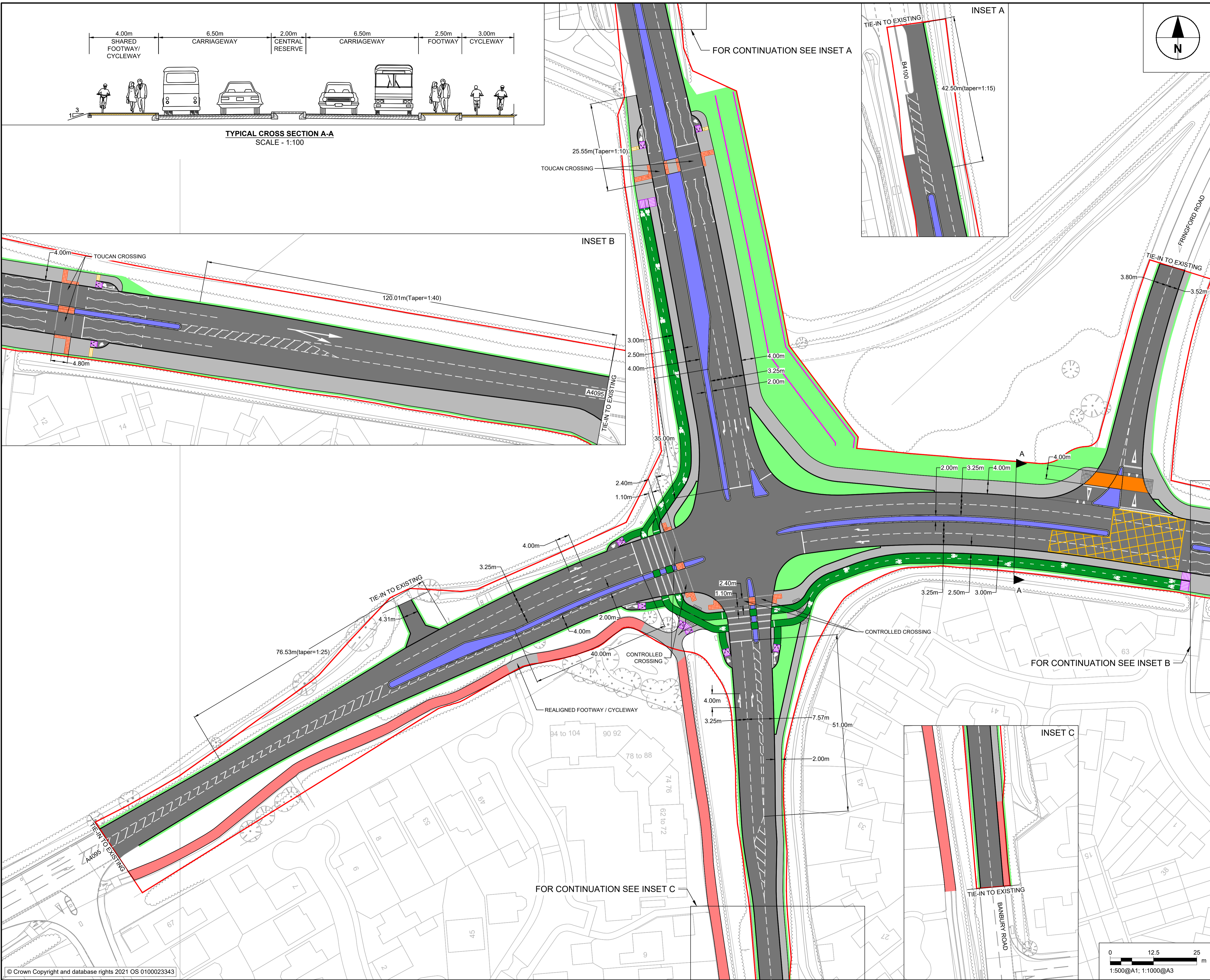
SHEET TITLE
 M40 JUNCTION 10
 OPTION DEVELOPMENT & TESTING
 SHEET 4 OF 5
 BAYNARDS GREEN JUNCTION

SHEET NUMBER
 60540307-SHT-1-C-0005



This drawing has been prepared for the use of AECOM's client. It may not be used, modified, reproduced or relied upon by third parties, except as agreed by AECOM or as required by law. AECOM accepts no responsibility, and denies any liability whatsoever, to any party that uses or relies on this drawing without AECOM's express written consent. Do not scale this document. All measurements must be obtained from the stated dimensions.

Appendix K
A4095-B4100 Improvement Options



AECOM

PROJECT
MHA OCC
Banbury Road
Roundabout, Bicester
CLIENT



OXFORDSHIRE COUNTY COUNCIL
Oxfordshire County Council
County Hall, New Road, Oxford, OX1 1ND
tel. 0845 310 1111
www.oxfordshire.gov.uk

CONSULTANT
AECOM
1 New York Street
Manchester
M1 4HD
T: +44 (0)161 601 1700
www.aecom.com

NOTES
1. DIMENSIONS ARE IN METERS UNLESS OTHERWISE STATED.

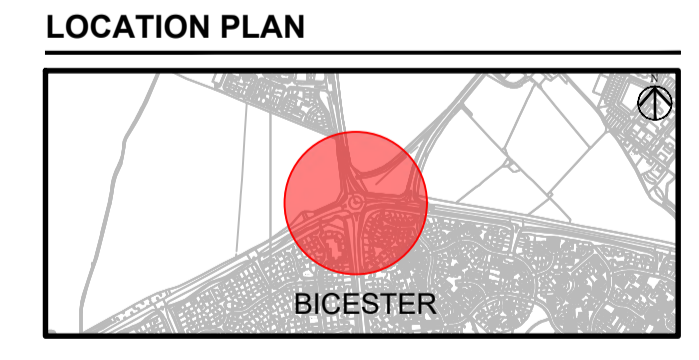
KEY

- PROPOSED CARRIAGEWAY AND RESURFACING
- INDICATIVE PROPOSED ROAD MARKINGS
- PROPOSED FOOTWAY / SHARED PATH
- PROPOSED UN-TRAFFICKED HARDSTANDING
- PROPOSED VERGE / LANDSCAPING
- EXISTING SHARED FOOTWAY / CYCLEWAY
- PROPOSED CYCLEWAY
- PROPOSED RAISED TABLE
- PROPOSED RED BLISTER TACTILE CONTROLLED CROSSING
- PROPOSED CONTRASTING COLOUR BLISTER TACTILE UN-CONTROLLED CROSSING
- PROPOSED CONTRASTING COLOUR CYCLE TRACK / FOOTWAY TACTILE
- PROPOSED CONTRASTING COLOUR CORDUROY HAZARD TACTILE

ISSUE/REVISION

NO.	DATE	DESCRIPTION
P01.4	29/06/21	First Issue

ISSUE PURPOSE / SUITABILITY
INITIAL STATUS OR WIP



PROJECT NUMBER
60650764

SHEET TITLE
GENERAL ARRANGEMENT
HYBRID OPTION

SHEET NUMBER
60650764-ACM-HGN-ZZ-DR-HW-000014


Appendix L
Road Safety Audit Brief

1. Project Summary

Date	3 rd August 2021
Document Reference	17213-05
Prepared by	David Tucker Associates
On behalf of	Albion Land

Authorisation Sheet

Project	Land adjacent to M40 Junction 10
Report Title	Stage 1 Road Safety Audit Brief
Prepared by	Simon Parfitt
Signed	
Organisation	David Tucker Associates
Date	

2. General Details																									
Scheme Name	Land adjacent to M40 Junction 10																								
Type of scheme	Formation of new roundabout junctions to access 280,000m ² GIA employment development																								
Stage of Audit required  (please indicate one – further stages require another brief form)	<table style="width: 100%; border: none;"> <tr> <td style="text-align: center;">Stage 1</td> <td style="text-align: center;"><input checked="" type="checkbox"/></td> <td style="text-align: center;">Stage 3</td> <td style="text-align: center;"><input type="checkbox"/></td> </tr> <tr> <td style="text-align: center;">Completion of Preliminary Design</td> <td></td> <td style="text-align: center;">Completion of construction</td> <td></td> </tr> <tr> <td style="text-align: center;">Combined Stage 1 / 2</td> <td style="text-align: center;"><input type="checkbox"/></td> <td style="text-align: center;">Stage 4</td> <td style="text-align: center;"><input type="checkbox"/></td> </tr> <tr> <td style="text-align: center;">No Prelim Design - progressed straight to Detailed Design</td> <td></td> <td style="text-align: center;">Monitoring at 12 or 36 months</td> <td></td> </tr> <tr> <td style="text-align: center;">Stage 2</td> <td style="text-align: center;"><input type="checkbox"/></td> <td></td> <td></td> </tr> <tr> <td style="text-align: center;">Completion of Detailed Design</td> <td></td> <td></td> <td></td> </tr> </table>	Stage 1	<input checked="" type="checkbox"/>	Stage 3	<input type="checkbox"/>	Completion of Preliminary Design		Completion of construction		Combined Stage 1 / 2	<input type="checkbox"/>	Stage 4	<input type="checkbox"/>	No Prelim Design - progressed straight to Detailed Design		Monitoring at 12 or 36 months		Stage 2	<input type="checkbox"/>			Completion of Detailed Design			
Stage 1	<input checked="" type="checkbox"/>	Stage 3	<input type="checkbox"/>																						
Completion of Preliminary Design		Completion of construction																							
Combined Stage 1 / 2	<input type="checkbox"/>	Stage 4	<input type="checkbox"/>																						
No Prelim Design - progressed straight to Detailed Design		Monitoring at 12 or 36 months																							
Stage 2	<input type="checkbox"/>																								
Completion of Detailed Design																									
Design Team contact details (Name, Address, Email, and Tel No.)	<u>David Tucker Associates</u> Simon Parfitt sp@dtatransportation.co.uk Forester House, Doctors Lane, Henley in Arden, Warwickshire B95 5AW Tel : 01564 793598																								
Client / Project Sponsor contact details (Name, Address, Email, and Tel No.)	<u>Albion Land</u>																								
Maintaining Agent contact details (Name, Address, Email, and Tel No.)	<u>TBC</u>																								
Police contact details (Required for Stage 3 Road Safety Audit)	N/A																								
Terms of Reference (please stipulate which RSA standard is being applied to this Highway Improvement Scheme)	The RSA is to be conducted in strict accordance with the requirements of DMRB GG119 and the content of this RSA Audit Brief. The RSA Audit Team is to check the RSA Audit Brief and notify any missing information prior to commencement of the RSA.																								
Safety Audit Team Membership (CVs available on request)																									
Team Leader	Tim Blaney																								
Team Member	Rachael Collins																								
Team Member (2)	N/A																								
Observer	N/A																								
Specialist Advisor																									

3. Scheme Description / Objective

<p>General Description (include scheme purpose and construction start date)</p>	<p>The western site access will serve up to 180,000m² GFA B8 use. A three-arm roundabout junction is proposed in line with the requirements of DMRB CD116. Access to plots will be taken from an internal roundabout junction within the site. A bus layby will be provided on the link between the two site roundabouts.</p> <p>The eastern site access will serve up to 100,000m² GFA B8 use. A four-arm roundabout junction is proposed in line with the requirements of DMRB CD116. Access to plots will be taken from separate arms. A bus loop will be provided on the easternmost development access road.</p> <p>A pedestrian and cycle route will be provided between the B4100 accesses and will provide a safe route to and from the roadside services. The route has yet to be determined as this is likely to be incorporated into a wider HE improvement scheme at the Baynards Green roundabout. This is not therefore within the scope of this RSA.</p> <p>A further pedestrian and cycle route is proposed between the eastern roundabout and the NW Bicester development. The route has yet to be determined and is not within the scope of this RSA.</p>
<p>Design Standards Applied to the Scheme Design (List any departures/relaxations from standard in Section 5)</p>	<p>DMRB CD109 + CD116 + MfS1/2</p>
<p>Design Speeds (kph)</p>	<p>50kph for development spine road, 85kph for B4100 based on recorded 85th percentile speeds</p>
<p>Speed Limits (State whether mandatory or advisory)</p>	<p>50mph speed limit applies to the A43 and B4100E. National speed limit applies to B4100W</p>
<p>Existing Traffic Flows / Queues</p>	<p>M40 carried circa 120,000 vehicles per day B4100 W carries circa 7,000 vehicles per day (3% HGV) B4100 E carried 12,500 vehicles per day (4% HGV). There is queueing during the peak periods on the roundabout approach. A43 – 34,000 vehicles average day (15% HGV). There is queueing on the junction approaches during the peak periods. On the northbound approach this can impact on the operation on upstream junctions.</p> <p>A traffic survey of the A43/B4100 roundabout has been undertaken (including queues) and the survey report is attached.</p>
<p>Forecast Traffic Flows</p>	<p>The western site access will serve up to 180,000m² GFA B8 use generating circa 4,800 vehicles per day (28% HGV). The eastern site access will serve up to 100,000m² B8 employment uses generating circa 2,700 vehicles per day (28% HGV).</p> <p>There is significant development planned within the wider area including NW Bicester, Upper Heyford and Great Wolf at Chesterton. Committed development demand represents 20%</p>

	growth on the A43 corridor; 16% on the B4100E and 8% on the B4100W.
Pedestrian, cyclist and equestrian desire lines	There are existing public rights of way within the western site. Some diversion of these routes is likely to be required. There are no existing formal crossings of A43 or B4100 in the vicinity of the site.
Environmental Constraints	None known
4. Description of Locality (Please include an attached location plan)	
General Description	<p>The site is located at Baynard's Green. Baynard's Green comprises a small number of dwelling houses, a roadside service area with a McDonalds restaurant and a farmstead which has been diversified into wider employment uses. The site and much of the adjacent land is arable farmed.</p> <p>Baynard's Green is located immediately to the north of M40 Junction 10. The M40 is a dual three lane motorway; the principal highway link between London and the West Midlands.</p> <p>The A43 is a dual two-lane carriageway road linking the M40 at Junction 10 and M1 at Junction 15A. The A43 bisects the site.</p> <p>The B4100 is a single carriageway road which runs parallel to the M40 linking Bicester to Banbury. The junction of A43 and B4100 is a four-arm priority roundabout.</p> <p>There were no incidents reported on the B4100W site frontage</p> <p>There were no additional reported incidents on the B4100E site frontage. There were slight incidents reported 500m to the east of the site and at the Hethe Road junction.</p>
Factors Affecting Road Safety	Proposed construction of roundabouts

5. Collision Data Analysis

PIC data details (analysis period, data range, area analysed etc)	Personal injury collision data has been reviewed for the six year period 2015 – 2020. This period includes the pandemic when traffic flows were reduced to travel restrictions which were then in place.
Summary of Collisions (narrative record and PIC location plot to be included)	<p>At the B4100 / A43 roundabout there were thirteen reported incidents of which twelve were reported as of slight severity and one was of serious severity.</p> <p>Four incidents were reported at the B4100E entry / A43S exit all of which were slight severity.</p>

	<p>Four incidents were reported at the B4100W entry / A43N exit which were slight severity except for one of serious severity.</p> <p>Of the remaining five incidents, one incident was recorded on each of the B4100 approaches, one on the A43N approach. Further incidents were reported at the A43N entry and B4100W exit.</p> <p>Appendix A includes the received plan showing the recorded PIC data for the last 5 year period.</p>
--	--

6. Departures and Relaxations from Standards

General (Please state if there are none)	None known at present
List of Departures/Relaxations	

7. Previous Road Safety Audits, Design Team Responses and Exception Reports
(Please provide details, including Report title, Document ref, Date completed)

None

8. Strategic Decisions: Items outside the scope of this Road Safety Audit

N/A

9. List of Documents and Drawings provided for Audit

Documents (Include Title, Document Ref and Revision)	17213-02B Scoping Study
Drawings (Include Title, Drawing No., Revision and Status)	Cornish 20005-SK-029 Masterplan DTA Drawing 17213-09b Western Access DTA Drawing 17213-13e Eastern Access Post GF Scheme (information only) DTA Drawing 17213-16 Eastern Access

10. Checklist (provide reasons for those that have not been included/carried out)

Scale layout plans	<input checked="" type="checkbox"/>	Site location plan	<input checked="" type="checkbox"/>
Previous RSA reports	<input type="checkbox"/>	Construction/typical details	<input type="checkbox"/>

Traffic signal staging	<input type="checkbox"/>	Previous Response Reports	<input type="checkbox"/>
Road Traffic Collision Plot	<input checked="" type="checkbox"/>	List of Departures and Relaxations	<input type="checkbox"/>
Traffic Counts	<input checked="" type="checkbox"/>	Items outside the scope of RSA	<input type="checkbox"/>
Vehicle speed surveys	<input checked="" type="checkbox"/>	Design Speeds/speed limits	<input checked="" type="checkbox"/>
Walking, cycling and horse riding assessment and reviews	<input type="checkbox"/>	Adjacent land uses	<input type="checkbox"/>
Design standards used	<input checked="" type="checkbox"/>	Other factors that may impact on safety	<input checked="" type="checkbox"/>

Additional Comments:

The adjacent land uses are predominantly agricultural however there is a significant quantum of development planned within the Cherwell District including at NW Bicester (formerly Bicester Eco Town) and Upper Heyford.

Previous RSA Reports & response reports - There have been no previously approved RSA reports carried out for the scheme.

WCHAR – A draft WCHAR report has been prepared

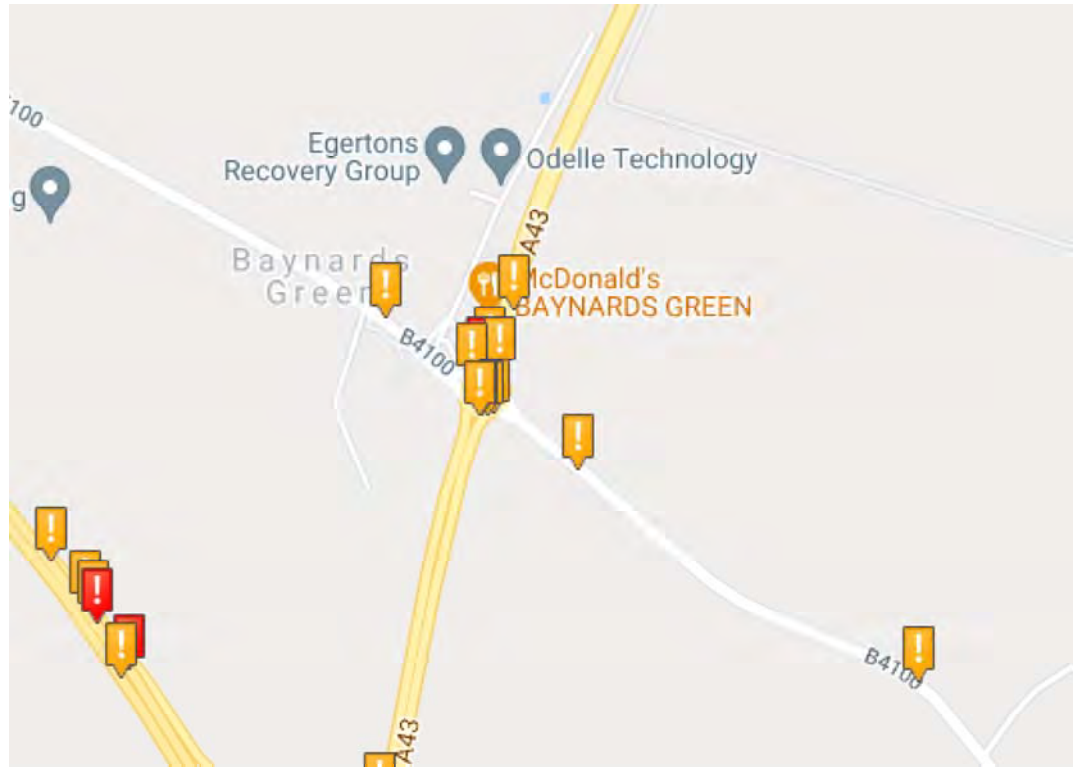
Traffic Counts – survey data is attached at **Appendix C**.

Construction Details – Construction details will be determined and agreed during the S278 detailed design process.

Items outside the scope of the RSA – HE is promoting the signalisation of the A43-B4100 roundabout to accommodate planned growth. The preliminary design is attached at **Appendix D**.

Appendix A

PIC Map



Appendix B

Drawings

NOTES

Reproduced from the Ordnance Survey map with the permission of the Controller of Her Majesty's Stationery Office, © Crown Copyright.

C A Cornish & Associates Ltd Licence no LIG0908.

Do not scale. Work only to figured dimensions.

Subject to Statutory Approvals.

Subject to survey.

Subject to design development.

Where applicable this drawing is to be read in conjunction with other consultants drawings and with the specification.

Subject to fire engineering



— SITE BOUNDARY 

Rev	Description	Chk	Date
B	Swales, pumping station & mound locations updated	AS	30/07/2021
A	Unit numbers corrected, PROW added	CS	26/07/2021

Peer House
8 -14 Verulam Street
London WC1X 8LZ

tel +44(0)20 7400 2120

enquiries@cornisharchitects.com
www.cornisharchitects.com



cornisharchitects

Project Title: **JUNCTION 10 M40**

Drawing Title: **PROPOSED SITE PLAN OPTION 8**

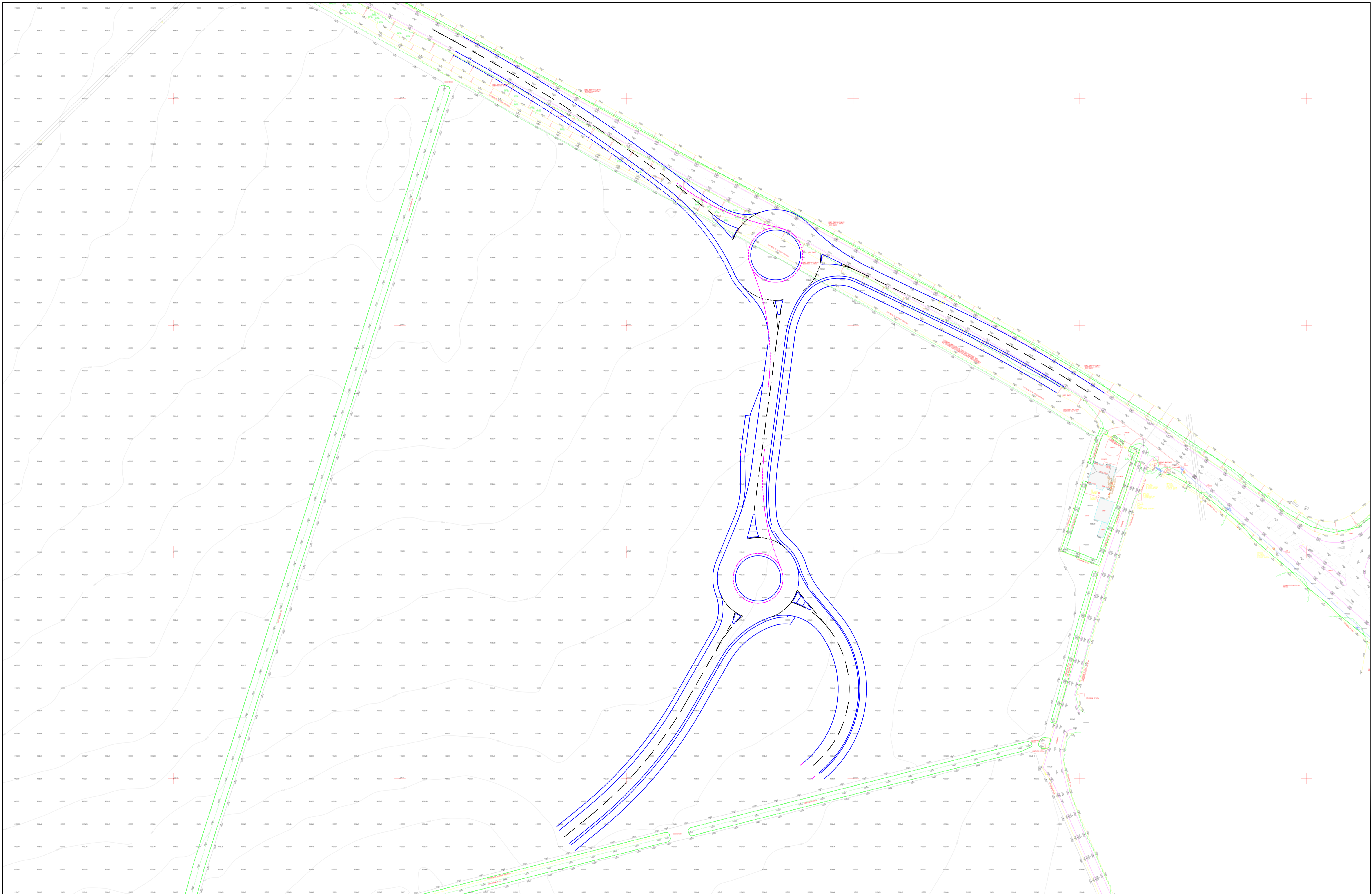
Drawing Status: **PRELIMINARY**

Scale: 0 20 metres 200

Drawn By: C S | Scale: 1:2500 @ A1 | Date: 23/07/2021 | Chk'd By: C S




Drawing No: **20005 - SK - 029** | Rev: **B**



Based upon the ORDNANCE SURVEY MAPS with the permission of THE CONTROLLER OF HER MAJESTY'S STATIONERY OFFICE,
 © Crown Copyright AL 100030412
 © David Tucker Associates

REV	DESCRIPTION	DRAWN	INITIALS	DATE	DRAWING STATUS	CHECKED BY	DATE




david tucker associates
 transport planning consultants
 Forester House, Doctors Lane
 Henley-in-Arden
 Warwickshire B95 5AW
 Tel: +44(0)1564 793598
 Fax: +44(0)1564 793983
 www.dtatransportation.co.uk

JOB TITLE LAND AT M40 JUNCTION 10		CLIENT ALBION LAND	
DRAWING TITLE 100KPH DESIGN SPEED MAINLINE VERSION WEST SITE ACCESS – GENERAL ARRANGMENT			
SCALE 1: 750@A1	DRAWN BY RM	DATE 12/07/21	DRAWING No 17213-09
			REVISION A



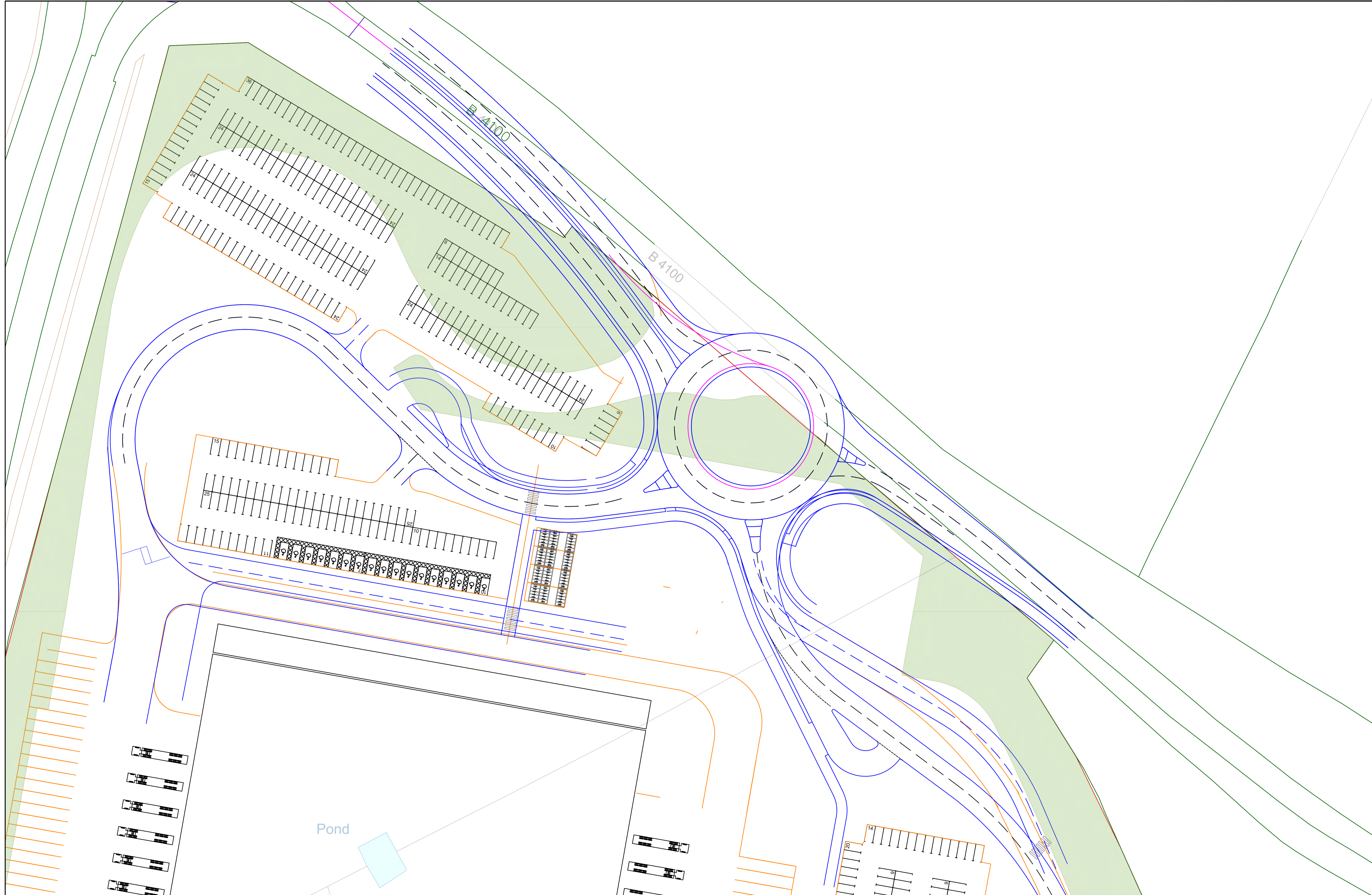
Based upon the ORDNANCE SURVEY MAPS with the permission of THE CONTROLLER OF HER MAJESTY'S STATIONERY OFFICE,
 © Crown Copyright AL 100030412
 © David Tucker Associates

REV	DESCRIPTION	DRAWN	INITIALS	DATE	DRAWING STATUS	CHECKED BY	DATE




david tucker associates
 transport planning consultants
 Forester House, Doctors Lane
 Henley-in-Arden
 Warwickshire B95 5AW
 Tel: +44(0)1564 793598
 Fax: +44(0)1564 793983
 www.dtatransportation.co.uk

JOB TITLE		M40 JUNCTION 10		CLIENT		ALBION LAND	
DRAWING TITLE							
EASTERN ACCESS PRE-GROWTH FUND							
SCALE	DRAWN BY	DATE	DRAWING No	REVISION			
1: 250@A1		03/08/21	17213-16				



Based upon the ORDNANCE SURVEY MAPS with the permission of THE CONTROLLER OF HER MAJESTY'S STATIONERY OFFICE,
 © Crown Copyright AL 100030412
 © David Tucker Associates

REV	DESCRIPTION	DRAWN	INITIALS	DATE	DRAWING STATUS	CHECKED BY	DATE



david tucker associates
 transport planning consultants
 Forester House, Doctors Lane
 Henley-in-Arden
 Warwickshire B95 5AW
 Tel: +44(0)1564 793598
 Fax: +44(0)1564 793983
 www.dtatransportation.co.uk

JOB TITLE		M40 JUNCTION 10		CLIENT		ALBION LAND	
DRAWING TITLE							
EASTERN ACCESS OPTION 2							
SCALE	DRAWN BY	DATE	DRAWING No	REVISION			
1: 250@A1		15/07/21	17213-13	D			

Appendix C

Traffic Counts

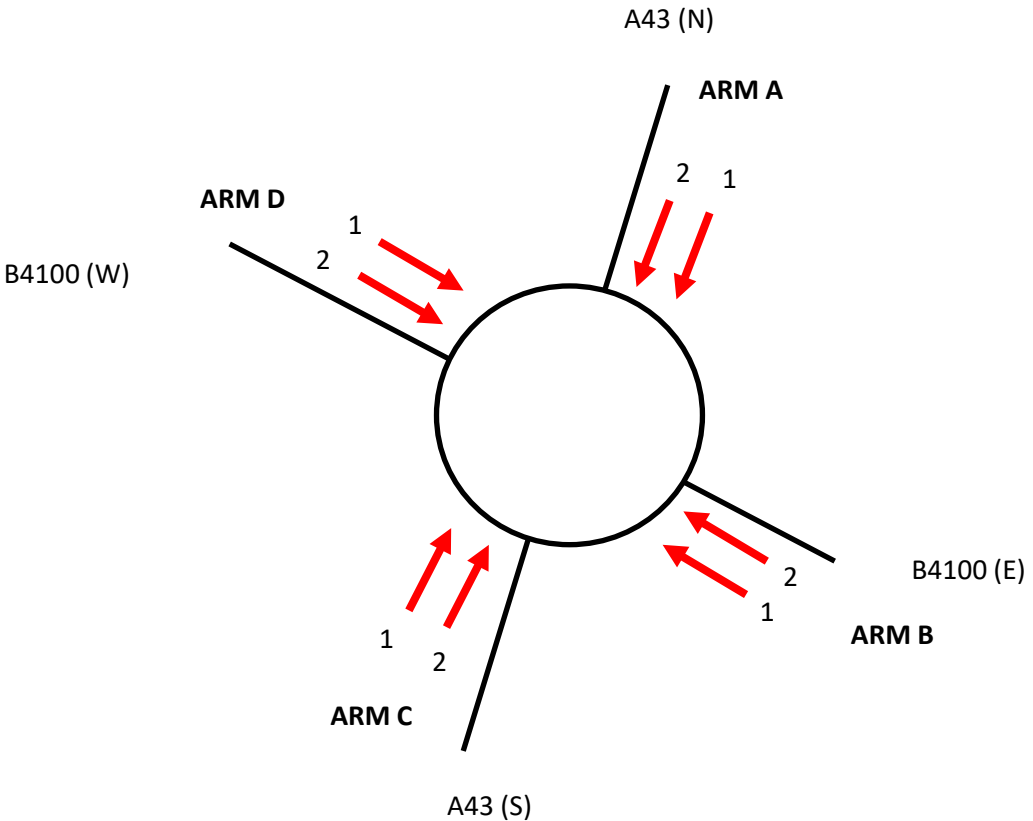
SITE: 1



DATE: 23/06/2021

LOCATION: A43 / B4100

DAY: WEDNESDAY



JOB TITLE: BAYNARDS GREEN

JOB NUMBER: 10520

QUEUE LENGTHS

JOB REF: 10520

JOB NAME: BAYNARDS GREEN

SITE: 1



DATE: 23/06/2021

LOCATION: A43 (N) / B4100 (E) / A43 (S) / B4100 (W)

DAY: WEDNESDAY

NOTE: Queue Lengths recorded by the maximum number of vehicles queuing at each 5-minute interval, by lane

TIME	ARM A A43 (N)		ARM B B4100 (E)		ARM C A43 (S)		ARM D B4100 (W)	
	LANE 1	LANE 2	LANE 1	LANE 2	LANE 1	LANE 2	LANE 1	LANE 2
	07:00	7	13	4	7	5	5	5
07:05	11	12	3	4	5	4	7	5
07:10	13	12	12	6	3	7	3	4
07:15	15	15	16	12	5	6	8	5
07:20	18+	20+	5	7	5	7	9	5
07:25	13	15	15	3	6	5	8	4
07:30	16	15	17	14	3	4	8	2
07:35	18	25	8	7	2	1	8	6
07:40	14	12	11	10	4	4	6	3
07:45	17	12	11	15	5	3	8	5
07:50	16	18	18+	18+	8	7	10	7
07:55	18	15	20+	18+	7	8	8	7
08:00	15	19	21+	16+	9	8	9	5
08:05	19	11	20+	22+	7	7	7	5
08:10	9	10	17+	22+	13	8	9	6
08:15	13	15	22+	22+	9	8	8	3
08:20	12	12	23+	23+	8	12	9	6
08:25	15	17	20+	20+	8	6	8	6
08:30	16	16	14	15	7	5	9	6
08:35	25+	22	24+	7	14	9	7	3
08:40	11	7	16	4	3	4	6	5
08:45	11	6	12	4	4	4	4	2
08:50	4	2	4	3	7	5	5	2
08:55	8	6	4	3	5	3	8	2
09:00	15	7	3	1	4	1	3	3
09:05	9	14	6	6	3	4	3	1
09:10	6	4	9	11	5	2	7	3
09:15	17	20	4	3	9	3	6	2
09:20	12	10	7	3	2	3	6	2
09:25	5	1	16	9	4	4	6	2
09:30	5	4	5	2	4	6	7	2
09:35	7	7	7	4	5	5	5	4
09:40	4	4	6	7	9	7	1	6
09:45	5	1	2	2	4	3	3	3
09:50	4	3	2	8	4	2	7	3
09:55	5	1	4	3	2	4	4	2

TIME	ARM A A43 (N)		ARM B B4100 (E)		ARM C A43 (S)		ARM D B4100 (W)	
	LANE 1	LANE 2	LANE 1	LANE 2	LANE 1	LANE 2	LANE 1	LANE 2
	16:00	4	4	5	8	10	12	9
16:05	6	3	5	17	12	6	11	5
16:10	7	3	6	4	10	10	10	4
16:15	8	7	10	11	11	12	9	4
16:20	8	7	14	13	20+	20+	8	7
16:25	5	2	18	13	18+	15+	8	4
16:30	12	8	4	11	23+	18+	8	3
16:35	4	5	11	15	21+	19+	9	3
16:40	7	5	23+	22+	22+	17+	11	3
16:45	8	2	4	20	20+	20+	4	1
16:50	1	0	23	4	22+	18+	7	2
16:55	9	2	16	24+	25+	22+	9	7
17:00	8	8	24+	22	18+	16+	9	3
17:05	7	4	25+	11	24+	23+	10	5
17:10	12	9	25+	18	18+	17+	12	8
17:15	12	8	20	23+	20+	22+	11	8
17:20	8	3	23+	4	24+	21+	9	4
17:25	2	6	7	10	18+	18+	9	3
17:30	3	3	5	23+	25+	22+	10	2
17:35	4	2	13	20	20+	22+	4	4
17:40	4	5	16	22	22+	22+	2	2
17:45	9	4	16	2	20+	18+	8	2
17:50	8	6	4	3	20+	20+	9	5
17:55	4	2	3	16	23+	21+	3	3
18:00	4	2	4	6	15	12	7	3
18:05	9	1	2	10	7	9	5	3
18:10	3	5	16	17	14	18	6	3
18:15	1	3	19	5	4	4	8	1
18:20	4	1	15	3	8	7	5	1
18:25	3	1	4	18	7	10	3	2
18:30	3	1	1	1	4	6	5	2
18:35	6	1	7	2	14	13	4	1
18:40	2	1	4	4	5	8	2	1
18:45	3	1	6	1	3	2	5	1
18:50	1	1	4	1	4	7	6	1
18:55	2	1	11	12	5	6	4	2

MANUAL CLASSIFIED COUNTS

JOB REF: 10520

JOB NAME: BAYNARDS GREEN

SITE: 1

LOCATION: A43 (N) / B4100 (E) / A43 (S)



DATE: 23/06/2021

DAY: WEDNESDAY

TIME	A TO A FROM A43 (N) TO A43 (N)								A TO B FROM A43 (N) TO B4100 (E)							
	CAR	LGV	OGV1	OGV2	PSV	MCL	PCL	TOT	CAR	LGV	OGV1	OGV2	PSV	MCL	PCL	TOT
07:00	0	0	0	0	0	0	0	0	59	18	3	3	1	0	0	84
07:15	0	0	0	0	0	0	0	0	45	24	1	2	0	0	0	72
07:30	0	0	0	0	0	0	0	0	61	24	1	3	0	0	0	89
07:45	1	0	0	0	0	0	0	1	67	15	2	3	0	0	0	87
H/TOT	1	0	0	0	0	0	0	1	232	81	7	11	1	0	0	332
08:00	0	0	0	0	0	0	0	0	50	10	3	1	1	0	0	65
08:15	0	0	0	0	0	0	0	0	53	15	3	3	0	1	0	75
08:30	0	0	0	0	0	0	0	0	56	10	4	0	0	0	0	70
08:45	0	0	0	0	0	0	0	0	61	7	3	5	0	0	0	76
H/TOT	0	0	0	0	0	0	0	0	220	42	13	9	1	1	0	286
09:00	0	0	0	0	0	0	0	0	37	7	2	1	0	0	0	47
09:15	0	0	0	0	0	0	0	0	46	2	3	0	1	0	0	52
09:30	0	0	0	0	0	0	0	0	37	8	0	1	0	1	0	47
09:45	0	0	0	0	0	0	0	0	38	10	0	0	0	0	0	48
H/TOT	0	0	0	0	0	0	0	0	158	27	5	2	1	1	0	194
10:00	0	0	0	0	0	0	0	0	25	7	1	0	0	2	0	35
10:15	0	0	0	0	0	0	0	0	34	4	3	1	0	0	0	42
10:30	0	0	0	0	0	0	0	0	37	1	2	2	0	1	0	43
10:45	0	0	0	0	0	0	0	0	26	5	3	0	0	0	0	34
H/TOT	0	0	0	0	0	0	0	0	122	17	9	3	0	3	0	154
11:00	0	0	0	0	0	0	0	0	38	4	2	1	0	0	0	45
11:15	0	0	0	0	0	0	0	0	25	3	2	0	1	0	0	31
11:30	0	0	0	0	0	0	0	0	33	4	3	1	0	0	0	41
11:45	0	0	0	0	0	0	0	0	14	7	2	0	0	0	0	23
H/TOT	0	0	0	0	0	0	0	0	110	18	9	2	1	0	0	140
12:00	0	0	0	0	0	0	0	0	35	6	4	0	0	1	0	46
12:15	0	0	0	0	0	0	0	0	22	7	0	2	1	0	0	32
12:30	0	0	0	0	0	0	0	0	24	4	1	3	0	1	0	33
12:45	0	0	0	0	0	0	0	0	23	5	5	3	0	1	0	37
H/TOT	0	0	0	0	0	0	0	0	104	22	10	8	1	3	0	148
13:00	0	0	0	0	0	0	0	0	27	6	2	3	0	0	0	38
13:15	0	0	0	0	0	0	0	0	24	4	1	1	0	0	0	30
13:30	0	0	0	0	0	0	0	0	26	5	5	2	0	0	0	38
13:45	0	0	0	0	0	0	0	0	24	7	1	1	1	0	0	34
H/TOT	0	0	0	0	0	0	0	0	101	22	9	7	1	0	0	140
14:00	0	0	0	0	0	0	0	0	31	6	3	3	0	0	0	43
14:15	0	0	0	0	0	0	0	0	32	6	2	1	1	0	0	42
14:30	0	0	0	0	0	0	0	0	26	4	0	0	0	2	0	32
14:45	0	0	0	0	0	0	0	0	31	13	1	1	0	0	1	47
H/TOT	0	0	0	0	0	0	0	0	120	29	6	5	1	2	1	164
15:00	0	0	0	0	0	0	0	0	23	9	4	1	0	2	0	39
15:15	0	0	0	0	0	0	0	0	43	5	0	0	0	0	0	48
15:30	0	0	0	0	0	0	0	0	33	4	1	2	0	0	0	40
15:45	0	0	0	0	0	0	0	0	27	7	1	0	0	0	0	35
H/TOT	0	0	0	0	0	0	0	0	126	25	6	3	0	2	0	162
16:00	0	0	0	0	0	0	0	0	39	4	0	1	0	0	0	44
16:15	0	0	0	0	0	0	0	0	34	10	3	2	0	0	0	49
16:30	0	0	0	0	0	0	0	0	48	8	4	0	0	1	0	61
16:45	0	0	0	0	0	0	0	0	56	4	0	0	1	0	0	61
H/TOT	0	0	0	0	0	0	0	0	177	26	7	3	1	1	0	215
17:00	0	0	0	0	0	0	0	0	48	7	1	1	0	0	0	57
17:15	0	0	0	0	0	0	0	0	61	2	0	1	0	0	0	64
17:30	0	0	0	0	0	0	0	0	50	6	1	0	1	1	0	59
17:45	0	0	0	0	0	0	0	0	52	2	2	2	1	0	0	59
H/TOT	0	0	0	0	0	0	0	0	211	17	4	4	2	1	0	239
18:00	0	0	0	0	0	0	0	0	44	3	2	0	2	1	0	52
18:15	0	0	0	0	0	0	0	0	36	6	1	2	0	1	0	46
18:30	0	0	0	0	0	0	0	0	33	3	1	0	0	0	0	37
18:45	0	0	0	0	0	0	0	0	22	1	1	0	0	0	0	24
H/TOT	0	0	0	0	0	0	0	0	135	13	5	2	2	2	0	159
F/TOT	1	0	0	0	0	0	0	1	1816	339	90	59	12	16	1	2333

MANUAL CLASSIFIED COUNTS



JOB REF: 10520

JOB NAME: BAYNARDS GREEN

SITE: 1

LOCATION: A43 (N) / B4100 (E) / A43 (S)

DATE: 23/06/2021

DAY: WEDNESDAY

TIME	A TO C FROM A43 (N) TO A43 (S)								A TO D FROM A43 (N) TO B4100 (W)							
	CAR	LGV	OGV1	OGV2	PSV	MCL	PCL	TOT	CAR	LGV	OGV1	OGV2	PSV	MCL	PCL	TOT
07:00	183	92	31	27	0	0	0	333	10	18	1	1	0	0	0	30
07:15	203	75	20	29	0	5	0	332	13	11	2	0	0	0	0	26
07:30	189	58	30	39	0	2	0	318	9	9	1	0	0	0	0	19
07:45	178	69	30	38	0	4	0	319	15	13	0	0	0	0	0	28
H/TOT	753	294	111	133	0	11	0	1302	47	51	4	1	0	0	0	103
08:00	191	48	28	45	0	1	0	313	14	13	0	0	0	0	0	27
08:15	184	35	32	35	0	1	0	287	24	11	5	0	0	0	0	40
08:30	193	58	30	26	1	0	0	308	26	9	4	1	0	0	0	40
08:45	168	58	24	34	1	1	0	286	14	4	2	0	1	1	0	22
H/TOT	736	199	114	140	2	3	0	1194	78	37	11	1	1	1	0	129
09:00	171	46	16	54	0	1	0	288	15	11	0	1	0	1	0	28
09:15	152	40	22	42	1	0	0	257	22	7	2	1	0	0	0	32
09:30	135	38	20	41	2	1	0	237	22	7	3	2	0	0	0	34
09:45	139	31	17	30	1	1	0	219	10	6	2	2	0	0	0	20
H/TOT	597	155	75	167	4	3	0	1001	69	31	7	6	0	1	0	114
10:00	144	37	16	35	0	0	0	232	6	4	0	1	0	0	0	11
10:15	163	34	22	25	0	0	0	244	9	2	1	1	0	0	0	13
10:30	181	33	17	48	0	2	0	281	11	5	3	3	0	0	0	22
10:45	129	31	15	24	1	0	0	200	5	7	3	1	1	0	0	17
H/TOT	617	135	70	132	1	2	0	957	31	18	7	6	1	0	0	63
11:00	122	39	10	45	0	0	0	216	17	5	2	2	0	0	0	26
11:15	148	33	20	35	0	0	0	236	19	6	0	0	0	0	0	25
11:30	152	29	15	34	1	2	0	233	9	4	0	1	0	0	0	14
11:45	153	30	16	41	1	1	0	242	6	4	1	3	0	0	0	14
H/TOT	575	131	61	155	2	3	0	927	51	19	3	6	0	0	0	79
12:00	135	31	17	32	0	0	0	215	14	5	1	1	0	0	0	21
12:15	129	30	22	34	1	3	0	219	15	3	1	0	0	0	0	19
12:30	161	30	14	38	0	1	0	244	20	3	0	1	0	0	0	24
12:45	146	37	16	41	1	1	0	242	14	5	0	0	0	0	0	19
H/TOT	571	128	69	145	2	5	0	920	63	16	2	2	0	0	0	83
13:00	132	28	11	39	1	0	0	211	7	3	0	1	0	0	0	11
13:15	111	40	19	34	1	0	0	205	8	4	0	1	0	1	0	14
13:30	126	44	16	31	0	1	0	218	14	1	1	2	0	0	0	18
13:45	104	31	16	45	0	1	0	197	11	2	0	1	0	1	0	15
H/TOT	473	143	62	149	2	2	0	831	40	10	1	5	0	2	0	58
14:00	118	35	14	32	0	0	0	199	4	0	4	1	0	0	0	9
14:15	127	31	14	30	0	0	0	202	8	5	1	2	0	0	0	16
14:30	153	37	10	48	0	2	0	250	14	5	3	4	0	0	0	26
14:45	151	37	21	28	0	1	0	238	12	6	0	1	1	0	0	20
H/TOT	549	140	59	138	0	3	0	889	38	16	8	8	1	0	0	71
15:00	139	36	10	33	0	2	0	220	15	3	3	0	0	0	0	21
15:15	146	32	12	33	1	0	0	224	18	6	2	1	0	0	0	27
15:30	129	37	14	34	0	6	0	220	9	4	1	2	0	0	0	16
15:45	163	43	13	35	0	2	0	256	16	2	0	2	0	1	0	21
H/TOT	577	148	49	135	1	10	0	920	58	15	6	5	0	1	0	85
16:00	173	29	5	24	0	4	0	235	17	2	2	1	0	0	0	22
16:15	186	38	10	29	1	0	0	264	14	5	2	0	0	0	0	21
16:30	206	48	21	31	1	0	0	307	15	5	3	0	0	0	0	23
16:45	199	32	11	28	4	0	0	274	13	2	3	0	0	0	0	18
H/TOT	764	147	47	112	6	4	0	1080	59	14	10	1	0	0	0	84
17:00	248	41	8	25	0	2	0	324	26	2	1	2	0	0	0	31
17:15	221	38	6	28	0	0	0	293	18	0	0	0	0	0	0	18
17:30	169	32	6	18	1	1	0	227	14	1	0	0	0	1	0	16
17:45	193	26	6	26	0	0	0	251	19	6	0	0	0	0	0	25
H/TOT	831	137	26	97	1	3	0	1095	77	9	1	2	0	1	0	90
18:00	184	15	8	29	0	0	0	236	15	4	0	1	0	0	0	20
18:15	177	22	3	24	0	2	0	228	12	5	0	0	0	0	0	17
18:30	139	25	5	22	1	2	0	194	12	6	0	0	0	0	0	18
18:45	117	13	5	23	0	0	0	158	16	4	0	0	0	0	0	20
H/TOT	617	75	21	98	1	4	0	816	55	19	0	1	0	0	0	75
F/TOT	7660	1832	764	1601	22	53	0	11932	666	255	60	44	3	6	0	1034

MANUAL CLASSIFIED COUNTS

JOB REF: 10520

JOB NAME: BAYNARDS GREEN

SITE: 1

LOCATION: A43 (N) / B4100 (E) / A43 (S)



DATE: 23/06/2021

DAY: WEDNESDAY

TIME	B TO C FROM B4100 (E) TO A43 (S)							TOT	B TO D FROM B4100 (E) TO B4100 (W)							TOT	
	CAR	LGV	OGV1	OGV2	PSV	MCL	PCL		CAR	LGV	OGV1	OGV2	PSV	MCL	PCL		
07:00	6	5	0	0	0	0	0	0	11	13	9	2	0	1	2	0	27
07:15	17	5	0	1	0	0	0	0	23	29	9	0	0	3	0	0	41
07:30	21	4	0	3	0	0	0	0	28	29	17	1	0	0	1	0	48
07:45	8	4	1	2	0	0	0	0	15	28	9	1	0	1	0	0	39
H/TOT	52	18	1	6	0	0	0	0	77	99	44	4	0	5	3	0	155
08:00	6	2	1	1	0	0	0	0	10	33	5	3	1	0	0	0	42
08:15	16	4	2	0	0	0	0	0	22	32	8	0	0	1	0	0	41
08:30	12	4	1	3	0	0	0	0	20	44	3	0	0	0	0	0	47
08:45	8	5	1	3	0	0	0	0	17	36	7	1	1	0	0	0	45
H/TOT	42	15	5	7	0	0	0	0	69	145	23	4	2	1	0	0	175
09:00	11	3	1	2	0	0	0	0	17	23	8	0	1	0	0	0	32
09:15	12	6	1	1	0	0	0	0	20	24	2	1	1	1	0	0	29
09:30	13	5	4	0	0	0	0	0	22	23	13	5	1	0	0	0	42
09:45	3	2	1	2	0	0	0	0	8	21	7	1	3	0	0	0	32
H/TOT	39	16	7	5	0	0	0	0	67	91	30	7	6	1	0	0	135
10:00	12	1	1	1	0	0	0	0	15	19	7	0	1	0	0	0	27
10:15	15	4	0	0	0	0	0	0	19	24	5	3	0	0	0	0	32
10:30	5	7	1	1	0	0	0	0	14	28	5	1	3	0	1	0	38
10:45	11	5	0	3	0	0	0	0	19	20	3	1	0	0	0	0	24
H/TOT	43	17	2	5	0	0	0	0	67	91	20	5	4	0	1	0	121
11:00	13	1	2	1	0	0	0	0	17	13	7	1	0	0	1	0	22
11:15	10	3	4	2	0	0	0	0	19	24	5	2	1	0	1	0	33
11:30	11	7	0	1	0	0	0	0	19	16	7	4	1	0	1	0	29
11:45	14	3	1	0	0	0	0	0	18	20	3	4	1	0	0	0	28
H/TOT	48	14	7	4	0	0	0	0	73	73	22	11	3	0	3	0	112
12:00	7	6	3	2	0	0	0	0	18	27	5	1	2	0	0	0	35
12:15	9	3	1	1	0	0	0	0	14	21	3	0	1	0	0	0	25
12:30	11	3	0	0	0	1	0	0	15	22	6	2	0	0	0	0	30
12:45	7	2	2	1	0	0	0	0	12	18	7	1	0	0	0	0	26
H/TOT	34	14	6	4	0	1	0	0	59	88	21	4	3	0	0	0	116
13:00	13	4	2	0	0	0	0	0	19	30	10	0	0	0	1	0	41
13:15	12	3	3	2	0	0	0	0	20	35	8	2	0	0	2	0	47
13:30	12	3	0	0	0	0	0	0	15	38	5	2	0	2	0	0	47
13:45	10	3	1	1	0	0	0	0	15	28	7	0	2	0	0	0	37
H/TOT	47	13	6	3	0	0	0	0	69	131	30	4	2	2	3	0	172
14:00	5	4	1	4	0	0	0	0	14	35	5	4	1	3	1	0	49
14:15	12	3	1	0	0	0	0	0	16	34	9	2	0	1	0	0	46
14:30	8	5	1	1	0	0	0	0	15	34	6	1	0	1	1	0	43
14:45	14	5	2	2	0	0	0	0	23	26	6	1	0	0	0	0	33
H/TOT	39	17	5	7	0	0	0	0	68	129	26	8	1	5	2	0	171
15:00	15	9	3	0	0	0	0	0	27	24	11	1	0	1	0	0	37
15:15	15	4	0	0	0	0	0	0	19	41	13	1	1	2	1	0	59
15:30	12	7	2	2	0	0	0	0	21	37	13	2	2	1	1	0	56
15:45	10	3	1	0	0	0	0	0	14	33	4	4	0	0	1	0	42
H/TOT	52	23	6	0	0	0	0	0	81	135	41	8	3	4	3	0	194
16:00	20	6	1	2	0	0	0	0	29	38	13	0	0	0	0	0	51
16:15	21	5	1	0	0	0	0	0	27	53	5	1	0	0	1	0	60
16:30	21	4	2	1	1	0	0	0	29	28	7	1	0	0	1	0	37
16:45	31	2	0	1	0	0	0	0	34	54	8	3	0	0	0	0	65
H/TOT	93	17	4	4	1	0	0	0	119	173	33	5	0	0	2	0	213
17:00	23	8	0	1	0	2	0	0	34	40	5	1	0	0	0	1	47
17:15	36	7	1	1	0	0	0	0	45	58	7	0	1	0	2	1	69
17:30	27	6	2	4	0	0	0	0	39	70	4	0	0	0	0	0	74
17:45	27	2	0	0	0	0	0	0	29	56	3	0	0	0	2	0	61
H/TOT	113	23	3	6	0	2	0	0	147	224	19	1	1	0	4	2	251
18:00	23	5	1	0	0	0	0	0	29	39	4	2	0	0	0	0	45
18:15	26	7	2	1	0	0	0	0	36	51	7	0	0	1	0	0	59
18:30	16	2	0	1	0	0	0	0	19	37	7	0	1	0	2	0	47
18:45	16	3	1	1	0	0	0	0	21	37	3	0	0	0	0	0	40
H/TOT	81	17	4	3	0	0	0	0	105	164	21	2	1	1	2	0	191
P/TOT	683	204	56	54	1	3	0	0	1001	1543	330	63	26	19	23	2	2006

MANUAL CLASSIFIED COUNTS



JOB REF: 10520

JOB NAME: BAYNARDS GREEN

SITE: 1

LOCATION: A43 (N) / B4100 (E) / A43 (S)

DATE: 23/06/2021

DAY: WEDNESDAY

TIME	C TO A								C TO B							
	FROM A43 (S) TO A43 (N)								FROM A43 (S) TO B4100 (E)							
	CAR	LGV	OGV1	OGV2	PSV	MCL	PCL	TOT	CAR	LGV	OGV1	OGV2	PSV	MCL	PCL	TOT
07:00	126	45	8	40	0	0	0	219	31	20	2	2	0	0	0	55
07:15	139	41	14	28	1	2	0	225	34	12	4	3	0	1	0	54
07:30	142	36	9	23	0	1	0	211	29	13	1	1	0	0	0	44
07:45	177	34	14	31	0	1	0	257	51	9	2	1	0	0	0	63
H/TOT	584	156	45	122	1	4	0	912	145	54	9	7	0	1	0	216
08:00	206	37	17	30	1	2	0	293	36	11	2	3	0	0	0	52
08:15	179	30	18	50	1	0	0	278	38	14	2	3	0	1	0	58
08:30	143	30	16	29	1	0	0	219	43	8	1	2	0	0	0	54
08:45	142	36	10	36	0	0	0	224	21	5	1	4	0	0	0	31
H/TOT	670	133	61	145	3	2	0	1014	138	38	6	12	0	1	0	195
09:00	129	28	12	32	1	1	0	203	26	4	3	3	0	0	0	36
09:15	97	37	17	33	0	0	0	184	25	10	2	2	0	0	0	39
09:30	129	29	21	52	1	4	0	236	19	9	2	3	0	0	0	33
09:45	132	46	25	41	0	0	0	244	16	6	1	1	0	0	0	24
H/TOT	487	140	75	158	2	5	0	867	86	29	8	9	0	0	0	132
10:00	126	33	20	36	0	0	0	215	16	2	0	1	0	0	0	19
10:15	150	39	19	37	0	2	0	247	16	3	3	1	0	0	0	23
10:30	142	48	14	45	0	0	0	249	24	6	1	3	0	0	0	34
10:45	149	48	21	39	1	3	0	261	8	10	5	4	0	1	0	28
H/TOT	567	168	74	157	1	5	0	972	64	21	9	9	0	1	0	104
11:00	124	31	26	39	0	0	0	220	13	12	3	2	0	0	0	30
11:15	163	36	16	33	0	1	0	249	14	8	4	3	0	0	0	29
11:30	162	40	29	39	1	0	0	271	8	10	4	1	0	0	0	23
11:45	151	41	22	33	0	1	0	248	16	13	3	2	0	0	0	34
H/TOT	600	148	93	144	1	2	0	988	51	43	14	8	0	0	0	116
12:00	111	32	16	28	1	0	0	188	15	7	0	2	0	0	0	24
12:15	148	33	16	37	1	1	0	236	13	5	2	0	0	0	0	20
12:30	143	42	23	37	2	2	0	249	18	9	4	1	0	0	0	32
12:45	147	37	23	45	1	1	0	254	15	6	2	2	0	0	0	25
H/TOT	549	144	78	147	5	4	0	927	61	27	8	5	0	0	0	101
13:00	158	57	30	27	1	1	0	274	11	4	4	2	0	0	0	21
13:15	157	63	21	39	1	0	0	281	14	4	1	0	0	0	0	19
13:30	155	56	29	38	1	1	0	280	14	6	2	0	0	0	0	22
13:45	144	44	20	36	2	0	0	246	15	4	1	0	0	0	0	20
H/TOT	614	220	100	140	5	2	0	1081	54	18	8	2	0	0	0	82
14:00	136	43	23	31	2	1	0	236	15	3	0	2	0	0	0	20
14:15	160	48	37	38	0	1	0	284	16	8	0	2	0	0	0	26
14:30	148	44	14	32	0	1	0	239	15	8	1	0	0	0	0	24
14:45	139	69	18	28	0	0	0	254	15	4	0	0	0	0	0	19
H/TOT	583	204	92	129	2	3	0	1013	61	23	1	4	0	0	0	89
15:00	142	57	12	34	1	1	0	247	29	6	3	1	0	0	0	39
15:15	179	58	15	29	0	0	0	281	17	3	3	0	0	0	0	23
15:30	145	57	20	25	0	3	0	250	17	9	3	0	0	0	0	29
15:45	185	59	13	30	0	2	0	289	23	4	0	1	0	0	0	28
H/TOT	651	231	60	118	1	6	0	1067	86	22	9	2	0	0	0	119
16:00	217	82	22	28	2	3	0	354	21	3	1	2	1	0	0	28
16:15	198	67	15	27	0	2	0	309	30	8	2	1	0	0	0	41
16:30	206	70	17	40	0	0	0	333	21	3	4	0	0	0	0	28
16:45	215	89	21	35	0	0	0	360	31	6	0	1	0	0	0	38
H/TOT	836	308	75	130	2	5	0	1356	103	20	7	4	1	0	0	135
17:00	242	74	14	28	2	1	0	361	30	5	0	0	0	0	0	35
17:15	269	59	18	34	0	1	0	381	23	5	1	1	0	0	0	30
17:30	233	64	17	29	0	3	0	346	20	3	2	0	0	1	0	26
17:45	266	59	13	31	2	3	0	374	23	3	0	0	0	0	0	26
H/TOT	1010	256	62	122	4	8	0	1462	96	16	3	1	0	1	0	117
18:00	271	51	14	45	0	2	0	383	24	1	1	1	0	1	0	28
18:15	218	34	11	21	1	3	0	288	24	3	0	5	0	0	0	32
18:30	217	36	7	21	0	1	0	282	14	5	0	2	0	1	0	22
18:45	183	29	13	40	0	0	0	265	19	4	1	1	0	0	0	25
H/TOT	869	150	45	127	1	6	0	1218	81	13	2	9	0	2	0	107
F/TOT	8040	2258	860	1639	28	52	0	12877	1026	324	84	72	1	6	0	1513

MANUAL CLASSIFIED COUNTS

JOB REF: 10520

JOB NAME: BAYNARDS GREEN

SITE: 1

LOCATION: A43 (N) / B4100 (E) / A43 (S)



DATE: 23/06/2021

DAY: WEDNESDAY

TIME	C TO C FROM A43 (S) TO A43 (S)								C TO D FROM A43 (S) TO B4100 (W)							
	CAR	LGV	OGV1	OGV2	PSV	MCL	PCL	TOT	CAR	LGV	OGV1	OGV2	PSV	MCL	PCL	TOT
07:00	0	0	0	0	0	0	0	0	24	9	2	3	0	0	0	38
07:15	0	0	0	0	0	0	0	0	16	11	2	1	0	0	0	30
07:30	0	0	0	0	0	0	0	0	11	10	2	2	0	1	0	26
07:45	0	0	0	0	0	0	0	0	19	8	2	0	0	1	0	30
H/TOT	0	0	0	0	0	0	0	0	70	38	8	6	0	2	0	124
08:00	0	0	0	0	0	0	0	0	20	8	3	0	0	0	0	31
08:15	0	0	0	0	0	0	0	0	34	6	0	1	0	0	0	41
08:30	0	0	0	0	0	0	0	0	16	3	3	1	0	0	0	23
08:45	0	0	0	0	0	0	0	0	23	8	4	1	0	0	0	36
H/TOT	0	0	0	0	0	0	0	0	93	25	10	3	0	0	0	131
09:00	0	0	0	0	0	0	0	0	16	9	1	3	0	0	0	29
09:15	0	0	0	0	0	0	0	0	13	12	1	0	0	0	0	26
09:30	0	0	0	0	0	0	0	0	19	3	1	1	0	0	0	24
09:45	0	0	0	0	0	0	0	0	21	2	2	0	0	0	0	25
H/TOT	0	0	0	0	0	0	0	0	69	26	5	4	0	0	0	104
10:00	0	0	0	0	0	0	0	0	6	2	1	3	0	0	0	12
10:15	0	0	0	0	0	0	0	0	19	6	1	1	0	0	0	27
10:30	0	0	0	0	0	0	0	0	18	8	6	0	0	0	0	32
10:45	0	0	0	0	0	0	0	0	25	3	2	0	0	0	0	30
H/TOT	0	0	0	0	0	0	0	0	68	19	10	4	0	0	0	101
11:00	0	0	0	0	0	0	0	0	24	6	1	3	0	0	0	34
11:15	0	0	0	0	0	0	0	0	23	5	1	3	0	0	0	32
11:30	0	0	0	0	0	0	0	0	16	3	2	0	0	0	0	21
11:45	0	0	0	0	0	0	0	0	13	5	1	2	0	0	0	21
H/TOT	0	0	0	0	0	0	0	0	76	19	5	8	0	0	0	108
12:00	0	0	0	0	0	0	0	0	22	8	3	0	0	0	0	33
12:15	0	0	0	0	0	0	0	0	16	7	2	2	0	0	0	27
12:30	0	0	0	0	0	0	0	0	24	5	4	1	0	1	0	35
12:45	0	0	0	0	0	0	0	0	24	13	4	1	0	0	0	42
H/TOT	0	0	0	0	0	0	0	0	86	33	13	4	0	1	0	137
13:00	0	0	0	0	0	0	0	0	15	8	2	0	0	0	0	25
13:15	0	0	0	0	0	0	0	0	15	4	0	1	0	0	0	20
13:30	0	0	0	0	0	0	0	0	8	4	4	4	0	0	0	20
13:45	0	0	0	0	0	0	0	0	13	9	3	0	0	0	0	25
H/TOT	0	0	0	0	0	0	0	0	51	25	9	5	0	0	0	90
14:00	0	0	0	0	0	0	0	0	14	5	2	2	0	0	0	23
14:15	0	0	0	0	0	0	0	0	11	7	3	1	0	0	0	22
14:30	0	0	0	0	0	0	0	0	19	12	2	1	0	0	0	34
14:45	0	0	0	0	0	0	0	0	32	6	4	2	0	0	0	44
H/TOT	0	0	0	0	0	0	0	0	76	30	11	6	0	0	0	123
15:00	0	0	0	0	0	0	0	0	24	4	3	0	0	1	0	32
15:15	0	0	0	0	0	0	0	0	11	5	1	3	0	0	0	20
15:30	0	0	0	0	0	0	0	0	22	12	1	1	0	2	0	38
15:45	0	0	0	0	0	0	0	0	19	10	3	0	0	0	0	32
H/TOT	0	0	0	0	0	0	0	0	76	31	8	4	0	3	0	122
16:00	0	0	0	0	0	0	0	0	27	7	3	0	0	0	0	37
16:15	0	0	0	0	0	0	0	0	23	10	1	0	0	0	0	34
16:30	0	0	0	0	0	0	0	0	29	11	1	2	0	1	0	44
16:45	0	0	0	0	0	0	0	0	27	6	4	0	0	0	0	37
H/TOT	0	0	0	0	0	0	0	0	106	34	9	2	0	1	0	152
17:00	0	0	0	0	0	0	0	0	26	10	1	0	0	0	0	37
17:15	0	0	0	0	0	0	0	0	19	8	1	0	0	0	0	28
17:30	0	0	0	0	0	0	0	0	26	4	1	0	0	1	0	32
17:45	0	0	0	0	0	0	0	0	21	3	3	2	0	0	0	29
H/TOT	0	0	0	0	0	0	0	0	92	25	6	2	0	1	0	126
18:00	0	0	0	0	0	0	0	0	24	8	3	0	0	0	0	35
18:15	0	0	0	0	0	0	0	0	22	3	2	1	0	2	0	30
18:30	0	0	0	0	0	0	0	0	21	8	5	3	0	0	0	37
18:45	0	0	0	0	0	0	0	0	19	5	1	0	0	0	0	25
H/TOT	0	0	0	0	0	0	0	0	86	24	11	4	0	2	0	127
F/TOT	0	0	0	0	0	0	0	0	949	329	105	52	0	10	0	1445

MANUAL CLASSIFIED COUNTS

JOB REF: 10520

JOB NAME: BAYNARDS GREEN

SITE: 1

LOCATION: A43 (N) / B4100 (E) / A43 (S)



DATE: 23/06/2021

DAY: WEDNESDAY

TIME	D TO A								D TO B								
	FROM B4100 (W) TO A43 (N)								FROM B4100 (W) TO B4100 (E)								
	CAR	LGV	OGV1	OGV2	PSV	MCL	PCL	TOT	CAR	LGV	OGV1	OGV2	PSV	MCL	PCL	TOT	
07:00	14	8	0	0	0	0	1	0	23	28	8	0	0	0	1	0	37
07:15	12	6	2	2	0	0	0	0	22	59	7	4	0	0	0	0	70
07:30	15	7	2	0	0	0	0	0	24	55	22	2	0	0	1	0	80
07:45	7	7	1	1	0	1	0	17	67	9	1	0	0	0	0	77	
H/TOT	48	28	5	3	0	2	0	86	209	46	7	0	0	2	0	264	
08:00	19	11	0	0	0	0	0	30	40	10	3	0	0	1	0	54	
08:15	22	4	3	0	0	0	0	29	56	23	1	2	0	1	0	83	
08:30	14	1	1	0	0	0	1	17	38	6	5	2	1	1	0	53	
08:45	19	5	0	2	0	0	0	26	53	4	3	0	0	0	0	60	
H/TOT	74	21	4	2	0	0	1	102	187	43	12	4	1	3	0	250	
09:00	16	5	2	1	0	0	0	24	37	4	1	0	1	0	0	43	
09:15	6	8	1	2	0	0	0	17	31	2	2	1	2	0	0	38	
09:30	11	5	3	2	0	0	0	21	22	7	1	1	0	0	0	31	
09:45	6	6	0	0	0	0	0	12	18	5	1	3	0	0	0	27	
H/TOT	39	24	6	5	0	0	0	74	108	18	5	5	3	0	0	139	
10:00	11	6	0	0	0	0	0	17	20	4	3	3	0	0	1	31	
10:15	9	8	1	1	0	0	0	19	21	6	1	1	0	0	0	29	
10:30	10	3	1	1	0	0	0	15	22	5	1	0	0	0	0	28	
10:45	18	2	2	2	0	0	0	24	18	12	1	0	0	0	0	31	
H/TOT	48	19	4	4	0	0	0	75	81	27	6	4	0	0	1	119	
11:00	11	4	1	0	0	0	0	16	35	5	0	0	0	5	0	45	
11:15	9	3	1	4	0	0	0	17	37	7	0	2	0	0	0	46	
11:30	11	4	0	1	0	0	0	16	31	6	3	1	0	0	0	41	
11:45	16	2	2	1	0	0	0	21	21	7	1	1	0	1	0	31	
H/TOT	47	13	4	6	0	0	0	70	124	25	4	4	0	6	0	163	
12:00	13	3	1	0	0	0	0	17	18	4	2	2	0	2	0	28	
12:15	12	3	1	1	0	0	0	17	25	1	1	0	0	3	0	30	
12:30	13	4	0	0	0	0	0	17	25	6	0	0	0	0	0	31	
12:45	11	7	3	2	0	1	0	24	26	10	0	1	0	1	0	38	
H/TOT	49	17	5	3	0	1	0	75	94	21	3	3	0	6	0	127	
13:00	11	4	1	1	0	0	0	17	21	8	2	0	0	0	0	31	
13:15	9	7	2	1	0	0	0	19	38	7	0	1	0	1	0	47	
13:30	13	6	3	2	0	0	0	24	21	11	1	2	0	0	0	35	
13:45	7	7	1	3	0	0	0	18	18	6	4	0	0	1	0	29	
H/TOT	40	24	7	7	0	0	0	78	98	32	7	3	0	2	0	142	
14:00	11	2	4	1	0	0	0	18	26	5	3	0	0	0	0	34	
14:15	10	5	1	2	0	0	0	18	27	6	2	0	0	1	0	36	
14:30	13	6	0	2	0	0	0	21	20	5	1	1	0	0	0	27	
14:45	16	10	2	1	0	0	0	29	32	4	2	1	1	0	0	40	
H/TOT	50	23	7	6	0	0	0	86	105	20	8	2	1	1	0	137	
15:00	21	4	3	3	0	0	0	31	25	3	1	0	0	2	0	31	
15:15	15	6	1	1	0	1	0	24	30	6	1	0	0	0	0	37	
15:30	20	6	4	2	0	0	0	32	28	8	1	0	3	0	0	40	
15:45	16	5	1	1	0	0	0	23	34	4	1	2	2	0	0	43	
H/TOT	72	21	9	7	0	1	0	110	117	21	4	2	5	2	0	151	
16:00	21	10	1	1	0	0	0	33	36	10	1	1	1	2	0	51	
16:15	18	10	3	0	0	0	0	31	34	8	0	0	3	1	0	46	
16:30	21	7	3	1	0	0	0	32	39	11	0	0	0	1	0	51	
16:45	14	7	1	3	0	1	0	26	30	4	0	0	0	0	0	34	
H/TOT	74	34	8	5	0	1	0	122	139	33	1	1	4	4	0	182	
17:00	30	5	2	0	0	0	0	37	43	1	0	0	0	1	0	45	
17:15	24	7	2	0	0	0	0	33	35	4	3	0	0	1	0	43	
17:30	16	4	0	0	0	1	0	21	34	8	0	1	0	3	0	46	
17:45	14	1	0	0	0	0	0	15	33	4	0	1	0	0	0	38	
H/TOT	84	17	4	0	0	1	0	106	145	17	3	2	0	5	0	172	
18:00	10	5	1	0	0	0	0	16	35	5	0	0	0	2	0	42	
18:15	19	3	1	1	0	0	0	24	27	2	0	0	0	0	0	29	
18:30	14	6	0	1	0	0	0	21	30	3	1	0	0	0	0	34	
18:45	20	2	1	2	0	0	0	25	15	0	0	0	0	0	0	15	
H/TOT	63	16	3	4	0	0	0	86	107	10	1	0	0	2	0	120	
F/TOT	688	257	66	52	0	6	1	1070	1514	313	61	30	14	33	1	1966	

MANUAL CLASSIFIED COUNTS

JOB REF: 10520

JOB NAME: BAYNARDS GREEN

SITE: 1

LOCATION: A43 (N) / B4100 (E) / A43 (S)



DATE: 23/06/2021

DAY: WEDNESDAY

TIME	D TO C								D TO D							
	FROM B4100 (W) TO A43 (S)								FROM B4100 (W) TO B4100 (W)							
	CAR	LGV	OGV1	OGV2	PSV	MCL	PCL	TOT	CAR	LGV	OGV1	OGV2	PSV	MCL	PCL	TOT
07:00	22	14	2	2	0	0	0	40	1	0	1	0	0	0	0	2
07:15	24	21	1	0	0	1	0	47	0	2	0	1	0	0	0	3
07:30	27	8	1	0	0	0	0	36	2	0	0	0	0	0	0	2
07:45	27	16	2	0	0	0	0	45	3	1	1	0	0	0	0	5
H/TOT	100	59	6	2	0	1	0	168	6	3	2	1	0	0	0	12
08:00	35	13	2	3	0	0	0	53	0	0	1	0	0	0	0	1
08:15	26	2	3	0	0	0	0	31	4	2	0	0	0	0	0	6
08:30	32	13	1	0	0	0	0	46	2	1	0	0	0	0	0	3
08:45	23	9	0	1	0	0	0	33	0	2	0	0	0	0	0	2
H/TOT	116	37	6	4	0	0	0	163	6	5	1	0	0	0	0	12
09:00	25	7	6	2	0	0	0	40	2	2	0	0	0	0	0	4
09:15	21	9	1	1	0	1	0	33	1	3	1	0	0	0	0	5
09:30	19	4	1	2	0	2	0	28	4	2	0	0	0	0	0	6
09:45	23	6	3	0	0	0	0	32	1	1	0	0	0	0	0	2
H/TOT	88	26	11	5	0	3	0	133	8	8	1	0	0	0	0	17
10:00	23	5	4	3	0	0	0	35	3	3	0	0	0	0	0	6
10:15	18	6	2	2	0	0	0	28	3	1	0	0	0	0	0	4
10:30	16	2	1	1	0	0	0	20	4	2	1	0	0	0	0	7
10:45	16	4	1	1	0	1	0	23	2	0	0	0	0	0	0	2
H/TOT	73	17	8	7	0	1	0	106	12	6	1	0	0	0	0	19
11:00	16	3	2	1	0	0	0	22	2	0	0	0	0	0	0	2
11:15	16	9	2	1	0	0	0	28	1	1	0	0	0	0	0	2
11:30	19	6	3	1	0	0	0	29	3	0	0	0	0	0	0	3
11:45	18	5	4	2	0	1	0	30	3	0	1	0	0	0	0	4
H/TOT	69	23	11	5	0	1	0	109	9	1	1	0	0	0	0	11
12:00	9	3	1	1	0	0	0	14	3	1	1	0	0	0	0	5
12:15	14	5	2	0	0	0	0	21	4	1	1	0	0	0	0	6
12:30	24	8	4	0	0	0	0	36	3	3	1	0	0	0	0	7
12:45	25	6	0	0	0	0	0	31	4	3	0	0	0	0	0	7
H/TOT	72	22	7	1	0	0	0	102	14	8	3	0	0	0	0	25
13:00	20	9	3	0	0	0	0	32	9	2	0	0	0	0	0	11
13:15	13	2	0	1	0	0	0	16	3	0	0	0	0	0	0	3
13:30	19	0	2	0	0	0	0	21	6	2	0	0	0	0	0	8
13:45	17	5	2	4	0	0	0	28	2	1	0	0	0	0	0	3
H/TOT	69	16	7	5	0	0	0	97	20	5	0	0	0	0	0	25
14:00	18	5	2	1	0	1	0	27	5	1	0	0	0	0	0	6
14:15	17	11	0	1	0	3	0	32	4	2	0	0	0	0	0	6
14:30	21	10	1	0	0	0	0	32	1	0	0	0	0	0	0	1
14:45	12	9	2	1	0	0	0	24	6	1	0	0	0	0	0	7
H/TOT	68	35	5	3	0	4	0	115	16	4	0	0	0	0	0	20
15:00	17	13	3	0	0	0	0	33	3	0	0	1	0	0	0	4
15:15	11	4	4	1	0	0	0	20	1	3	1	0	0	0	0	5
15:30	25	10	4	1	0	1	0	41	5	1	0	0	0	0	0	6
15:45	23	3	2	0	0	1	0	29	1	1	0	0	0	0	0	2
H/TOT	76	30	13	2	0	2	0	123	10	5	1	1	0	0	0	17
16:00	21	13	2	2	0	0	0	38	5	0	0	0	0	0	0	5
16:15	27	11	1	1	0	0	0	40	4	2	0	0	0	0	0	6
16:30	19	8	2	0	0	0	0	29	3	1	0	0	0	0	0	4
16:45	24	3	1	0	0	1	0	29	6	0	0	0	0	0	0	6
H/TOT	91	35	6	3	0	1	0	136	18	3	0	0	0	0	0	21
17:00	24	5	2	0	0	0	0	31	6	1	0	0	0	0	0	7
17:15	26	2	1	1	0	0	0	30	2	0	0	0	0	0	0	2
17:30	21	2	0	0	0	1	0	24	4	0	0	0	0	0	0	4
17:45	20	4	0	0	0	0	0	24	3	0	0	0	0	1	0	4
H/TOT	91	13	3	1	0	1	0	109	15	1	0	0	0	1	0	17
18:00	16	6	1	0	0	0	0	23	5	0	0	0	0	0	0	5
18:15	14	4	1	1	0	0	0	20	3	0	0	0	0	0	0	3
18:30	13	2	0	0	0	0	0	15	2	1	0	0	0	0	0	3
18:45	9	4	3	1	0	0	0	17	1	1	0	1	0	0	0	3
H/TOT	52	16	5	2	0	0	0	75	11	2	0	1	0	0	0	14
F/TOT	965	329	88	40	0	14	0	1436	145	51	10	3	0	1	0	210

MANUAL CLASSIFIED COUNTS

JOB REF: 10520

JOB NAME: BAYNARDS GREEN

SITE: 1

LOCATION: A43 (N) / B4100 (E) / A43 (S)



DATE: 23/06/2021

DAY: WEDNESDAY

TIME	TO ARM A A43 (N)							TOT	FROM ARM A A43 (N)							TOT
	CAR	LGV	OGV1	OGV2	PSV	MCL	PCL		CAR	LGV	OGV1	OGV2	PSV	MCL	PCL	
07:00	179	55	8	40	1	1	0	284	252	128	35	31	1	0	0	447
07:15	191	53	20	31	1	2	0	298	261	110	23	31	0	5	0	430
07:30	201	50	16	23	0	3	0	293	259	91	32	42	0	2	0	426
07:45	223	50	17	32	0	3	0	325	261	97	32	41	0	4	0	435
H/TOT	794	208	61	126	2	9	0	1200	1033	426	122	145	1	11	0	1738
08:00	275	55	19	33	1	2	0	385	255	71	31	46	1	1	0	405
08:15	262	42	23	52	1	0	0	380	261	61	40	38	0	2	0	402
08:30	201	34	19	30	1	0	1	286	275	77	38	27	1	0	0	418
08:45	195	44	12	39	1	0	0	291	243	69	29	39	2	2	0	384
H/TOT	933	175	73	154	4	2	1	1342	1034	278	138	150	4	5	0	1609
09:00	166	40	15	34	1	2	0	258	223	64	18	56	0	2	0	363
09:15	124	49	19	37	1	0	0	230	220	49	27	43	2	0	0	341
09:30	159	40	25	56	1	5	0	286	194	53	23	44	2	2	0	318
09:45	158	59	26	42	1	0	0	286	187	47	19	32	1	1	0	287
H/TOT	607	188	85	169	4	7	0	1060	824	213	87	175	5	5	0	1309
10:00	149	44	23	36	0	1	0	253	175	48	17	36	0	2	0	278
10:15	180	55	22	41	0	3	0	301	206	40	26	27	0	0	0	299
10:30	173	56	16	48	0	0	0	293	229	39	22	53	0	3	0	346
10:45	188	55	25	45	1	3	0	317	160	43	21	25	2	0	0	251
H/TOT	690	210	86	170	1	7	0	1164	770	170	86	141	2	5	0	1174
11:00	152	40	30	41	0	0	0	263	177	48	14	48	0	0	0	287
11:15	201	45	17	38	0	1	0	302	192	42	22	35	1	0	0	292
11:30	197	48	29	42	1	0	0	317	194	37	18	36	1	2	0	288
11:45	189	49	27	36	1	1	0	303	173	41	19	44	1	1	0	279
H/TOT	739	182	103	157	2	2	0	1185	736	168	73	163	3	3	0	1146
12:00	140	44	18	33	1	0	0	236	184	42	22	33	0	1	0	282
12:15	191	41	17	39	1	1	0	290	166	40	23	36	2	3	0	270
12:30	189	53	26	39	2	2	0	311	205	37	15	42	0	2	0	301
12:45	178	51	28	48	2	3	0	310	183	47	21	44	1	2	0	298
H/TOT	698	189	89	159	6	6	0	1147	738	166	81	155	3	8	0	1151
13:00	187	65	39	30	1	2	0	324	166	37	13	43	1	0	0	260
13:15	195	79	26	45	1	1	0	347	143	48	20	36	1	1	0	249
13:30	205	72	34	42	1	1	0	355	166	50	22	35	0	1	0	274
13:45	178	54	21	42	2	0	0	297	139	40	17	47	1	2	0	246
H/TOT	765	270	120	159	5	4	0	1323	614	175	72	161	3	4	0	1029
14:00	182	57	31	36	2	2	0	310	153	41	21	36	0	0	0	251
14:15	217	58	40	43	0	1	0	359	167	42	17	33	1	0	0	260
14:30	190	58	16	36	0	1	0	301	193	46	13	52	0	4	0	308
14:45	195	87	20	31	0	2	0	335	194	56	22	30	1	1	1	305
H/TOT	784	260	107	146	2	6	0	1305	707	185	73	151	2	5	1	1124
15:00	198	74	15	38	2	1	0	328	177	48	17	34	0	4	0	280
15:15	231	73	17	33	0	1	0	355	207	43	14	34	1	0	0	299
15:30	214	77	24	27	0	3	0	345	171	45	16	38	0	6	0	276
15:45	238	81	15	33	0	3	0	370	206	52	14	37	0	3	0	312
H/TOT	881	305	71	131	2	8	0	1398	761	188	61	143	1	13	0	1167
16:00	276	110	24	29	2	3	0	444	229	35	7	26	0	4	0	301
16:15	267	93	21	28	0	2	0	411	234	53	15	31	1	0	0	334
16:30	289	97	22	41	0	0	0	449	269	61	28	31	1	1	0	391
16:45	288	108	23	38	0	1	0	458	268	38	14	28	5	0	0	353
H/TOT	1120	408	90	136	2	6	0	1762	1000	187	64	116	7	5	0	1379
17:00	339	85	18	30	2	3	0	477	322	50	10	28	0	2	0	412
17:15	354	74	21	34	1	1	0	485	300	40	6	29	0	0	0	375
17:30	318	79	18	31	1	5	0	452	233	39	7	18	2	3	0	302
17:45	340	68	14	31	2	3	0	458	264	34	8	28	1	0	0	335
H/TOT	1351	306	71	126	6	12	0	1872	1119	163	31	103	3	5	0	1424
18:00	338	64	16	45	0	3	0	466	243	22	10	30	2	1	0	308
18:15	288	47	12	23	1	3	0	374	225	33	4	26	0	3	0	291
18:30	271	45	7	22	1	1	0	347	184	34	6	22	1	2	0	249
18:45	238	34	14	43	0	0	0	329	155	18	6	23	0	0	0	202
H/TOT	1135	190	49	133	2	7	0	1515	887	107	26	101	3	6	0	1050
F/TOT	10497	2891	1005	1766	38	76	1	16274	10143	2426	914	1704	37	75	1	15300

MANUAL CLASSIFIED COUNTS



JOB REF: 10520

JOB NAME: BAYNARDS GREEN

SITE: 1

LOCATION: A43 (N) / B4100 (E) / A43 (S)

DATE: 23/06/2021

DAY: WEDNESDAY

TIME	TO ARM B B4100 (E)							TOT	FROM ARM B B4100 (E)							TOT
	CAR	LGV	OGV1	OGV2	PSV	MCL	PCL		CAR	LGV	OGV1	OGV2	PSV	MCL	PCL	
07:00	118	46	5	5	1	1	0	176	58	16	2	0	2	2	0	80
07:15	138	43	9	5	0	1	0	196	86	20	4	2	3	0	0	115
07:30	145	59	4	4	0	1	0	213	94	28	6	3	0	3	0	134
07:45	185	33	5	4	0	0	0	227	74	22	4	2	1	1	0	104
H/TOT	586	181	23	18	1	3	0	812	312	86	16	7	6	6	0	433
08:00	126	31	8	4	1	1	0	171	89	14	6	5	0	0	0	114
08:15	147	52	6	8	0	3	0	216	109	20	4	2	1	0	0	136
08:30	137	24	10	4	1	1	0	177	100	10	3	4	0	0	0	117
08:45	135	16	7	9	0	0	0	167	78	15	4	5	1	0	0	103
H/TOT	545	123	31	25	2	5	0	731	376	59	17	16	2	0	0	470
09:00	100	15	6	4	1	0	0	126	55	18	2	4	0	1	0	80
09:15	102	14	7	3	3	0	0	129	57	12	3	4	2	0	0	78
09:30	78	24	3	5	0	1	0	111	55	24	10	3	0	1	0	93
09:45	72	21	2	4	0	0	0	99	44	16	3	6	1	0	0	70
H/TOT	352	74	18	16	4	1	0	465	211	70	18	17	3	2	0	321
10:00	61	13	4	4	0	2	1	85	43	13	4	2	0	1	0	63
10:15	71	13	7	3	0	0	0	94	60	17	5	3	0	1	0	86
10:30	83	12	4	5	0	1	0	105	54	17	3	6	0	1	0	81
10:45	52	27	9	4	0	1	0	93	52	13	3	7	0	0	0	75
H/TOT	267	65	24	16	0	4	1	377	209	60	15	18	0	3	0	305
11:00	86	21	5	3	0	5	0	120	43	13	6	3	0	1	0	66
11:15	76	18	6	5	1	0	0	106	63	14	6	4	0	1	0	88
11:30	72	20	10	3	0	0	0	105	51	18	4	4	0	1	0	78
11:45	51	27	6	3	0	1	0	88	56	12	8	3	1	0	0	80
H/TOT	285	86	27	14	1	6	0	419	213	57	24	14	1	3	0	312
12:00	68	17	6	4	0	3	0	98	50	20	5	9	0	0	0	84
12:15	60	13	3	2	1	3	0	82	61	11	1	3	0	0	0	76
12:30	67	19	5	4	0	1	0	96	66	16	5	2	0	1	0	90
12:45	64	21	7	6	0	2	0	100	45	16	5	2	1	1	0	70
H/TOT	259	70	21	16	1	9	0	376	222	63	16	16	1	2	0	320
13:00	59	18	8	5	0	0	0	90	61	18	10	2	0	2	0	93
13:15	76	15	2	2	0	1	0	96	76	20	8	7	0	3	0	114
13:30	61	22	8	4	0	0	0	95	87	18	4	2	2	0	0	113
13:45	57	17	6	1	1	1	0	83	65	13	1	6	0	0	0	85
H/TOT	253	72	24	12	1	2	0	364	289	69	23	17	2	5	0	405
14:00	72	14	6	5	0	0	0	97	75	21	9	9	3	2	0	119
14:15	75	20	4	3	1	1	0	104	93	17	5	3	1	0	0	119
14:30	61	17	2	1	0	2	0	83	71	19	4	3	1	1	0	99
14:45	78	21	3	2	1	0	1	106	80	19	3	4	0	2	0	108
H/TOT	286	72	15	11	2	3	1	390	319	76	21	19	5	5	0	445
15:00	77	18	8	2	0	4	0	109	74	33	4	1	2	0	0	114
15:15	90	14	4	0	0	0	0	108	93	26	2	4	2	1	0	128
15:30	78	21	5	2	3	0	0	109	98	34	4	2	1	1	0	140
15:45	84	15	2	3	2	0	0	106	80	24	6	2	0	2	0	114
H/TOT	329	68	19	7	5	4	0	432	345	117	16	9	5	4	0	496
16:00	96	17	2	4	2	2	0	123	96	37	2	2	0	0	0	137
16:15	98	26	5	3	3	1	0	136	125	26	5	1	0	1	0	158
16:30	108	22	8	0	0	2	0	140	111	31	5	1	1	1	0	150
16:45	117	14	0	1	1	0	0	133	144	22	4	1	0	0	0	171
H/TOT	419	79	15	8	6	5	0	532	476	116	16	5	1	2	0	616
17:00	121	13	1	1	0	1	0	137	130	19	3	3	0	4	1	160
17:15	119	11	4	2	0	1	0	137	155	22	2	2	1	2	1	185
17:30	104	17	3	1	1	5	0	131	166	21	3	6	1	1	0	198
17:45	108	9	2	3	1	0	0	123	143	13	1	0	0	2	0	159
H/TOT	452	50	10	7	2	7	0	528	594	75	9	11	2	9	2	702
18:00	103	9	3	1	2	4	0	122	119	17	4	0	0	1	0	141
18:15	87	11	1	7	0	1	0	107	128	24	2	2	1	0	0	157
18:30	77	11	2	2	0	1	0	93	93	12	0	2	1	2	0	110
18:45	56	5	2	1	0	0	0	64	88	9	1	2	0	0	0	100
H/TOT	323	36	8	11	2	6	0	386	428	62	7	6	2	3	0	508
F/TOT	4356	976	235	161	27	55	2	5812	3994	910	198	155	30	44	2	5333

MANUAL CLASSIFIED COUNTS



JOB REF: 10520

JOB NAME: BAYNARDS GREEN

SITE: 1

LOCATION: A43 (N) / B4100 (E) / A43 (S)

DATE: 23/06/2021

DAY: WEDNESDAY

TIME	TO ARM C A43 (S)								FROM ARM C A43 (S)							
	CAR	LGV	OGV1	OGV2	PSV	MCL	PCL	TOT	CAR	LGV	OGV1	OGV2	PSV	MCL	PCL	TOT
07:00	211	111	33	29	0	0	0	384	181	74	12	45	0	0	0	312
07:15	244	101	21	30	0	6	0	402	189	64	20	32	1	3	0	309
07:30	237	70	31	42	0	2	0	382	182	59	12	26	0	2	0	281
07:45	213	89	33	40	0	4	0	379	247	51	18	32	0	2	0	350
H/TOT	905	371	118	141	0	12	0	1547	799	248	62	135	1	7	0	1252
08:00	232	63	31	49	0	1	0	376	262	56	22	33	1	2	0	376
08:15	226	41	37	35	0	1	0	340	251	50	20	54	1	1	0	377
08:30	237	75	32	29	1	0	0	374	202	41	20	32	1	0	0	296
08:45	199	72	25	38	1	1	0	336	186	49	15	41	0	0	0	291
H/TOT	894	251	125	151	2	3	0	1426	901	196	77	160	3	3	0	1340
09:00	207	56	23	58	0	1	0	345	171	41	16	38	1	1	0	258
09:15	185	55	24	44	1	1	0	310	135	59	20	35	0	0	0	249
09:30	167	47	25	43	2	3	0	287	167	41	24	56	1	4	0	293
09:45	165	39	21	32	1	1	0	259	169	54	28	42	0	0	0	293
H/TOT	724	197	93	177	4	6	0	1201	642	195	88	171	2	5	0	1103
10:00	179	43	21	39	0	0	0	282	148	37	21	40	0	0	0	246
10:15	196	44	24	27	0	0	0	291	185	48	23	39	0	2	0	297
10:30	202	42	19	50	0	2	0	315	184	62	21	48	0	0	0	315
10:45	156	40	16	28	1	1	0	242	182	61	28	43	1	4	0	319
H/TOT	733	169	80	144	1	3	0	1130	699	208	93	170	1	6	0	1177
11:00	151	43	14	47	0	0	0	255	161	49	30	44	0	0	0	284
11:15	174	45	26	38	0	0	0	283	200	49	21	39	0	1	0	310
11:30	182	42	18	36	1	2	0	281	186	53	35	40	1	0	0	315
11:45	185	38	21	43	1	2	0	290	180	59	26	37	0	1	0	303
H/TOT	692	168	79	164	2	4	0	1109	727	210	112	160	1	2	0	1212
12:00	151	40	21	35	0	0	0	247	148	47	19	30	1	0	0	245
12:15	152	38	25	35	1	3	0	254	177	45	20	39	1	1	0	283
12:30	196	41	18	38	0	2	0	295	185	56	31	39	2	3	0	316
12:45	178	45	18	42	1	1	0	285	186	56	29	48	1	1	0	321
H/TOT	677	164	82	150	2	6	0	1081	696	204	99	156	5	5	0	1165
13:00	165	41	16	39	1	0	0	262	184	69	36	29	1	1	0	320
13:15	136	45	22	37	1	0	0	241	186	71	22	40	1	0	0	320
13:30	157	47	18	31	0	1	0	254	177	66	35	42	1	1	0	322
13:45	131	39	19	50	0	1	0	240	172	57	24	36	2	0	0	291
H/TOT	589	172	75	157	2	2	0	997	719	263	117	147	5	2	0	1253
14:00	141	44	17	37	0	1	0	240	165	51	25	35	2	1	0	279
14:15	156	45	15	31	0	3	0	250	187	63	40	41	0	1	0	332
14:30	182	52	12	49	0	2	0	297	182	64	17	33	0	1	0	297
14:45	177	51	25	31	0	1	0	285	186	79	22	30	0	0	0	317
H/TOT	656	192	69	148	0	7	0	1072	720	257	104	139	2	3	0	1225
15:00	171	58	16	33	0	2	0	280	195	67	18	35	1	2	0	318
15:15	172	40	16	34	1	0	0	263	207	66	19	32	0	0	0	324
15:30	166	54	20	35	0	7	0	282	184	78	24	26	0	5	0	317
15:45	196	49	16	35	0	3	0	299	227	73	16	31	0	2	0	349
H/TOT	705	201	68	137	1	12	0	1124	813	284	77	124	1	9	0	1308
16:00	214	48	8	28	0	4	0	302	265	92	26	30	3	3	0	419
16:15	234	54	12	30	1	0	0	331	251	85	18	28	0	2	0	384
16:30	246	60	25	32	2	0	0	365	256	84	22	42	0	1	0	405
16:45	254	37	12	29	4	1	0	337	273	101	25	36	0	0	0	435
H/TOT	948	199	57	119	7	5	0	1335	1045	362	91	136	3	6	0	1643
17:00	295	54	10	26	0	4	0	389	298	89	15	28	2	1	0	433
17:15	283	47	8	30	0	0	0	368	311	72	20	35	0	1	0	439
17:30	217	40	8	22	1	2	0	290	279	71	20	29	0	5	0	404
17:45	240	32	6	26	0	0	0	304	310	65	16	33	2	3	0	429
H/TOT	1035	173	32	104	1	6	0	1351	1198	297	71	125	4	10	0	1705
18:00	223	26	10	29	0	0	0	288	319	60	18	46	0	3	0	446
18:15	217	33	6	26	0	2	0	284	264	40	13	27	1	5	0	350
18:30	168	29	5	23	1	2	0	228	252	49	12	26	0	2	0	341
18:45	142	20	9	25	0	0	0	196	221	38	15	41	0	0	0	315
H/TOT	750	108	30	103	1	4	0	996	1056	187	58	140	1	10	0	1452
F/TOT	9308	2365	908	1695	23	70	0	14369	10015	2911	1049	1763	29	68	0	15835

MANUAL CLASSIFIED COUNTS



JOB REF: 10520

JOB NAME: BAYNARDS GREEN

SITE: 1

LOCATION: A43 (N) / B4100 (E) / A43 (S)

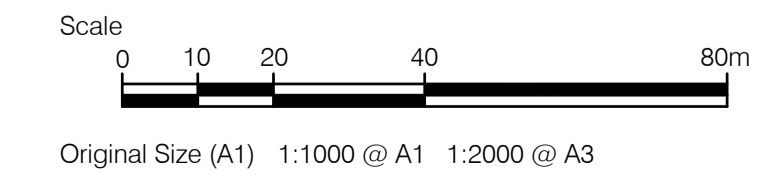
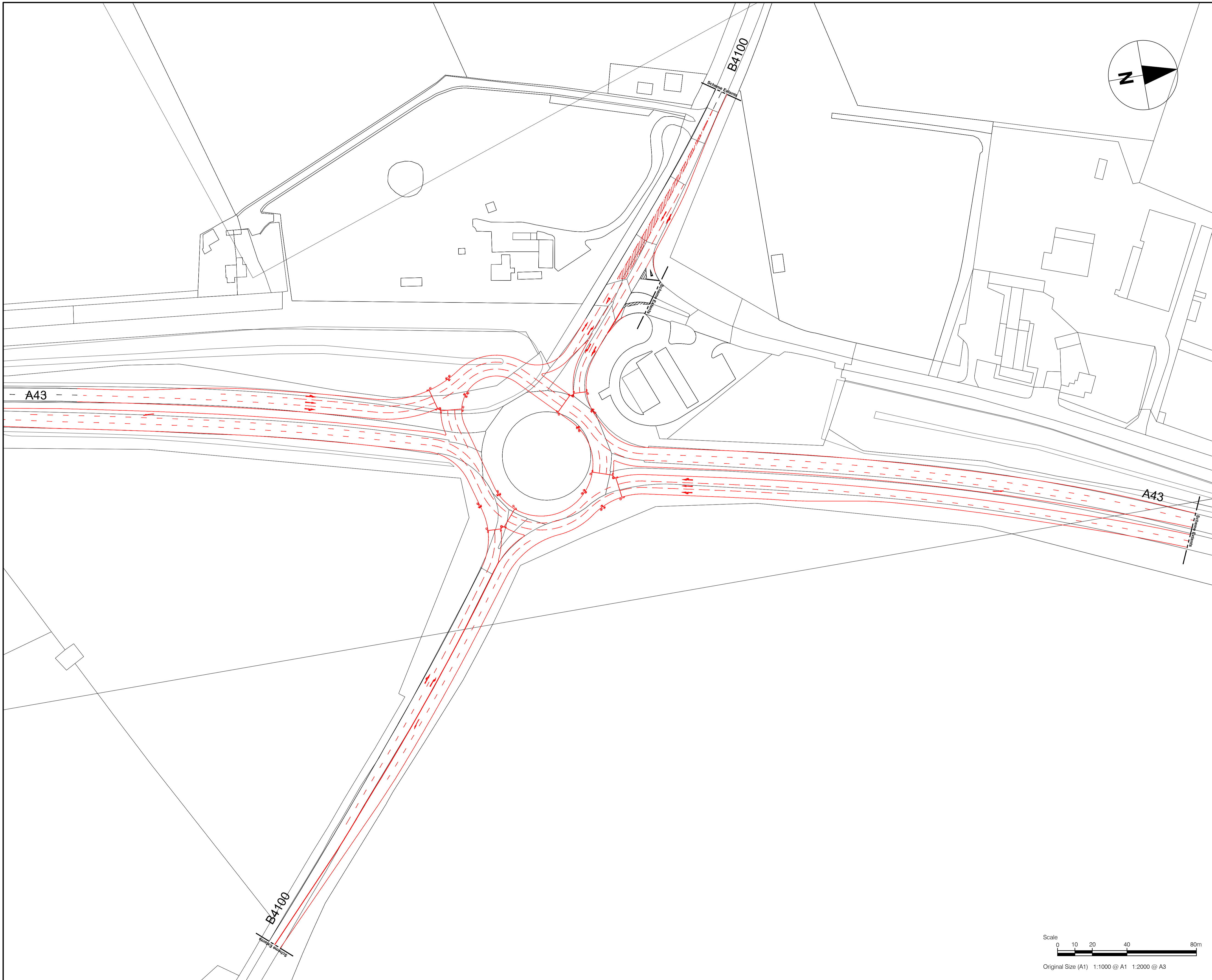
DATE: 23/06/2021

DAY: WEDNESDAY

TIME	TO ARM D B4100 (W)							TOT	FROM ARM D B4100 (W)							TOT
	CAR	LGV	OGV1	OGV2	PSV	MCL	PCL		CAR	LGV	OGV1	OGV2	PSV	MCL	PCL	
07:00	48	36	6	4	1	2	0	97	65	30	3	2	0	2	0	102
07:15	58	33	4	2	3	0	0	100	95	36	7	3	0	1	0	142
07:30	51	36	4	2	0	2	0	95	99	37	5	0	0	1	0	142
07:45	65	31	4	0	1	1	0	102	104	33	5	1	0	1	0	144
H/TOT	222	136	18	8	5	5	0	394	363	136	20	6	0	5	0	530
08:00	67	26	7	1	0	0	0	101	94	34	6	3	0	1	0	138
08:15	94	27	5	1	1	0	0	128	108	31	7	2	0	1	0	149
08:30	88	16	7	2	0	0	0	113	86	21	7	2	1	1	1	119
08:45	73	21	7	2	1	1	0	105	95	20	3	3	0	0	0	121
H/TOT	322	90	26	6	2	1	0	447	383	106	23	10	1	3	1	527
09:00	56	30	1	5	0	1	0	93	80	18	9	3	1	0	0	111
09:15	60	24	5	2	1	0	0	92	59	22	5	4	2	1	0	93
09:30	68	25	9	4	0	0	0	106	56	18	5	5	0	2	0	86
09:45	53	16	5	5	0	0	0	79	48	18	4	3	0	0	0	73
H/TOT	237	95	20	16	1	1	0	370	243	76	23	15	3	3	0	363
10:00	34	16	1	5	0	0	0	56	57	18	7	6	0	0	1	89
10:15	55	14	5	2	0	0	0	76	51	21	4	4	0	0	0	80
10:30	61	20	11	6	0	1	0	99	52	12	4	2	0	0	0	70
10:45	52	13	6	1	1	0	0	73	54	18	4	3	0	1	0	80
H/TOT	202	63	23	14	1	1	0	304	214	69	19	15	0	1	1	319
11:00	56	18	4	5	0	1	0	84	64	12	3	1	0	5	0	85
11:15	67	17	3	4	0	1	0	92	63	20	3	7	0	0	0	93
11:30	44	14	6	2	0	1	0	67	64	16	6	3	0	0	0	89
11:45	42	12	7	6	0	0	0	67	58	14	8	4	0	2	0	86
H/TOT	209	61	20	17	0	3	0	310	249	62	20	15	0	7	0	353
12:00	66	19	6	3	0	0	0	94	43	11	5	3	0	2	0	64
12:15	56	14	4	3	0	0	0	77	55	10	5	1	0	3	0	74
12:30	69	17	7	2	0	1	0	96	65	21	5	0	0	0	0	91
12:45	60	28	5	1	0	0	0	94	66	26	3	3	0	2	0	100
H/TOT	251	78	22	9	0	1	0	361	229	68	18	7	0	7	0	329
13:00	61	23	2	1	0	1	0	88	61	23	6	1	0	0	0	91
13:15	61	16	2	2	0	3	0	84	63	16	2	3	0	1	0	85
13:30	66	12	7	6	2	0	0	93	59	19	6	4	0	0	0	88
13:45	54	19	3	3	0	1	0	80	44	19	7	7	0	1	0	78
H/TOT	242	70	14	12	2	5	0	345	227	77	21	15	0	2	0	342
14:00	58	11	10	4	3	1	0	87	60	13	9	2	0	1	0	85
14:15	57	23	6	3	1	0	0	90	58	24	3	3	0	4	0	92
14:30	68	23	6	5	1	1	0	104	55	21	2	3	0	0	0	81
14:45	76	19	5	3	1	0	0	104	66	24	6	3	1	0	0	100
H/TOT	259	76	27	15	6	2	0	385	239	82	20	11	1	5	0	358
15:00	66	18	7	1	1	1	0	94	66	20	7	4	0	2	0	99
15:15	71	27	5	5	2	1	0	111	57	19	7	2	0	1	0	86
15:30	73	30	4	5	1	3	0	116	78	25	9	3	3	1	0	119
15:45	69	17	7	2	0	2	0	97	74	13	4	3	2	1	0	97
H/TOT	279	92	23	13	4	7	0	418	275	77	27	12	5	5	0	401
16:00	87	22	5	1	0	0	0	115	83	33	4	4	1	2	0	127
16:15	94	22	4	0	0	1	0	121	83	31	4	1	3	1	0	123
16:30	75	24	5	2	0	2	0	108	82	27	5	1	0	1	0	116
16:45	100	16	10	0	0	0	0	126	74	14	2	3	0	2	0	95
H/TOT	356	84	24	3	0	3	0	470	322	105	15	9	4	6	0	461
17:00	98	18	3	2	0	0	1	122	103	12	4	0	0	1	0	120
17:15	97	15	1	1	0	2	1	117	87	13	6	1	0	1	0	108
17:30	114	9	1	0	0	2	0	126	75	14	0	1	0	5	0	95
17:45	99	12	3	2	0	3	0	119	70	9	0	1	0	1	0	81
H/TOT	408	54	8	5	0	7	2	484	335	48	10	3	0	8	0	404
18:00	83	16	5	1	0	0	0	105	66	16	2	0	0	2	0	86
18:15	88	15	2	1	1	2	0	109	63	9	2	2	0	0	0	76
18:30	72	22	5	4	0	2	0	105	59	12	1	1	0	0	0	73
18:45	73	13	1	1	0	0	0	88	45	7	4	4	0	0	0	60
H/TOT	316	66	13	7	1	4	0	407	233	44	9	7	0	2	0	295
P/TOT	3303	965	238	125	22	40	2	4695	3312	950	225	125	14	54	2	4682

Appendix D

Growth Fund Scheme Preliminary Design



PROJECT
M40 JUNCTION 10
OPTION DEVELOPMENT
& TESTING



CONSULTANT
 AECOM
 The Colmore Building
 Colmore Circus Queensway
 Birmingham
 0121 262 1900 tel 0121 262 1999 fax
 www.aecom.com

SCALE
 1:1000 @ A1, 1:2000 @ A3

REGISTRATION
 ©Crown copyright. All rights reserved.
 License Number 100019139

- NOTES**
1. THIS DRAWING IS TO BE READ IN CONJUNCTION WITH ALL OTHER RELEVANT DOCUMENTATION. ANY DISCREPANCIES, ERRORS OR OMISSIONS TO BE BROUGHT TO THE ATTENTION OF THE OVERSEEING ORGANISATION.
 2. ALL DIMENSIONS IN METRES UNLESS OTHERWISE STATED.
 3. ALL EXISTING ROAD MARKINGS SHOWN ARE INDICATIVE ONLY.
 4. SCHEME EXTENTS ARE INDICATIVE ONLY.
 5. THIS IS A CONCEPT DESIGN FOR INFORMATION ONLY. IT HAS YET TO BE ROAD SAFETY AUDITED. A PRINCIPAL DESIGNER HAS YET TO BE APPOINTED.

- KEY**
- PROPOSED SCHEME
 - PROPOSED SIGNAL HEAD (PRIMARY)
 - PROPOSED SIGNAL HEAD (SECONDARY)

IN DESIGN
DEVELOPMENT

ISSUE/REVISION

I/R	DATE	DESCRIPTION
1	JAN 2018	OPTION DEVELOP. & TESTING

PROJECT NUMBER
 60540307

SHEET TITLE
 M40 JUNCTION 10
 OPTION DEVELOPMENT & TESTING
 SHEET 4 OF 5
 BAYNARDS GREEN JUNCTION

SHEET NUMBER
 60540307-SHT-1-C-0005

This drawing has been prepared for the use of AECOM's client. It may not be used, modified, reproduced or relied upon by third parties, except as agreed by AECOM or as required by law. AECOM accepts no responsibility, and denies any liability whatsoever, to any party that uses or relies on this drawing without AECOM's express written consent. Do not scale this document. All measurements must be obtained from the stated dimensions.

Appendix M
Road Safety Audit

Land Adjacent to M40 J10, Western Access

Road Safety Audit
Stage 1

12 August 2021

Mott MacDonald
10 Temple Back
Bristol BS1 6FL
United Kingdom

T +44 (0)117 906 9500
mottmac.com




David Tucker Associates
Forester House
Doctors Lane
Henley in Arden
Warwickshire
B95 5AW

Land Adjacent to M40 J10, Western Access

**Road Safety Audit
Stage 1**

12 August 2021

Issue and Revision Record

Revision	Date	Originator	Checker	Approver	Description
A	12/08/2021	T J Blaney	R J Collins	J T Pearson	First Issue
					

Document reference: 100414124 | TPN | ITD | 044 | 001 | A

Information class: Standard

This document is issued for the party which commissioned it and for specific purposes connected with the above-captioned project only. It should not be relied upon by any other party or used for any other purpose.

We accept no responsibility for the consequences of this document being relied upon by any other party, or being used for any other purpose, or containing any error or omission which is due to an error or omission in data supplied to us by other parties.

This document contains confidential information and proprietary intellectual property. It should not be shown to other parties without consent from us and from the party which commissioned it.

Contents

1	Introduction	1
2	Items Raised at this Stage 1 Audit	3
2.1	Problem 1.01	3
2.2	Problem 1.02	4
3	Audit Team Statement	5
	Appendices	6
A.	List of Drawings & Documents Examined	7
B.	Location Plan – Western Access	8

1 Introduction

This report describes a Stage 1 Road Safety Audit carried out on the proposed access arrangements for a new 280,000m² employment development on land adjacent to the M40 J10. Two access points (eastern and western) will be provided either side of the A43 / B4100 Baynards Green roundabout junction. This audit report considers the western access.

The audit was carried out at the request of David Tucker Associates.

The audit took place at the Bristol office of Mott MacDonald and consisted of a detailed examination of the submitted documentation and drawings listed in **Appendix A**.

It is confirmed that this is a Stage 1 Road Safety Audit and that the audit was undertaken upon completion of the preliminary design work.

The Road Safety Audit Team, as approved by the David Tucker Associates' Project Sponsor, Simon Parfitt, consisted of:

Tim Blaney BSc (Hons), CMILT, MCIHT, MSoRSA
 (Certificate of Competency in Road Safety Audit, July 2012)
 Audit Team Leader, Mott MacDonald

Rachael Collins BA (Hons), MSc, MCIHT
 (Certificate of Competency in Road Safety Audit, July 2016)
 Audit Team Member, Mott MacDonald

A visit to the site was completed on Wednesday 4th August at 1100 hrs. During this visit the weather was overcast, with sunny spells and the road surface was dry. Traffic conditions were moderate and free flowing. No pedestrian or cycle activity was observed.

This Road Safety Audit was carried out in accordance with Highways England's Departmental Standard GG119 and the Road Safety Audit Brief (*Doc. Ref: 17213-05*). The Road Safety Audit Team has examined and reported only on the road safety implications of the scheme as presented and has not examined or verified the compliance of the designs to any other criteria.

The comments and suggestions for road safety improvements made in this report seek to address matters that might have an adverse effect on road safety in the context of the chosen design. No attempt has been made to comment on the justification of the scheme. Consequently, the auditors accept no responsibility for the design or construction of the scheme.

All the issues raised in this report are considered to be required for action. The comments contained in the report are based on safety related concerns and as such the design engineer will need to consider carefully how to respond to each of the issues. The Audit Response Report should be completed by the Design Team and kept on file for future reference.

A Key Plan indicating the location of any identified safety related issues is provided in **Appendix B**.

Scheme Description

Taken from the Audit Brief:

The western site access will serve up to 180,000m² GFA B8 use. A three-arm roundabout junction is proposed in line with the requirements of DMRB CD116. Access to plots will be taken from an internal roundabout junction within the site. A bus layby will be provided on the link between the two site roundabouts.

A pedestrian and cycle route will be provided between the B4100 accesses and will provide a safe route to and from the roadside services. The route has yet to be determined as this is likely to be incorporated into a wider HE improvement scheme at the Baynards Green roundabout. This is not therefore within the scope of this RSA.

This audit therefore considers the proposed provision of a new roundabout junction on the B4100 as well as the internal site roundabout and link road.

2 Items Raised at this Stage 1 Audit

This section describes road safety related issues identified by the Audit Team during the Stage 1 Road Safety Audit.

2.1 Problem 1.01

Location: Throughout Scheme.

Summary: Unclear impact of additional traffic on surrounding highway network.

The proposed development and its western access are in close proximity to the A43 Baynards Green roundabout. At present, no junction appraisals have been undertaken therefore it is not possible to consider the impact that this development will have on the local highway network and particularly the A43 junction. Should the junction fail to accommodate the increase in traffic, and particularly HGVs, there is an increased risk of rear end shunt or side impact type collisions associated with inappropriate turning manoeuvres resulting from driver frustration / impatience.

Recommendation

It is recommended that traffic modelling is undertaken to assess the impact that the proposed development will have on the surrounding highway network, and particularly the A43 Baynards Green roundabout.

2.2 Problem 1.02

Location: B4100 Roundabout junction.

Summary: Unclear lighting provision may lead to loss of control collisions.

The B4100 at the location of the proposed roundabout junction is a relatively straight section of single carriageway unlit rural highway. It is not clear from the information submitted if it is intended to light the roundabout. Failure to light this roundabout may result in motorists misjudging the position or geometry of the roundabout during the hours of darkness, increasing the risk of loss of control type collisions.

Figure 1: Existing B4100 on northbound approach to proposed roundabout.



Source: Mott MacDonald

Recommendation

Given the proximity of the illuminated A43 Baynards Green roundabout, it is considered appropriate for the proposed access roundabout to also be lit. Furthermore, the internal site roundabout is likely to also require lighting due to its close proximity. It is recommended that through the design process, a lighting assessment is carried out to confirm the need for lighting.

3 Audit Team Statement

We certify that this audit has been carried out in accordance with Highways England's Departmental Standard GG119.

Road Safety Audit Team Leader

T J Blaney BSc (Hons), CMILT, MCIHT, MSoRSA
(Certificate of Competency in Road Safety Audit, July 2012)

Signed:




Date: 12th August 2021

Principal Road Safety Engineer
Mott MacDonald
10 Temple Back
Bristol
BS1 6FL

Road Safety Audit Team Member

R J Collins BA (Hons), MSc, MCIHT
(Certificate of Competency in Road Safety Audit, July 2016)

Signed:



Date: 12th August 2021

Senior Road Safety Engineer
Mott MacDonald
9 Portland Street
Manchester
M1 3BE

Appendices

A.	List of Drawings & Documents Examined	7
B.	Location Plan – Western Access	8

A. List of Drawings & Documents Examined

Table 3.1: Drawings

Drawing Number	Revision	Drawing Title
20005-SK-029	B	Proposed Masterplan Option 8
17213-09-GA	B	West Site Access – General Arrangement
17213-09-TRACK	B	West Site Access – Vehicle Tracking

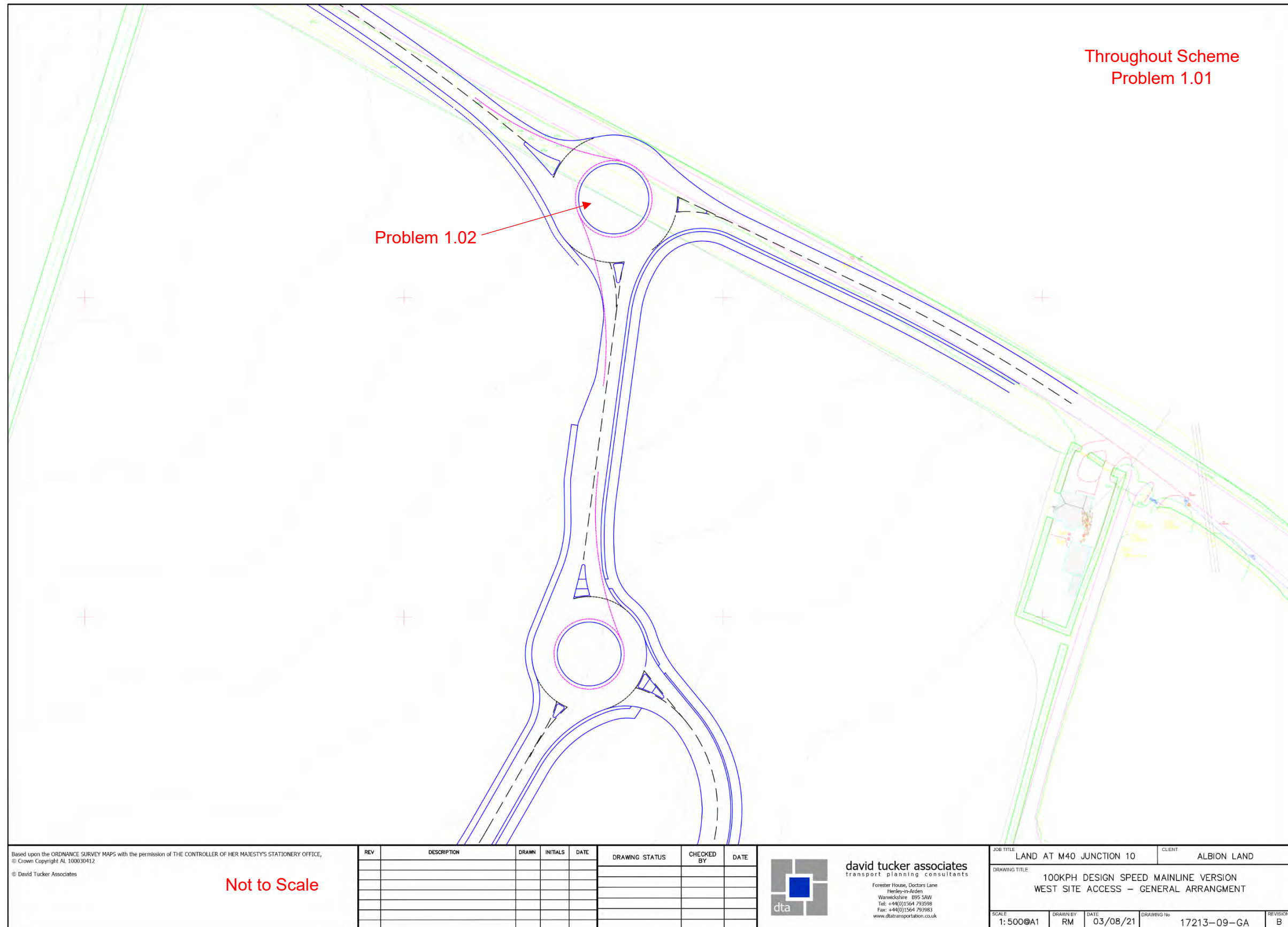
Source: David Tucker Associates


Table 3.2: Documents

Document Number	Revision	Document Title
17213-05	-	Road Safety Audit Brief
17213-02b	-	TA Scoping Report

Source: David Tucker Associates

B. Location Plan – Western Access



Based upon the ORDINANCE SURVEY MAPS with the permission of THE CONTROLLER OF HER MAJESTY'S STATIONERY OFFICE, © Crown Copyright AL 100030412 © David Tucker Associates		Not to Scale		<table border="1"> <thead> <tr> <th>REV</th> <th>DESCRIPTION</th> <th>DRAWN</th> <th>INITIALS</th> <th>DATE</th> <th>DRAWING STATUS</th> <th>CHECKED BY</th> <th>DATE</th> </tr> </thead> <tbody> <tr><td> </td><td> </td><td> </td><td> </td><td> </td><td> </td><td> </td><td> </td></tr> <tr><td> </td><td> </td><td> </td><td> </td><td> </td><td> </td><td> </td><td> </td></tr> <tr><td> </td><td> </td><td> </td><td> </td><td> </td><td> </td><td> </td><td> </td></tr> <tr><td> </td><td> </td><td> </td><td> </td><td> </td><td> </td><td> </td><td> </td></tr> <tr><td> </td><td> </td><td> </td><td> </td><td> </td><td> </td><td> </td><td> </td></tr> </tbody> </table>	REV	DESCRIPTION	DRAWN	INITIALS	DATE	DRAWING STATUS	CHECKED BY	DATE																																									 <p>david tucker associates transport planning consultants Forester House, Doctors Lane Henley-on-Arden Warwickshire CV35 9AW Tel: +44(0)1564 793988 Fax: +44(0)1564 793983 www.dta-transportation.co.uk</p>	<table border="1"> <tr> <td>JOB TITLE</td> <td>LAND AT M40 JUNCTION 10</td> <td>CLIENT</td> <td>ALBION LAND</td> </tr> <tr> <td>DRAWING TITLE</td> <td colspan="3">100KPH DESIGN SPEED MAINLINE VERSION WEST SITE ACCESS – GENERAL ARRANGMENT</td> </tr> <tr> <td>SCALE</td> <td>1:500@A1</td> <td>DRAWN BY</td> <td>RM</td> </tr> <tr> <td>DATE</td> <td>03/08/21</td> <td>DRAWING No.</td> <td>17213-09-GA</td> </tr> <tr> <td>REVISION</td> <td colspan="3">B</td> </tr> </table>	JOB TITLE	LAND AT M40 JUNCTION 10	CLIENT	ALBION LAND	DRAWING TITLE	100KPH DESIGN SPEED MAINLINE VERSION WEST SITE ACCESS – GENERAL ARRANGMENT			SCALE	1:500@A1	DRAWN BY	RM	DATE	03/08/21	DRAWING No.	17213-09-GA	REVISION	B		
REV	DESCRIPTION	DRAWN	INITIALS	DATE	DRAWING STATUS	CHECKED BY	DATE																																																																			
JOB TITLE	LAND AT M40 JUNCTION 10	CLIENT	ALBION LAND																																																																							
DRAWING TITLE	100KPH DESIGN SPEED MAINLINE VERSION WEST SITE ACCESS – GENERAL ARRANGMENT																																																																									
SCALE	1:500@A1	DRAWN BY	RM																																																																							
DATE	03/08/21	DRAWING No.	17213-09-GA																																																																							
REVISION	B																																																																									



Land Adjacent to M40 J10, Eastern Access

Road Safety Audit
Stage 1

12 August 2021

Mott MacDonald
10 Temple Back
Bristol BS1 6FL
United Kingdom

T +44 (0)117 906 9500
mottmac.com

David Tucker Associates
Forester House
Doctors Lane
Henley in Arden
Warwickshire
B95 5AW

Land Adjacent to M40 J10, Eastern Access

Road Safety Audit
Stage 1

12 August 2021