

TIME PERIOD	TOTAL VEHICLES	MOTOR-CYCLES	MOTOR-CYCLES%	CARS	CARS %	LGV	LGV %	HGV	HGV %	BUS	BUS %
03:00	6	0	0.0	5	83.3	1	16.7	0	0.0	0	0.0
04:00	7	0	0.0	5	71.4	1	14.3	1	14.3	0	0.0
05:00	20	0	0.0	17	85.0	2	10.0	1	5.0	0	0.0
06:00	86	2	2.3	68	79.1	14	16.3	2	2.3	0	0.0
07:00	199	2	1.0	171	85.9	21	10.6	3	1.5	2	1.0
08:00	272	0	0.0	232	85.3	34	12.5	6	2.2	0	0.0
09:00	230	0	0.0	182	79.1	42	18.3	6	2.6	0	0.0
10:00	203	0	0.0	170	83.7	23	11.3	9	4.4	1	0.5
11:00	183	9	4.9	139	76.0	28	15.3	7	3.8	0	0.0
12:00	212	4	1.9	171	80.7	28	13.2	9	4.3	0	0.0
13:00	265	0	0.0	222	83.8	31	11.7	10	3.8	2	0.8
14:00	239	2	0.8	202	84.5	29	12.1	5	2.1	1	0.4
15:00	288	0	0.0	245	85.1	38	13.2	4	1.4	1	0.4
16:00	330	4	1.2	283	85.8	37	11.2	6	1.8	0	0.0
17:00	385	6	1.6	347	90.1	27	7.0	5	1.3	0	0.0
18:00	264	1	0.4	245	92.8	18	6.8	0	0.0	0	0.0
19:00	176	4	2.3	157	89.2	14	8.0	1	0.6	0	0.0
20:00	161	5	3.1	144	89.4	11	6.8	1	0.6	0	0.0
21:00	93	0	0.0	89	95.7	4	4.3	0	0.0	0	0.0
22:00	67	0	0.0	63	94.0	3	4.5	1	1.5	0	0.0
23:00	36	1	2.8	31	86.1	3	8.3	1	2.8	0	0.0
12H,7-19	3070	28	0.9	2609	85.0	356	11.6	70	2.3	7	0.2
16H,6-22	3586	39	1.1	3067	85.5	399	11.1	74	2.1	7	0.2
18H,6-24	3689	40	1.1	3161	85.7	405	11.0	76	2.1	7	0.2
24H,0-24	3759	41	1.1	3217	85.6	415	11.0	79	2.1	7	0.2
<b>Thu 15-Jul-21</b>											
00:00	17	0	0.0	16	94.1	1	5.9	0	0.0	0	0.0
01:00	13	0	0.0	11	84.6	2	15.4	0	0.0	0	0.0
02:00	7	0	0.0	6	85.7	1	14.3	0	0.0	0	0.0
03:00	6	0	0.0	3	50.0	2	33.3	1	16.7	0	0.0
04:00	10	0	0.0	8	80.0	0	0.0	2	20.0	0	0.0
05:00	22	0	0.0	21	95.5	1	4.6	0	0.0	0	0.0
06:00	99	2	2.0	84	84.9	9	9.1	4	4.0	0	0.0

TIME PERIOD	TOTAL VEHICLES	MOTOR-CYCLES	MOTOR-CYCLES%	CARS	CARS %	LGV	LGV %	HGV	HGV %	BUS	BUS %
07:00	220	1	0.5	185	84.1	26	11.8	6	2.7	2	0.9
08:00	255	3	1.2	211	82.8	34	13.3	6	2.4	1	0.4
09:00	170	0	0.0	133	78.2	29	17.1	8	4.7	0	0.0
10:00	213	0	0.0	172	80.8	34	16.0	6	2.8	1	0.5
11:00	184	3	1.6	153	83.2	23	12.5	5	2.7	0	0.0
12:00	216	3	1.4	186	86.1	22	10.2	5	2.3	0	0.0
13:00	225	0	0.0	181	80.4	35	15.6	8	3.6	1	0.4
14:00	261	5	1.9	206	78.9	36	13.8	10	3.8	4	1.5
15:00	258	1	0.4	224	86.8	27	10.5	6	2.3	0	0.0
16:00	321	3	0.9	282	87.9	30	9.4	6	1.9	0	0.0
17:00	327	2	0.6	295	90.2	26	8.0	4	1.2	0	0.0
18:00	242	0	0.0	219	90.5	22	9.1	1	0.4	0	0.0
19:00	183	3	1.6	166	90.7	14	7.7	0	0.0	0	0.0
20:00	136	3	2.2	124	91.2	9	6.6	0	0.0	0	0.0
21:00	98	3	3.1	90	91.8	5	5.1	0	0.0	0	0.0
22:00	76	1	1.3	66	86.8	9	11.8	0	0.0	0	0.0
23:00	35	0	0.0	31	88.6	4	11.4	0	0.0	0	0.0
12H,7-19	2892	21	0.7	2447	84.6	344	11.9	71	2.5	9	0.3
16H,6-22	3408	32	0.9	2911	85.4	381	11.2	75	2.2	9	0.3
18H,6-24	3519	33	0.9	3008	85.5	394	11.2	75	2.1	9	0.3
24H,0-24	3594	33	0.9	3073	85.5	401	11.2	78	2.2	9	0.3
<b>Fri 16-Jul-21</b>											
00:00	16	0	0.0	13	81.3	2	12.5	1	6.3	0	0.0
01:00	11	0	0.0	10	90.9	0	0.0	1	9.1	0	0.0
02:00	11	0	0.0	10	90.9	1	9.1	0	0.0	0	0.0
03:00	7	0	0.0	6	85.7	0	0.0	1	14.3	0	0.0
04:00	9	0	0.0	7	77.8	2	22.2	0	0.0	0	0.0
05:00	21	0	0.0	21	100.0	0	0.0	0	0.0	0	0.0
06:00	84	3	3.6	72	85.7	8	9.5	1	1.2	0	0.0
07:00	203	1	0.5	169	83.3	25	12.3	6	3.0	2	1.0
08:00	204	0	0.0	170	83.3	29	14.2	5	2.5	0	0.0
09:00	201	2	1.0	160	79.6	30	14.9	8	4.0	1	0.5
10:00	180	3	1.7	151	83.9	19	10.6	7	3.9	0	0.0

10629 BAYNARDS GREEN Site No: 10629001 Location B4100 Baynards Green (west of svcs)  
 Tue 13-Jul-21 to Mon 19-Jul-21 Channel: Northwestbound

TIME PERIOD	TOTAL VEHICLES	MOTOR-CYCLES	MOTOR-CYCLES%	CARS	CARS %	LGV	LGV %	HGV	HGV %	BUS	BUS %
11:00	180	3	1.7	148	82.2	22	12.2	6	3.3	1	0.6
12:00	209	2	1.0	172	82.3	29	13.9	6	2.9	0	0.0
13:00	274	4	1.5	235	85.8	25	9.1	8	2.9	2	0.7
14:00	248	9	3.6	203	81.9	28	11.3	5	2.0	3	1.2
15:00	276	3	1.1	236	85.5	30	10.9	7	2.5	0	0.0
16:00	304	1	0.3	249	81.9	46	15.1	8	2.6	0	0.0
17:00	313	4	1.3	271	86.6	37	11.8	1	0.3	0	0.0
18:00	259	4	1.5	234	90.4	19	7.3	2	0.8	0	0.0
19:00	193	4	2.1	175	90.7	12	6.2	2	1.0	0	0.0
20:00	149	1	0.7	138	92.6	7	4.7	3	2.0	0	0.0
21:00	129	2	1.6	118	91.5	9	7.0	0	0.0	0	0.0
22:00	95	1	1.1	87	91.6	6	6.3	1	1.1	0	0.0
23:00	54	0	0.0	52	96.3	2	3.7	0	0.0	0	0.0
12H,7-19	2851	36	1.3	2398	84.1	339	11.9	69	2.4	9	0.3
16H,6-22	3406	46	1.4	2901	85.2	375	11.0	75	2.2	9	0.3
18H,6-24	3555	47	1.3	3040	85.5	383	10.8	76	2.1	9	0.3
24H,0-24	3630	47	1.3	3107	85.6	388	10.7	79	2.2	9	0.3
<b>Sat 17-Jul-21</b>											
00:00	25	0	0.0	22	88.0	3	12.0	0	0.0	0	0.0
01:00	18	0	0.0	15	83.3	3	16.7	0	0.0	0	0.0
02:00	10	0	0.0	6	60.0	3	30.0	1	10.0	0	0.0
03:00	9	0	0.0	6	66.7	2	22.2	1	11.1	0	0.0
04:00	11	0	0.0	11	100.0	0	0.0	0	0.0	0	0.0
05:00	18	0	0.0	15	83.3	2	11.1	1	5.6	0	0.0
06:00	35	1	2.9	27	77.1	6	17.1	1	2.9	0	0.0
07:00	77	0	0.0	71	92.2	4	5.2	2	2.6	0	0.0
08:00	115	4	3.5	91	79.1	18	15.7	2	1.7	0	0.0
09:00	178	7	3.9	159	89.3	11	6.2	1	0.6	0	0.0
10:00	225	1	0.4	199	88.4	22	9.8	3	1.3	0	0.0
11:00	203	4	2.0	180	88.7	16	7.9	3	1.5	0	0.0
12:00	255	2	0.8	238	93.3	14	5.5	1	0.4	0	0.0
13:00	249	6	2.4	224	90.0	18	7.2	1	0.4	0	0.0
14:00	210	3	1.4	189	90.0	15	7.1	3	1.4	0	0.0

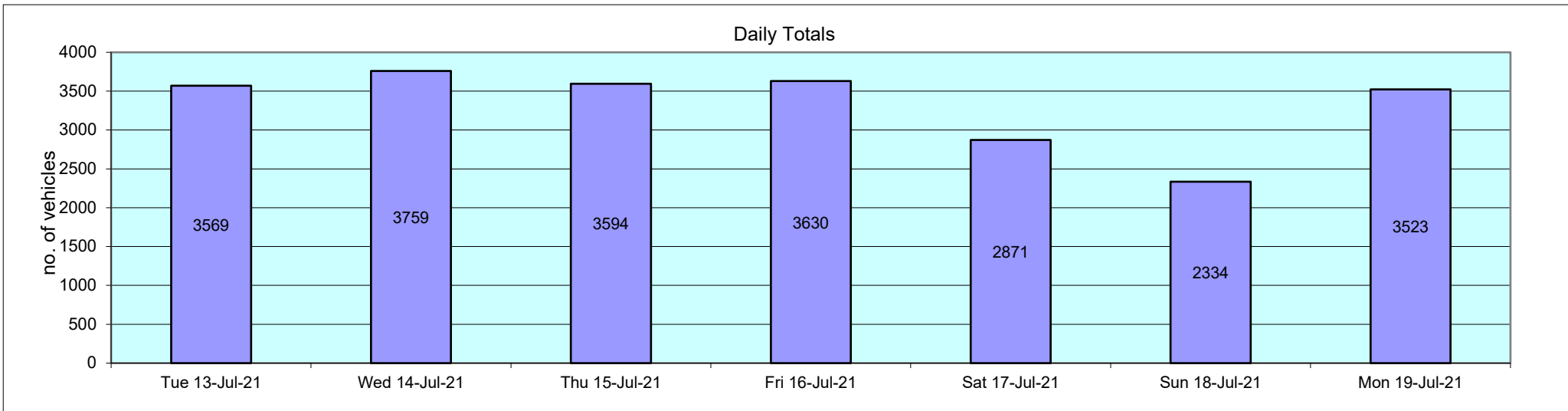
TIME PERIOD	TOTAL VEHICLES	MOTOR-CYCLES	MOTOR-CYCLES%	CARS	CARS %	LGV	LGV %	HGV	HGV %	BUS	BUS %
15:00	208	7	3.4	181	87.0	17	8.2	3	1.4	0	0.0
16:00	185	3	1.6	171	92.4	11	6.0	0	0.0	0	0.0
17:00	191	6	3.1	175	91.6	8	4.2	2	1.1	0	0.0
18:00	171	1	0.6	160	93.6	10	5.9	0	0.0	0	0.0
19:00	139	3	2.2	128	92.1	8	5.8	0	0.0	0	0.0
20:00	114	0	0.0	106	93.0	8	7.0	0	0.0	0	0.0
21:00	108	1	0.9	100	92.6	4	3.7	3	2.8	0	0.0
22:00	64	0	0.0	60	93.8	3	4.7	1	1.6	0	0.0
23:00	53	3	5.7	48	90.6	2	3.8	0	0.0	0	0.0
<b>12H,7-19</b>	<b>2267</b>	<b>44</b>	<b>1.9</b>	<b>2038</b>	<b>89.9</b>	<b>164</b>	<b>7.2</b>	<b>21</b>	<b>0.9</b>	<b>0</b>	<b>0.0</b>
<b>16H,6-22</b>	<b>2663</b>	<b>49</b>	<b>1.8</b>	<b>2399</b>	<b>90.1</b>	<b>190</b>	<b>7.1</b>	<b>25</b>	<b>0.9</b>	<b>0</b>	<b>0.0</b>
<b>18H,6-24</b>	<b>2780</b>	<b>52</b>	<b>1.9</b>	<b>2507</b>	<b>90.2</b>	<b>195</b>	<b>7.0</b>	<b>26</b>	<b>0.9</b>	<b>0</b>	<b>0.0</b>
<b>24H,0-24</b>	<b>2871</b>	<b>52</b>	<b>1.8</b>	<b>2582</b>	<b>89.9</b>	<b>208</b>	<b>7.2</b>	<b>29</b>	<b>1.0</b>	<b>0</b>	<b>0.0</b>
<b>Sun 18-Jul-21</b>											
00:00	37	0	0.0	30	81.1	7	18.9	0	0.0	0	0.0
01:00	13	1	7.7	11	84.6	1	7.7	0	0.0	0	0.0
02:00	11	0	0.0	10	90.9	1	9.1	0	0.0	0	0.0
03:00	11	0	0.0	9	81.8	1	9.1	1	9.1	0	0.0
04:00	8	0	0.0	7	87.5	1	12.5	0	0.0	0	0.0
05:00	11	0	0.0	11	100.0	0	0.0	0	0.0	0	0.0
06:00	23	0	0.0	22	95.7	1	4.4	0	0.0	0	0.0
07:00	51	4	7.8	46	90.2	1	2.0	0	0.0	0	0.0
08:00	75	3	4.0	63	84.0	7	9.3	2	2.7	0	0.0
09:00	110	7	6.4	94	85.5	7	6.4	2	1.8	0	0.0
10:00	161	6	3.7	147	91.3	6	3.7	0	0.0	2	1.2
11:00	171	5	2.9	157	91.8	8	4.7	0	0.0	1	0.6
12:00	205	5	2.4	183	89.3	16	7.8	1	0.5	0	0.0
13:00	163	2	1.2	148	90.8	10	6.1	3	1.8	0	0.0
14:00	177	2	1.1	164	92.7	11	6.2	0	0.0	0	0.0
15:00	166	1	0.6	151	91.0	12	7.2	2	1.2	0	0.0
16:00	152	2	1.3	141	92.8	9	5.9	0	0.0	0	0.0
17:00	156	7	4.5	141	90.4	5	3.2	3	1.9	0	0.0
18:00	156	3	1.9	137	87.8	15	9.6	1	0.6	0	0.0



TIME PERIOD	TOTAL VEHICLES	MOTOR-CYCLES	MOTOR-CYCLES%	CARS	CARS %	LGV	LGV %	HGV	HGV %	BUS	BUS %
19:00	164	1	0.6	152	92.7	11	6.7	0	0.0	0	0.0
20:00	150	6	4.0	134	89.3	9	6.0	1	0.7	0	0.0
21:00	78	0	0.0	75	96.2	3	3.9	0	0.0	0	0.0
22:00	58	0	0.0	55	94.8	3	5.2	0	0.0	0	0.0
23:00	27	0	0.0	22	81.5	5	18.5	0	0.0	0	0.0
<b>12H,7-19</b>	<b>1743</b>	<b>47</b>	<b>2.7</b>	<b>1572</b>	<b>90.2</b>	<b>107</b>	<b>6.1</b>	<b>14</b>	<b>0.8</b>	<b>3</b>	<b>0.2</b>
<b>16H,6-22</b>	<b>2158</b>	<b>54</b>	<b>2.5</b>	<b>1955</b>	<b>90.6</b>	<b>131</b>	<b>6.1</b>	<b>15</b>	<b>0.7</b>	<b>3</b>	<b>0.1</b>
<b>18H,6-24</b>	<b>2243</b>	<b>54</b>	<b>2.4</b>	<b>2032</b>	<b>90.6</b>	<b>139</b>	<b>6.2</b>	<b>15</b>	<b>0.7</b>	<b>3</b>	<b>0.1</b>
<b>24H,0-24</b>	<b>2334</b>	<b>55</b>	<b>2.4</b>	<b>2110</b>	<b>90.4</b>	<b>150</b>	<b>6.4</b>	<b>16</b>	<b>0.7</b>	<b>3</b>	<b>0.1</b>
<b>Mon 19-Jul-21</b>											
00:00	18	1	5.6	15	83.3	2	11.1	0	0.0	0	0.0
01:00	8	0	0.0	6	75.0	1	12.5	1	12.5	0	0.0
02:00	11	0	0.0	8	72.7	3	27.3	0	0.0	0	0.0
03:00	8	0	0.0	7	87.5	1	12.5	0	0.0	0	0.0
04:00	12	0	0.0	8	66.7	3	25.0	1	8.3	0	0.0
05:00	22	0	0.0	19	86.4	0	0.0	3	13.6	0	0.0
06:00	85	1	1.2	70	82.4	13	15.3	0	0.0	1	1.2
07:00	187	1	0.5	159	85.0	22	11.8	2	1.1	3	1.6
<b>08:00</b>	<b>222</b>	<b>2</b>	<b>0.9</b>	<b>174</b>	<b>78.4</b>	<b>36</b>	<b>16.2</b>	<b>9</b>	<b>4.1</b>	<b>1</b>	<b>0.5</b>
09:00	182	0	0.0	150	82.4	24	13.2	7	3.9	1	0.6
10:00	211	3	1.4	169	80.1	35	16.6	4	1.9	0	0.0
11:00	213	2	0.9	167	78.4	33	15.5	9	4.2	2	0.9
12:00	226	0	0.0	182	80.5	33	14.6	11	4.9	0	0.0
13:00	249	1	0.4	203	81.5	30	12.1	14	5.6	1	0.4
14:00	250	4	1.6	201	80.4	36	14.4	7	2.8	2	0.8
15:00	285	4	1.4	236	82.8	34	11.9	11	3.9	0	0.0
16:00	323	3	0.9	273	84.5	39	12.1	8	2.5	0	0.0
<b>17:00</b>	<b>344</b>	<b>5</b>	<b>1.5</b>	<b>305</b>	<b>88.7</b>	<b>27</b>	<b>7.9</b>	<b>7</b>	<b>2.0</b>	<b>0</b>	<b>0.0</b>
18:00	234	3	1.3	206	88.0	24	10.3	1	0.4	0	0.0
19:00	152	5	3.3	133	87.5	12	7.9	2	1.3	0	0.0
20:00	118	0	0.0	106	89.8	11	9.3	1	0.9	0	0.0
21:00	71	0	0.0	65	91.6	5	7.0	1	1.4	0	0.0
22:00	57	1	1.8	51	89.5	5	8.8	0	0.0	0	0.0

10629 BAYNARDS GREEN Site No: 10629001 Location B4100 Baynards Green (west of svcs)  
 Tue 13-Jul-21 to Mon 19-Jul-21 Channel: Northwestbound

TIME PERIOD	TOTAL VEHICLES	MOTOR-CYCLES	MOTOR-CYCLES%	CARS	CARS %	LGV	LGV %	HGV	HGV %	BUS	BUS %
23:00	35	3	8.6	29	82.9	2	5.7	0	0.0	1	2.9
12H,7-19	2926	28	1.0	2425	82.9	373	12.8	90	3.1	10	0.3
16H,6-22	3352	34	1.0	2799	83.5	414	12.4	94	2.8	11	0.3
18H,6-24	3444	38	1.1	2879	83.6	421	12.2	94	2.7	12	0.4
24H,0-24	3523	39	1.1	2942	83.5	431	12.2	99	2.8	12	0.3
<b>Daily Totals</b>											
Tue 13-Jul-21	3569	29	0.8	3007	84.3	407	11.4	119	3.3	7	0.2
Wed 14-Jul-21	3759	41	1.1	3217	85.6	415	11.0	79	2.1	7	0.2
Thu 15-Jul-21	3594	33	0.9	3073	85.5	401	11.2	78	2.2	9	0.3
Fri 16-Jul-21	3630	47	1.3	3107	85.6	388	10.7	79	2.2	9	0.3
Sat 17-Jul-21	2871	52	1.8	2582	89.9	208	7.2	29	1.0	0	0.0
Sun 18-Jul-21	2334	55	2.4	2110	90.4	150	6.4	16	0.7	3	0.1
Mon 19-Jul-21	3523	39	1.1	2942	83.5	431	12.2	99	2.8	12	0.3
<b>Total Vehicles</b>											
[--]	23280	296	1.3	20038	86.4	2400	10.0	499	2.0	47	0.2



10629 BAYNARDS GREEN Site No: 10629001 Location B4100 Baynards Green (west of svcs)  
 Tue 13-Jul-21 to Mon 19-Jul-21 Channel: Northwestbound

Time Period	Total Vehicles	85%ile Speed	Mean Speed	Stand Dev.	<11Mph	11-<21	21-<31	31-<41	41-<46	46-<51	51-<56	56-<61	61-<66	66-<71	71-<76	=>76
-------------	----------------	--------------	------------	------------	--------	--------	--------	--------	--------	--------	--------	--------	--------	--------	--------	------

**Tue 13-Jul-21**

00:00	10	61	45.8	11.4	0	0	0	3	5	0	0	0	1	1	0	0
01:00	8	-	42.9	13.2	0	0	1	3	2	0	1	0	0	1	0	0
02:00	6	-	39.3	6	0	0	0	4	1	1	0	0	0	0	0	0
03:00	8	-	39.1	10.2	0	0	2	2	2	1	1	0	0	0	0	0
04:00	14	46.7	40.6	6.8	0	0	1	5	5	3	0	0	0	0	0	0
05:00	17	50.9	45.1	7.4	0	0	0	5	3	6	2	1	0	0	0	0
06:00	88	50.6	43.5	8.1	0	1	3	23	26	23	10	1	0	1	0	0
07:00	155	48.8	41.9	7.5	0	0	7	55	53	29	8	2	0	0	0	1
08:00	267	47.7	40.8	7	0	0	10	125	78	39	9	5	1	0	0	0
09:00	215	47.1	40.8	7.1	0	0	9	97	71	24	8	4	2	0	0	0
10:00	212	45.9	39.6	6.9	0	0	13	108	60	24	5	1	0	1	0	0
11:00	199	48.5	40.4	7.7	0	2	9	97	44	33	11	1	2	0	0	0
12:00	198	45.7	39.9	6.7	0	0	12	92	68	19	4	3	0	0	0	0
13:00	220	48.1	41	7.4	0	0	5	110	60	28	10	4	2	0	1	0
14:00	248	46.9	40.6	7.2	0	0	8	123	74	28	9	3	1	1	1	0
15:00	250	48.6	41.7	7.1	0	0	9	98	81	46	10	3	3	0	0	0
16:00	296	48.6	42.5	6.6	1	0	4	91	129	50	15	4	2	0	0	0
17:00	406	49.8	43.1	7.2	0	0	8	125	150	81	29	8	2	2	1	0
18:00	267	51	44.3	7.5	0	1	7	60	93	66	29	9	0	2	0	0
19:00	192	52.4	44.5	7.9	0	0	6	42	77	32	20	11	2	2	0	0
20:00	130	49.9	43.6	7.2	0	0	5	27	60	23	9	4	2	0	0	0
21:00	75	52.3	44.7	8.3	0	0	1	21	24	15	9	2	2	0	1	0
22:00	55	51.7	43	8.1	0	0	3	16	19	7	9	0	1	0	0	0
23:00	33	50.4	44	7.1	0	0	0	12	5	12	3	1	0	0	0	0
12H,7-19	2933	48.6	41.6	7.3	1	3	101	1181	961	467	147	47	15	6	3	1
16H,6-22	3418	49.1	41.9	7.4	1	4	116	1294	1148	560	195	65	21	9	4	1
18H,6-24	3506	49.1	42	7.4	1	4	119	1322	1172	579	207	66	22	9	4	1
24H,0-24	3569	49.1	42	7.4	1	4	123	1344	1190	590	211	67	23	11	4	1

**Wed 14-Jul-21**

00:00	19	49.3	42.2	8.1	0	0	1	7	5	4	1	1	0	0	0	0
01:00	11	50.3	39.9	10.3	0	0	2	4	3	0	1	1	0	0	0	0
02:00	7	-	43.5	5.9	0	0	0	2	2	3	0	0	0	0	0	0
03:00	6	-	35.6	6.1	0	0	1	4	1	0	0	0	0	0	0	0

10629 BAYNARDS GREEN Site No: 10629001 Location B4100 Baynards Green (west of svcs)  
 Tue 13-Jul-21 to Mon 19-Jul-21 Channel: Northwestbound

Time Period	Total Vehicles	85%ile Speed	Mean Speed	Stand Dev.	<11Mph	11-<21	21-<31	31-<41	41-<46	46-<51	51-<56	56-<61	61-<66	66-<71	71-<76	=>76
04:00	7	-	39.9	9.4	0	0	1	3	1	1	1	0	0	0	0	0
05:00	20	46.6	41.9	5.3	0	0	0	7	9	4	0	0	0	0	0	0
06:00	86	49.5	43.7	6.4	0	0	1	21	36	21	5	1	1	0	0	0
07:00	199	47.8	41.7	6.1	0	0	0	84	74	30	8	3	0	0	0	0
08:00	272	47.6	41.3	6.2	0	0	3	119	95	42	9	4	0	0	0	0
09:00	230	47.8	41.7	7	0	0	7	87	89	33	6	5	2	1	0	0
10:00	203	45.6	40.4	6.9	0	0	10	87	81	17	4	2	1	0	1	0
11:00	183	48.7	41.5	7.9	0	0	9	75	56	28	7	5	1	2	0	0
12:00	212	48.5	41.1	7.9	0	0	17	78	68	34	7	6	2	0	0	0
13:00	265	47	40.3	7.1	1	0	16	112	89	33	13	1	0	0	0	0
14:00	239	47.9	40.9	7.9	0	0	17	96	75	38	7	2	2	0	2	0
15:00	288	49.4	41.7	7.9	0	0	19	105	82	56	15	9	2	0	0	0
16:00	330	49.6	42.4	7.5	0	0	15	111	103	71	18	10	1	1	0	0
17:00	385	49.7	43.4	6.8	0	0	6	108	153	80	26	9	1	1	1	0
18:00	264	51	44.7	7.1	0	0	4	58	96	66	28	9	1	1	1	0
19:00	176	52.8	44.5	8.7	0	0	7	46	51	37	23	3	7	2	0	0
20:00	161	50.6	44.3	7.6	0	0	4	37	63	35	12	4	6	0	0	0
21:00	93	52.3	44.8	8.7	0	0	4	20	31	22	6	7	2	0	1	0
22:00	67	49.7	41.6	8.9	0	0	8	18	26	6	6	1	2	0	0	0
23:00	36	54.4	46	7.9	0	0	0	10	9	3	12	2	0	0	0	0
12H,7-19	3070	48.9	41.9	7.3	1	0	123	1120	1061	528	148	65	13	6	5	0
16H,6-22	3586	49.3	42.3	7.5	1	0	139	1244	1242	643	194	80	29	8	6	0
18H,6-24	3689	49.4	42.3	7.5	1	0	147	1272	1277	652	212	83	31	8	6	0
24H,0-24	3759	49.3	42.3	7.5	1	0	152	1299	1298	664	215	85	31	8	6	0
<b>Thu 15-Jul-21</b>																
00:00	17	50.9	44.8	7.3	0	0	0	5	4	5	2	1	0	0	0	0
01:00	13	48.6	43.1	5.8	0	0	0	4	4	5	0	0	0	0	0	0
02:00	7	-	40.3	4.6	0	0	0	3	4	0	0	0	0	0	0	0
03:00	6	-	40.6	10.1	0	0	1	2	1	1	1	0	0	0	0	0
04:00	10	45.2	42.3	5.7	0	0	0	3	6	0	1	0	0	0	0	0
05:00	22	49.3	44.2	6.7	0	0	1	3	9	8	0	1	0	0	0	0
06:00	99	49.9	41.5	8.9	0	0	13	28	24	24	7	2	1	0	0	0
07:00	220	49.2	42.8	6.8	0	0	6	64	87	46	12	2	3	0	0	0
08:00	255	48.1	41.4	7	0	0	9	103	88	38	12	3	2	0	0	0

10629 BAYNARDS GREEN Site No: 10629001 Location B4100 Baynards Green (west of svcs)  
 Tue 13-Jul-21 to Mon 19-Jul-21 Channel: Northwestbound

Time Period	Total Vehicles	85%ile Speed	Mean Speed	Stand Dev.	<11Mph	11-<21	21-<31	31-<41	41-<46	46-<51	51-<56	56-<61	61-<66	66-<71	71-<76	=>76
09:00	170	47.7	41.4	6.5	0	0	4	70	60	29	4	2	1	0	0	0
10:00	213	46.3	39.7	7	0	0	17	98	64	26	7	1	0	0	0	0
11:00	184	47.1	40.7	7.2	0	1	6	84	60	22	8	2	0	0	1	0
12:00	216	45.8	39.8	6.2	0	0	7	115	64	23	6	1	0	0	0	0
13:00	225	46.2	40.5	6.6	0	0	7	108	75	22	11	1	1	0	0	0
14:00	261	48.5	41.1	7.6	0	0	18	100	85	37	16	3	1	1	0	0
15:00	258	49	41.9	7.4	0	0	4	112	82	35	17	5	1	1	0	1
16:00	321	49.6	42.7	7.1	0	0	7	110	103	72	22	5	1	0	1	0
17:00	327	49.2	42.5	7.3	0	0	7	120	111	61	16	8	2	1	1	0
18:00	242	50.1	43.7	7.4	0	0	6	64	89	56	17	6	2	1	1	0
19:00	183	51.7	44.5	8.3	0	0	2	54	58	39	15	9	4	0	1	1
20:00	136	50.3	44	8.4	0	1	4	34	44	37	7	6	1	1	0	1
21:00	98	53.6	44.3	9	0	0	6	25	26	18	15	5	3	0	0	0
22:00	76	50.3	43.8	7.3	0	0	0	24	29	13	6	2	1	1	0	0
23:00	35	50	44.4	6.5	0	0	0	10	8	14	2	1	0	0	0	0
12H,7-19	2892	48.6	41.6	7.1	0	1	98	1148	968	467	148	39	14	4	4	1
16H,6-22	3408	49.1	42	7.4	0	2	123	1289	1120	585	192	61	23	5	5	3
18H,6-24	3519	49.2	42	7.4	0	2	123	1323	1157	612	200	64	24	6	5	3
24H,0-24	3594	49.2	42	7.4	0	2	125	1343	1185	631	204	66	24	6	5	3
<b>Fri 16-Jul-21</b>																
00:00	16	48.8	40.8	8.6	0	0	2	5	5	2	2	0	0	0	0	0
01:00	11	55.6	42.4	10.2	0	0	1	4	3	1	0	2	0	0	0	0
02:00	11	50.3	44	8	0	0	0	4	3	2	1	1	0	0	0	0
03:00	7	-	38.9	5.7	0	0	0	5	1	1	0	0	0	0	0	0
04:00	9	-	38.5	8	0	0	1	5	2	0	1	0	0	0	0	0
05:00	21	51.6	46.7	6.7	0	0	0	3	6	8	3	0	1	0	0	0
06:00	84	50.2	44.4	6.7	0	0	2	15	37	20	7	2	1	0	0	0
07:00	203	49.3	42.6	6.9	0	0	2	75	69	39	13	3	1	1	0	0
08:00	204	49.3	42.4	7.4	0	0	5	74	74	30	15	3	2	0	1	0
09:00	201	48.6	41.2	7.9	0	1	7	91	56	30	12	2	0	0	1	1
10:00	180	48.8	41.9	7.1	0	0	6	68	62	30	10	2	2	0	0	0
11:00	180	48.9	41.3	7.2	0	0	8	76	48	35	11	2	0	0	0	0
12:00	209	48.7	41.6	7.6	0	0	8	86	65	34	9	5	1	0	0	1
13:00	274	47.9	40.8	7.3	0	1	12	121	85	35	14	5	0	1	0	0

10629 BAYNARDS GREEN Site No: 10629001 Location B4100 Baynards Green (west of svcs)  
 Tue 13-Jul-21 to Mon 19-Jul-21 Channel: Northwestbound

Time Period	Total Vehicles	85%ile Speed	Mean Speed	Stand Dev.	<11Mph	11-<21	21-<31	31-<41	41-<46	46-<51	51-<56	56-<61	61-<66	66-<71	71-<76	=>76
14:00	248	47.7	41.2	7.1	0	1	10	95	94	31	13	2	2	0	0	0
15:00	276	49.6	42.1	7.2	0	0	10	102	90	45	25	3	1	0	0	0
16:00	304	49.1	42	7.6	1	0	11	110	101	56	19	3	2	0	0	1
17:00	313	49.8	43.2	7.5	0	0	10	90	114	68	18	6	5	1	1	0
18:00	259	49.8	43.9	7.2	0	0	6	62	98	70	13	5	3	1	0	1
19:00	193	50	43.3	7.6	0	0	3	59	77	31	16	4	1	0	0	2
20:00	149	49.7	42.7	7.7	0	0	4	52	56	19	8	8	1	1	0	0
21:00	129	50.2	43.1	7.3	0	0	6	33	49	25	13	3	0	0	0	0
22:00	95	49.9	42.8	8.7	0	0	7	27	30	21	3	3	4	0	0	0
23:00	54	50.2	43.7	9	0	0	1	19	17	10	3	1	1	1	1	0
12H,7-19	2851	49.2	42.1	7.4	1	3	95	1050	956	503	172	41	19	4	3	4
16H,6-22	3406	49.3	42.3	7.4	1	3	110	1209	1175	598	216	58	22	5	3	6
18H,6-24	3555	49.4	42.3	7.5	1	3	118	1255	1222	629	222	62	27	6	4	6
24H,0-24	3630	49.4	42.3	7.5	1	3	122	1281	1242	643	229	65	28	6	4	6
<b>Sat 17-Jul-21</b>																
00:00	25	50.6	43.6	7.2	0	0	0	9	7	5	3	1	0	0	0	0
01:00	18	50.5	44.1	9.3	0	0	2	2	7	4	2	0	1	0	0	0
02:00	10	47.7	39	10.9	0	1	1	2	3	3	0	0	0	0	0	0
03:00	9	-	43.8	6.8	0	0	0	3	2	3	1	0	0	0	0	0
04:00	11	44.2	38.3	7.3	0	0	2	3	6	0	0	0	0	0	0	0
05:00	18	44.5	38.5	7.8	0	0	2	10	4	0	2	0	0	0	0	0
06:00	35	47.9	40.4	7.8	0	0	4	12	11	6	2	0	0	0	0	0
07:00	77	49.6	43.5	6.7	0	0	0	24	28	18	5	0	2	0	0	0
08:00	115	49.3	42.8	7.7	0	0	5	32	45	23	7	2	0	0	0	1
09:00	178	48.3	41.5	7.7	0	0	10	65	63	28	9	1	0	0	2	0
10:00	225	47.3	41	7	0	0	9	96	78	30	10	0	0	1	1	0
11:00	203	48.9	41.2	8.1	0	1	14	78	62	29	12	5	1	1	0	0
12:00	255	49	41.2	8.1	0	4	12	99	71	51	14	3	0	0	0	1
13:00	249	49.1	41.6	8	1	0	10	100	76	39	15	5	1	1	1	0
14:00	210	49.2	42.3	7.9	0	0	8	75	70	39	9	5	1	2	1	0
15:00	208	50	42.2	7.6	0	1	5	83	60	34	20	2	3	0	0	0
16:00	185	49.3	42.6	7.7	0	1	3	66	66	31	12	2	1	2	1	0
17:00	191	50.4	43.7	8.6	0	0	7	53	73	33	13	4	4	1	2	1
18:00	171	50.1	43.1	7.3	0	0	5	53	57	36	13	6	1	0	0	0

10629 BAYNARDS GREEN Site No: 10629001 Location B4100 Baynards Green (west of svcs)  
 Tue 13-Jul-21 to Mon 19-Jul-21 Channel: Northwestbound

Time Period	Total Vehicles	85%ile Speed	Mean Speed	Stand Dev.	<11Mph	11-<21	21-<31	31-<41	41-<46	46-<51	51-<56	56-<61	61-<66	66-<71	71-<76	=>76
19:00	139	53	44.4	8.7	0	0	7	35	38	31	17	9	1	0	1	0
20:00	114	49.6	41.8	8.1	0	0	6	45	31	20	9	2	0	0	1	0
21:00	108	50.5	43.2	7.9	0	0	5	32	32	25	12	1	0	0	1	0
22:00	64	52.2	43.7	8.3	0	0	1	23	19	9	8	2	1	1	0	0
23:00	53	53.1	44.3	10.1	0	0	3	15	17	7	6	2	0	2	1	0
12H,7-19	2267	49.3	42.1	7.8	1	7	88	824	749	391	139	35	14	8	8	3
16H,6-22	2663	49.6	42.2	7.9	1	7	110	948	861	473	179	47	15	8	11	3
18H,6-24	2780	49.7	42.3	8	1	7	114	986	897	489	193	51	16	11	12	3
24H,0-24	2871	49.7	42.2	8	1	8	121	1015	926	504	201	52	17	11	12	3
<b>Sun 18-Jul-21</b>																
00:00	37	50.9	43.6	9	0	0	2	13	5	11	3	2	1	0	0	0
01:00	13	47.9	40.8	7.3	0	0	1	5	3	4	0	0	0	0	0	0
02:00	11	45.3	40.5	7.7	0	0	1	4	4	1	1	0	0	0	0	0
03:00	11	44.9	39.6	6.6	0	0	1	4	5	1	0	0	0	0	0	0
04:00	8	-	39.4	11.4	0	0	2	3	0	1	2	0	0	0	0	0
05:00	11	43.3	38.7	4.6	0	0	0	7	4	0	0	0	0	0	0	0
06:00	23	51.1	43.7	7.3	0	0	0	8	7	4	3	1	0	0	0	0
07:00	51	52.5	44.5	8.7	0	0	2	12	19	8	6	3	0	0	1	0
08:00	75	50.5	43.5	7.3	0	0	1	25	22	17	6	4	0	0	0	0
09:00	110	50.5	42.1	8.1	0	0	6	43	26	20	10	5	0	0	0	0
10:00	161	50.7	43.4	7.8	0	0	1	59	53	25	12	7	3	0	1	0
11:00	171	48.6	41.7	7.9	0	1	6	67	58	25	8	4	1	0	0	1
12:00	205	49.2	42.9	6.6	0	0	4	63	75	49	10	3	1	0	0	0
13:00	163	49.5	42.8	7.3	0	0	4	54	59	30	9	4	3	0	0	0
14:00	177	51	44.3	7.6	0	0	5	39	71	35	17	5	4	1	0	0
15:00	166	49.9	42.8	7.7	0	0	6	55	52	35	13	3	1	0	1	0
16:00	152	50.4	43.9	8.1	0	1	3	39	60	29	11	5	2	0	2	0
17:00	156	50.4	43.5	8.2	0	0	7	43	49	38	11	6	0	0	2	0
18:00	156	50.9	43.6	8.1	0	0	7	44	47	35	12	9	2	0	0	0
19:00	164	50.1	43.5	7.1	0	0	2	49	60	34	14	1	3	1	0	0
20:00	150	50.3	43.3	8.1	0	0	4	49	48	30	12	4	1	1	0	1
21:00	78	49.1	42.1	8.8	0	0	4	31	21	16	2	1	1	1	1	0
22:00	58	45.8	40.1	8.4	0	0	7	19	24	6	1	0	0	0	1	0
23:00	27	51.8	42.5	9.4	0	0	1	12	7	2	3	1	0	1	0	0

10629 BAYNARDS GREEN Site No: 10629001 Location B4100 Baynards Green (west of svcs)  
 Tue 13-Jul-21 to Mon 19-Jul-21 Channel: Northwestbound

Time Period	Total Vehicles	85%ile Speed	Mean Speed	Stand Dev.	<11Mph	11-<21	21-<31	31-<41	41-<46	46-<51	51-<56	56-<61	61-<66	66-<71	71-<76	=>76
12H,7-19	1743	50.2	43.2	7.7	0	2	52	543	591	346	125	58	17	1	7	1
16H,6-22	2158	50.2	43.2	7.8	0	2	62	680	727	430	156	65	22	4	8	2
18H,6-24	2243	50.2	43.1	7.8	0	2	70	711	758	438	160	66	22	5	9	2
24H,0-24	2334	50.1	43	7.8	0	2	77	747	779	456	166	68	23	5	9	2
<b>Mon 19-Jul-21</b>																
00:00	18	47.3	40.6	7.1	0	0	1	8	5	3	1	0	0	0	0	0
01:00	8	-	43.8	7.8	0	0	0	3	2	1	2	0	0	0	0	0
02:00	11	45.6	39.6	5.9	0	0	0	7	2	2	0	0	0	0	0	0
03:00	8	-	44.8	15.1	0	0	1	3	1	0	2	0	0	0	1	0
04:00	12	50.3	41.4	8.7	0	0	1	5	2	2	2	0	0	0	0	0
05:00	22	48.2	41.1	7.6	0	0	2	7	7	5	1	0	0	0	0	0
06:00	85	50.7	43.7	7.7	0	0	3	25	22	23	10	0	2	0	0	0
07:00	187	48.9	43.1	6.1	0	0	0	56	80	39	6	5	1	0	0	0
08:00	222	48.6	41.4	7.2	0	0	8	96	62	42	9	3	1	1	0	0
09:00	182	48.8	40.7	8	0	1	15	73	46	34	10	2	1	0	0	0
10:00	211	45.8	40.1	6.7	0	0	8	108	65	21	3	6	0	0	0	0
11:00	213	47.4	40.5	7.9	0	2	14	86	71	27	8	3	1	0	1	0
12:00	226	46.8	40.5	7.2	0	0	10	108	70	24	10	3	0	0	0	1
13:00	249	47.5	40.8	7.1	0	0	13	104	83	37	6	5	1	0	0	0
14:00	250	48.3	41.7	7.3	0	0	10	93	88	46	8	2	0	2	1	0
15:00	285	47.6	41.3	6.8	0	0	10	111	105	49	7	1	1	0	0	1
16:00	323	48.3	42	7.3	2	0	4	120	125	50	15	2	3	1	0	1
17:00	344	49.3	42.6	7.1	0	0	6	120	120	69	22	3	2	1	0	1
18:00	234	51.1	44.3	8.2	0	0	8	59	76	55	21	8	3	3	1	0
19:00	152	50.2	42.7	8.1	0	0	8	50	44	32	11	4	3	0	0	0
20:00	118	49.9	41.8	9.1	0	1	9	41	34	19	8	3	1	2	0	0
21:00	71	49.8	43.9	9	0	0	4	16	27	17	2	1	0	4	0	0
22:00	57	51	43.8	8.3	0	0	2	18	14	14	6	2	0	1	0	0
23:00	35	50.1	41.7	8.6	0	0	3	12	11	4	3	2	0	0	0	0
12H,7-19	2926	48.5	41.6	7.3	2	3	106	1134	991	493	125	43	14	8	3	4
16H,6-22	3352	48.8	41.8	7.5	2	4	130	1266	1118	584	156	51	20	14	3	4
18H,6-24	3444	48.9	41.8	7.5	2	4	135	1296	1143	602	165	55	20	15	3	4
24H,0-24	3523	48.9	41.8	7.5	2	4	140	1329	1162	615	173	55	20	15	4	4

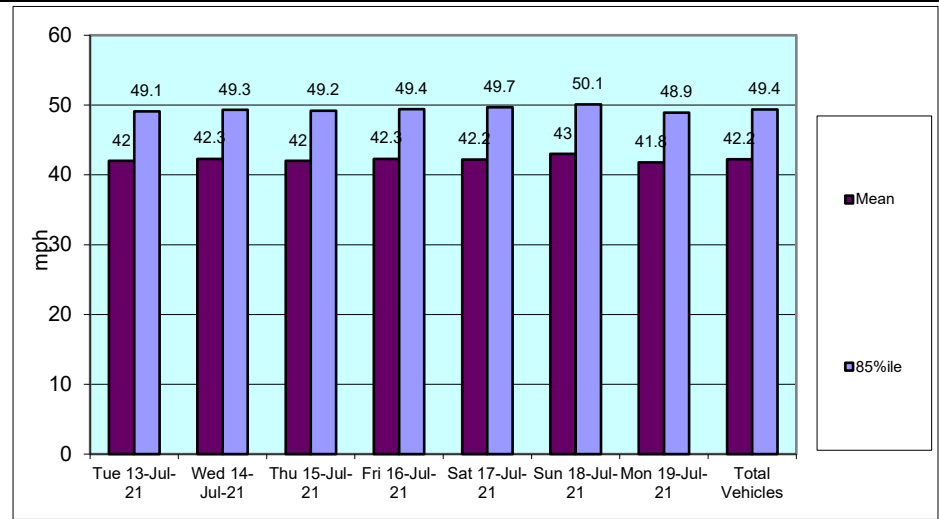
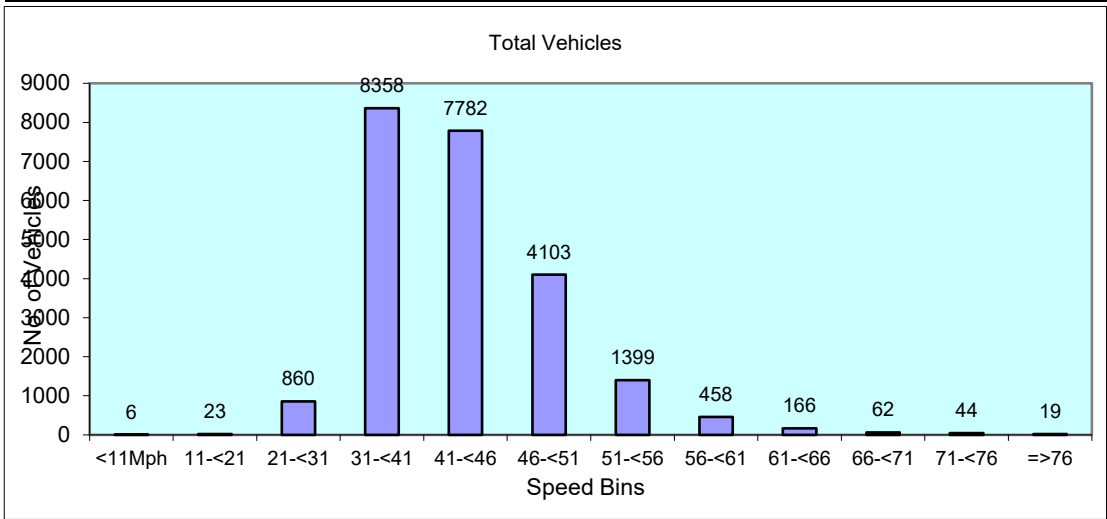
Daily Totals



10629 BAYNARDS GREEN Site No: 10629001 Location B4100 Baynards Green (west of svcs)  
 Tue 13-Jul-21 to Mon 19-Jul-21 Channel: Northwestbound

Time Period	Total Vehicles	85%ile Speed	Mean Speed	Stand Dev.	<11Mph	11-<21	21-<31	31-<41	41-<46	46-<51	51-<56	56-<61	61-<66	66-<71	71-<76	=>76
Tue 13-Jul-21	3569	49.1	42	7.4	1	4	123	1344	1190	590	211	67	23	11	4	1
Wed 14-Jul-21	3759	49.3	42.3	7.5	1	0	152	1299	1298	664	215	85	31	8	6	0
Thu 15-Jul-21	3594	49.2	42	7.4	0	2	125	1343	1185	631	204	66	24	6	5	3
Fri 16-Jul-21	3630	49.4	42.3	7.5	1	3	122	1281	1242	643	229	65	28	6	4	6
Sat 17-Jul-21	2871	49.7	42.2	8	1	8	121	1015	926	504	201	52	17	11	12	3
Sun 18-Jul-21	2334	50.1	43	7.8	0	2	77	747	779	456	166	68	23	5	9	2
Mon 19-Jul-21	3523	48.9	41.8	7.5	2	4	140	1329	1162	615	173	55	20	15	4	4

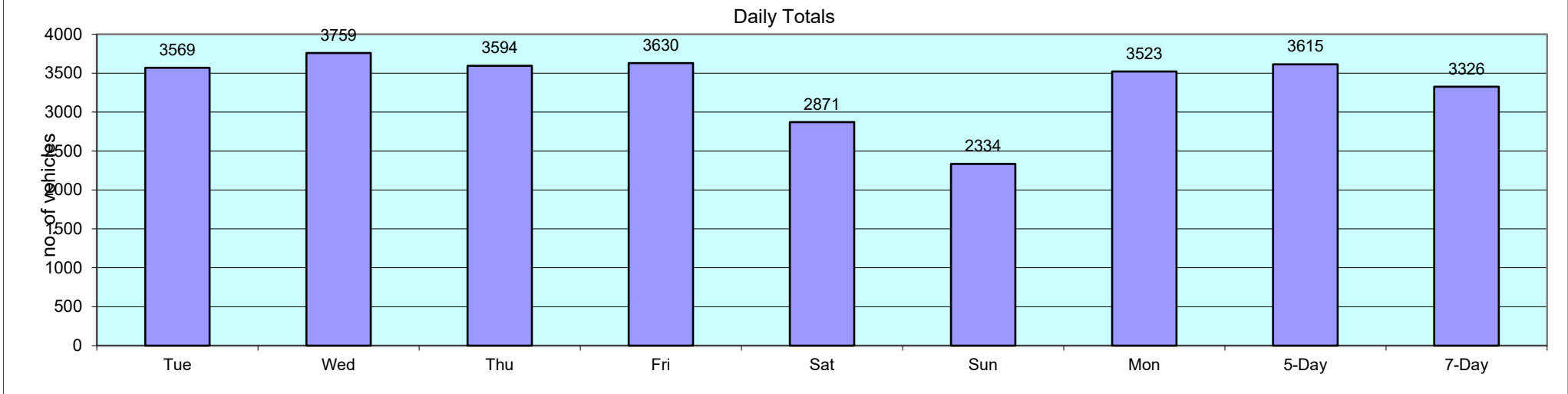
Total Vehicles	[-]	23280	49.4	42.2	7.6	6	23	860	8358	7782	4103	1399	458	166	62	44	19
----------------	-----	-------	------	------	-----	---	----	-----	------	------	------	------	-----	-----	----	----	----



10629	BAYNARDS GREEN		Site No: 10629001		Location		B4100 Baynards Green (west of svcs)		
	Channel: Northwestbound								
TIME PERIOD	Tue 13/07/2021	Wed 14/07/2021	Thu 15/07/2021	Fri 16/07/2021	Sat 17/07/2021	Sun 18/07/2021	Mon 19/07/2021	5-Day Av	7-Day Av
<b>Week Begin: 13-Jul-21</b>									
00:00	10	19	17	16	25	37	18	16	20
01:00	8	11	13	11	18	13	8	10	12
02:00	6	7	7	11	10	11	11	8	9
03:00	8	6	6	7	9	11	8	7	8
04:00	14	7	10	9	11	8	12	10	10
05:00	17	20	22	21	18	11	22	20	19
06:00	88	86	99	84	35	23	85	88	71
07:00	155	199	220	203	77	51	187	193	156
08:00	267	272	255	204	115	75	222	244	201
09:00	215	230	170	201	178	110	182	200	184
10:00	212	203	213	180	225	161	211	204	201
11:00	199	183	184	180	203	171	213	192	190
12:00	198	212	216	209	255	205	226	212	217
13:00	220	265	225	274	249	163	249	247	235
14:00	248	239	261	248	210	177	250	249	233
15:00	250	288	258	276	208	166	285	271	247
16:00	296	330	321	304	185	152	323	315	273
17:00	406	385	327	313	191	156	344	355	303
18:00	267	264	242	259	171	156	234	253	228
19:00	192	176	183	193	139	164	152	179	171
20:00	130	161	136	149	114	150	118	139	137
21:00	75	93	98	129	108	78	71	93	93
22:00	55	67	76	95	64	58	57	70	67
23:00	33	36	35	54	53	27	35	39	39
<b>12H,7-19</b>	<b>2933</b>	<b>3070</b>	<b>2892</b>	<b>2851</b>	<b>2267</b>	<b>1743</b>	<b>2926</b>	<b>2934</b>	<b>2669</b>
<b>16H,6-22</b>	<b>3418</b>	<b>3586</b>	<b>3408</b>	<b>3406</b>	<b>2663</b>	<b>2158</b>	<b>3352</b>	<b>3434</b>	<b>3142</b>
<b>18H,6-24</b>	<b>3506</b>	<b>3689</b>	<b>3519</b>	<b>3555</b>	<b>2780</b>	<b>2243</b>	<b>3444</b>	<b>3543</b>	<b>3248</b>
<b>24H,0-24</b>	<b>3569</b>	<b>3759</b>	<b>3594</b>	<b>3630</b>	<b>2871</b>	<b>2334</b>	<b>3523</b>	<b>3615</b>	<b>3326</b>
<b>Am</b>	<b>08:00</b>	<b>08:00</b>	<b>08:00</b>	<b>08:00</b>	<b>10:00</b>	<b>11:00</b>	<b>08:00</b>		
<b>Peak</b>	<b>267</b>	<b>272</b>	<b>255</b>	<b>204</b>	<b>225</b>	<b>171</b>	<b>222</b>		
<b>Pm</b>	<b>17:00</b>	<b>17:00</b>	<b>17:00</b>	<b>17:00</b>	<b>12:00</b>	<b>12:00</b>	<b>17:00</b>		
<b>Peak</b>	<b>406</b>	<b>385</b>	<b>327</b>	<b>313</b>	<b>255</b>	<b>205</b>	<b>344</b>		

10629 BAYNARDS GREEN Site No: 10629001 Location B4100 Baynards Green (west of svcs)  
Channel: Northwestbound

TIME PERIOD	Tue 13/07/2021	Wed 14/07/2021	Thu 15/07/2021	Fri 16/07/2021	Sat 17/07/2021	Sun 18/07/2021	Mon 19/07/2021	5-Day Av	7-Day Av
-------------	-------------------	-------------------	-------------------	-------------------	-------------------	-------------------	-------------------	-------------	-------------



10629 BAYNARDS GREEN Site No: 10629001 Location B4100 Baynards Green (west of svcs)  
 Tue 13-Jul-21 to Mon 19-Jul-21 Channel: Southeastbound

TIME PERIOD	TOTAL VEHICLES	MOTOR-CYCLES	CARS OR CAR-BASED LGV	LIGHT GOODS VEHICLES	BUSES	TWO AXLE, SIX TYRE, RIGID/BUSES	THREE AXLE RIGID	FOUR OR MORE AXLE RIGID	FOUR OR LESS AXLE ARTIC	FIVE AXLE ARTIC	SIX OR MORE AXLE ARTIC	FIVE OR LESS AXLE MULTI-TRAILER ARTIC	SIX AXLE MULTI-TRAILER ARTIC	SEVEN OR MORE AXLE ARTIC
-------------	----------------	--------------	-----------------------	----------------------	-------	---------------------------------	------------------	-------------------------	-------------------------	-----------------	------------------------	---------------------------------------	------------------------------	--------------------------

Tue 13-Jul-21															
00:00	6	0	6	0	0	0	0	0	0	0	0	0	0	0	0
01:00	6	0	3	3	0	0	0	0	0	0	0	0	0	0	0
02:00	3	0	2	1	0	0	0	0	0	0	0	0	0	0	0
03:00	10	0	7	3	0	0	0	0	0	0	0	0	0	0	0
04:00	24	0	20	3	0	0	0	0	0	0	1	0	0	0	0
05:00	85	1	49	27	1	3	1	0	0	0	1	2	0	0	0
06:00	185	0	147	33	0	0	0	0	2	0	1	2	0	0	0
07:00	355	11	300	34	2	4	2	0	2	0	0	0	0	0	0
08:00	338	1	288	38	0	5	1	1	4	0	0	0	0	0	0
09:00	265	0	214	40	4	1	0	0	3	0	2	1	0	0	0
10:00	211	0	162	37	0	2	4	0	4	0	2	0	0	0	0
11:00	219	0	167	45	1	1	1	0	2	0	1	1	0	0	0
12:00	214	0	175	27	0	3	4	0	4	0	1	0	0	0	0
13:00	203	2	166	22	2	4	3	0	2	0	2	0	0	0	0
14:00	228	6	177	34	1	2	3	0	3	0	1	1	0	0	0
15:00	251	0	195	41	2	6	1	0	0	1	3	2	0	0	0
16:00	297	7	237	44	4	1	2	1	0	0	1	0	0	0	0
17:00	248	3	208	29	1	2	0	1	3	0	1	0	0	0	0
18:00	180	1	158	13	0	0	4	0	3	0	1	0	0	0	0
19:00	119	0	107	9	0	0	0	0	3	0	0	0	0	0	0
20:00	89	2	74	12	0	1	0	0	0	0	0	0	0	0	0
21:00	77	2	62	10	1	2	0	0	0	0	0	0	0	0	0
22:00	39	0	33	5	0	1	0	0	0	0	0	0	0	0	0
23:00	13	1	8	3	0	1	0	0	0	0	0	0	0	0	0
12H,7-19	3009	31	2447	404	17	31	25	3	30	1	15	5	0	0	0
16H,6-22	3479	35	2837	468	18	34	25	3	35	1	16	7	0	0	0
18H,6-24	3531	36	2878	476	18	36	25	3	35	1	16	7	0	0	0
24H,0-24	3665	37	2965	513	19	39	26	3	35	1	18	9	0	0	0

Wed 14-Jul-21															
00:00	6	0	5	1	0	0	0	0	0	0	0	0	0	0	0
01:00	2	0	2	0	0	0	0	0	0	0	0	0	0	0	0
02:00	4	0	3	1	0	0	0	0	0	0	0	0	0	0	0

TIME PERIOD	TOTAL VEHICLES	MOTOR-CYCLES	CARS OR		LIGHT GOODS VEHICLES	BUSES	TWO AXLE, SIX TYRE, RIGID/BUSES	THREE AXLE RIGID	FOUR OR MORE AXLE RIGID	FOUR OR LESS AXLE ARTIC	FIVE AXLE ARTIC	SIX OR MORE AXLE ARTIC	FIVE OR LESS	SIX AXLE	SEVEN OR MORE
			CAR-BASED LGV	VEHICLES									AXLE TRAILER ARTIC	TRAILER ARTIC	AXLE ARTIC
03:00	7	0	6	1	0	0	0	0	0	0	0	0	0	0	0
04:00	24	0	19	4	0	0	0	0	0	0	1	0	0	0	0
05:00	82	1	62	15	0	1	1	0	0	0	1	1	0	0	0
06:00	188	0	148	32	0	1	0	0	3	0	2	2	0	0	0
07:00	387	4	308	63	6	2	1	0	3	0	0	0	0	0	0
08:00	351	1	286	53	0	2	4	0	3	0	1	0	1	0	0
09:00	243	0	194	35	4	3	1	1	5	0	0	0	0	0	0
10:00	237	2	192	37	0	3	0	0	2	0	0	1	0	0	0
11:00	200	2	155	37	0	2	2	0	2	0	0	0	0	0	0
12:00	168	1	137	26	1	1	0	0	1	0	0	1	0	0	0
13:00	205	3	164	31	0	2	3	1	0	0	0	1	0	0	0
14:00	210	4	170	29	2	0	1	1	2	0	1	0	0	0	0
15:00	242	0	199	32	1	3	1	0	4	0	2	0	0	0	0
16:00	260	4	208	38	5	0	3	0	1	0	0	1	0	0	0
17:00	248	4	224	14	1	1	2	1	0	0	1	0	0	0	0
18:00	189	2	164	18	0	0	1	0	1	1	1	1	0	0	0
19:00	135	0	113	20	0	0	1	0	1	0	0	0	0	0	0
20:00	143	3	127	12	0	0	0	0	1	0	0	0	0	0	0
21:00	73	0	68	3	0	1	1	0	0	0	0	0	0	0	0
22:00	44	2	39	3	0	0	0	0	0	0	0	0	0	0	0
23:00	24	4	19	1	0	0	0	0	0	0	0	0	0	0	0
12H,7-19	2940	27	2401	413	20	19	19	4	24	1	6	5	1	0	0
16H,6-22	3479	30	2857	480	20	21	21	4	29	1	8	7	1	0	0
18H,6-24	3547	36	2915	484	20	21	21	4	29	1	8	7	1	0	0
24H,0-24	3672	37	3012	506	20	22	22	4	29	1	10	8	1	0	0
<b>Thu 15-Jul-21</b>															
00:00	21	0	19	1	0	1	0	0	0	0	0	0	0	0	0
01:00	10	0	7	3	0	0	0	0	0	0	0	0	0	0	0
02:00	4	0	2	2	0	0	0	0	0	0	0	0	0	0	0
03:00	5	1	3	1	0	0	0	0	0	0	0	0	0	0	0
04:00	25	1	19	3	0	0	0	0	0	0	2	0	0	0	0
05:00	76	2	54	16	1	2	1	0	0	0	0	0	0	0	0
06:00	175	2	139	26	0	4	1	0	1	0	0	2	0	0	0

TIME PERIOD	TOTAL VEHICLES	MOTOR-CYCLES	CARS OR CAR-BASED LGV	LIGHT GOODS VEHICLES	BUSES	TWO AXLE, SIX TYRE, RIGID/BUSES	THREE AXLE RIGID	FOUR OR MORE AXLE RIGID	FOUR OR LESS AXLE ARTIC	FIVE AXLE ARTIC	SIX OR MORE AXLE ARTIC	FIVE OR LESS AXLE MULTI-TRAILER ARTIC	SIX AXLE MULTI-TRAILER ARTIC	SEVEN OR MORE AXLE ARTIC
07:00	369	5	299	59	2	3	0	0	1	0	0	0	0	0
08:00	352	2	281	54	1	3	4	3	4	0	0	0	0	0
09:00	262	4	200	47	0	1	4	0	2	0	1	3	0	0
10:00	186	1	153	21	1	3	5	0	1	0	0	1	0	0
11:00	215	1	168	39	1	1	3	2	0	0	0	0	0	0
12:00	203	1	162	37	0	0	0	0	1	0	1	1	0	0
13:00	206	4	161	33	2	1	2	0	2	0	1	0	0	0
14:00	270	4	206	55	0	3	2	0	0	0	0	0	0	0
15:00	274	3	220	40	3	3	2	1	2	0	0	0	0	0
16:00	287	4	225	43	5	1	5	1	2	1	0	0	0	0
17:00	253	3	218	24	1	0	2	0	4	0	0	1	0	0
18:00	208	3	179	24	1	0	0	1	0	0	0	0	0	0
19:00	122	1	102	16	0	0	0	0	3	0	0	0	0	0
20:00	97	1	85	10	0	0	0	0	1	0	0	0	0	0
21:00	76	2	69	4	0	0	0	0	0	0	1	0	0	0
22:00	51	1	43	7	0	0	0	0	0	0	0	0	0	0
23:00	22	1	18	3	0	0	0	0	0	0	0	0	0	0
12H,7-19	3085	35	2472	476	17	19	29	8	19	1	3	6	0	0
16H,6-22	3555	41	2867	532	17	23	30	8	24	1	4	8	0	0
18H,6-24	3628	43	2928	542	17	23	30	8	24	1	4	8	0	0
24H,0-24	3769	47	3032	568	18	26	31	8	24	1	6	8	0	0
<b>Fri 16-Jul-21</b>														
00:00	8	0	7	1	0	0	0	0	0	0	0	0	0	0
01:00	13	0	12	1	0	0	0	0	0	0	0	0	0	0
02:00	4	0	4	0	0	0	0	0	0	0	0	0	0	0
03:00	7	0	5	1	0	0	0	0	0	0	0	1	0	0
04:00	20	1	15	3	0	0	0	0	0	0	0	1	0	0
05:00	91	0	70	14	0	2	1	0	1	0	0	3	0	0
06:00	157	2	122	26	0	2	2	0	2	0	0	1	0	0
07:00	330	6	269	39	4	3	2	0	4	0	1	2	0	0
08:00	319	9	271	25	1	5	6	0	1	0	0	1	0	0
09:00	223	2	180	29	3	2	3	0	3	0	0	1	0	0
10:00	231	3	191	29	2	2	0	0	3	0	1	0	0	0

TIME PERIOD	TOTAL VEHICLES	MOTOR-CYCLES	CARS OR CAR-BASED LGV	LIGHT GOODS VEHICLES	BUSES	TWO AXLE, SIX TYRE, RIGID/BUSES	THREE AXLE RIGID	FOUR OR MORE AXLE RIGID	FOUR OR LESS AXLE ARTIC	FIVE AXLE ARTIC	SIX OR MORE AXLE ARTIC	FIVE OR LESS AXLE MULTI-TRAILER ARTIC	SIX AXLE MULTI-TRAILER ARTIC	SEVEN OR MORE AXLE ARTIC	
11:00	237	4	204	22	1	1	2	0	1	0	0	2	0	0	
12:00	221	6	165	38	1	6	1	1	1	0	1	1	0	0	
13:00	242	6	186	39	0	1	3	1	1	0	2	3	0	0	
14:00	242	2	202	31	2	0	4	1	0	0	0	0	0	0	
15:00	248	0	205	33	3	2	2	2	1	0	0	0	0	0	
16:00	274	4	229	36	3	0	2	0	0	0	0	0	0	0	
17:00	266	7	225	28	0	0	2	1	2	0	0	1	0	0	
18:00	202	1	183	17	1	0	0	0	0	0	0	0	0	0	
19:00	155	1	141	11	0	1	0	0	1	0	0	0	0	0	
20:00	111	2	100	9	0	0	0	0	0	0	0	0	0	0	
21:00	79	0	72	6	0	1	0	0	0	0	0	0	0	0	
22:00	44	0	40	4	0	0	0	0	0	0	0	0	0	0	
23:00	28	1	25	2	0	0	0	0	0	0	0	0	0	0	
12H,7-19	3035	50	2510	366	21	22	27	6	17	0	5	11	0	0	
16H,6-22	3537	55	2945	418	21	26	29	6	20	0	5	12	0	0	
18H,6-24	3609	56	3010	424	21	26	29	6	20	0	5	12	0	0	
24H,0-24	3752	57	3123	444	21	28	30	6	21	0	5	17	0	0	
<b>Sat 17-Jul-21</b>															
00:00	15	1	13	1	0	0	0	0	0	0	0	0	0	0	
01:00	6	0	5	1	0	0	0	0	0	0	0	0	0	0	
02:00	6	0	5	1	0	0	0	0	0	0	0	0	0	0	
03:00	6	0	3	3	0	0	0	0	0	0	0	0	0	0	
04:00	12	0	11	1	0	0	0	0	0	0	0	0	0	0	
05:00	39	1	34	4	0	0	0	0	0	0	0	0	0	0	
06:00	80	0	66	12	0	0	0	0	0	0	1	1	0	0	
07:00	139	2	111	22	0	1	0	0	3	0	0	0	0	0	
08:00	196	4	160	25	0	4	1	0	2	0	0	0	0	0	
09:00	235	4	197	30	0	1	0	0	3	0	0	0	0	0	
10:00	257	4	227	23	0	0	1	0	0	0	1	0	1	0	
11:00	251	6	219	22	0	0	1	0	2	0	0	1	0	0	
12:00	241	8	208	24	0	1	0	0	0	0	0	0	0	0	
13:00	208	7	178	21	0	1	1	0	0	0	0	0	0	0	
14:00	184	4	162	15	0	0	0	0	3	0	0	0	0	0	

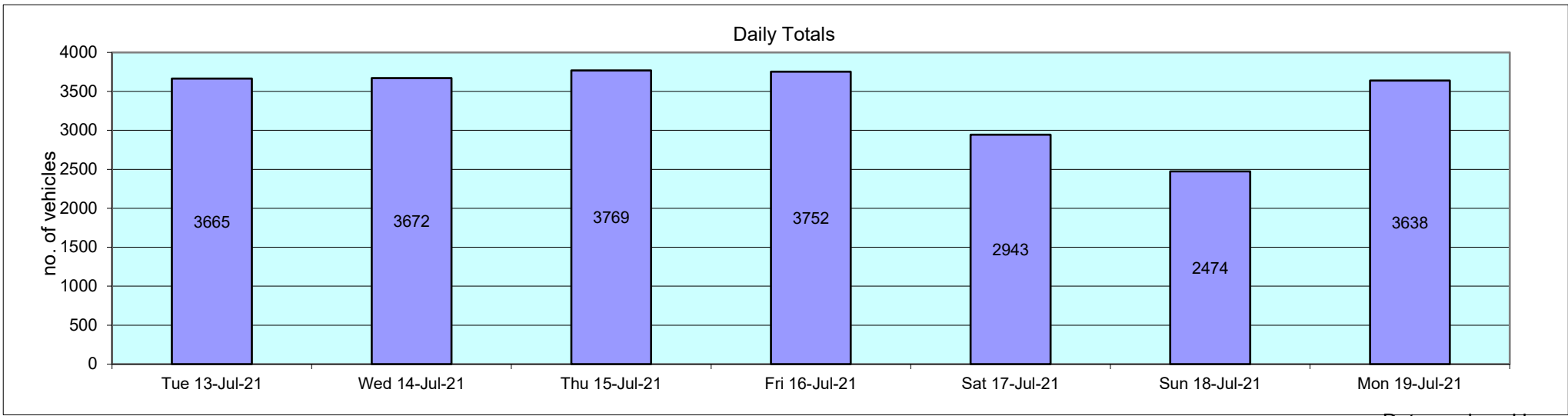
TIME PERIOD	TOTAL VEHICLES	MOTOR-CYCLES	CARS OR		BUSES	TWO AXLE, SIX TYRE,		THREE AXLE RIGID		FOUR OR MORE AXLE RIGID		FOUR OR LESS AXLE ARTIC		SIX OR MORE AXLE ARTIC		FIVE OR LESS AXLE MULTI-TRAILER ARTIC		SIX AXLE MULTI-TRAILER ARTIC		SEVEN OR MORE AXLE ARTIC	
			CAR-BASED LGV	LIGHT GOODS VEHICLES		RIGID/BUSES	RIGID	RIGID	ARTIC	ARTIC	ARTIC	ARTIC	ARTIC	ARTIC	ARTIC	ARTIC					
15:00	186	7	165	14	0	0	0	0	0	0	0	0	0	0	0	0	0	0	0	0	0
16:00	200	5	175	17	0	0	1	0	0	0	0	2	0	0	0	0	0	0	0	0	0
17:00	161	3	143	14	1	0	0	0	0	0	0	0	0	0	0	0	0	0	0	0	0
18:00	131	2	115	13	0	0	0	0	0	1	0	0	0	0	0	0	0	0	0	0	0
19:00	137	3	123	11	0	0	0	0	0	0	0	0	0	0	0	0	0	0	0	0	0
20:00	97	4	87	6	0	0	0	0	0	0	0	0	0	0	0	0	0	0	0	0	0
21:00	79	5	70	3	0	0	0	0	0	1	0	0	0	0	0	0	0	0	0	0	0
22:00	44	0	41	3	0	0	0	0	0	0	0	0	0	0	0	0	0	0	0	0	0
23:00	33	0	30	3	0	0	0	0	0	0	0	0	0	0	0	0	0	0	0	0	0
<b>12H,7-19</b>	<b>2389</b>	<b>56</b>	<b>2060</b>	<b>240</b>	<b>1</b>	<b>8</b>	<b>5</b>	<b>0</b>	<b>14</b>	<b>0</b>	<b>3</b>	<b>1</b>	<b>1</b>	<b>0</b>	<b>0</b>	<b>0</b>	<b>0</b>	<b>0</b>	<b>0</b>	<b>0</b>	<b>0</b>
<b>16H,6-22</b>	<b>2782</b>	<b>68</b>	<b>2406</b>	<b>272</b>	<b>1</b>	<b>8</b>	<b>5</b>	<b>0</b>	<b>15</b>	<b>0</b>	<b>4</b>	<b>2</b>	<b>1</b>	<b>0</b>	<b>0</b>	<b>0</b>	<b>0</b>	<b>0</b>	<b>0</b>	<b>0</b>	<b>0</b>
<b>18H,6-24</b>	<b>2859</b>	<b>68</b>	<b>2477</b>	<b>278</b>	<b>1</b>	<b>8</b>	<b>5</b>	<b>0</b>	<b>15</b>	<b>0</b>	<b>4</b>	<b>2</b>	<b>1</b>	<b>0</b>	<b>0</b>	<b>0</b>	<b>0</b>	<b>0</b>	<b>0</b>	<b>0</b>	<b>0</b>
<b>24H,0-24</b>	<b>2943</b>	<b>70</b>	<b>2548</b>	<b>289</b>	<b>1</b>	<b>8</b>	<b>5</b>	<b>0</b>	<b>15</b>	<b>0</b>	<b>4</b>	<b>2</b>	<b>1</b>	<b>0</b>	<b>0</b>	<b>0</b>	<b>0</b>	<b>0</b>	<b>0</b>	<b>0</b>	<b>0</b>
<b>Sun 18-Jul-21</b>																					
00:00	26	0	26	0	0	0	0	0	0	0	0	0	0	0	0	0	0	0	0	0	0
01:00	6	0	5	1	0	0	0	0	0	0	0	0	0	0	0	0	0	0	0	0	0
02:00	5	0	4	1	0	0	0	0	0	0	0	0	0	0	0	0	0	0	0	0	0
03:00	13	0	8	5	0	0	0	0	0	0	0	0	0	0	0	0	0	0	0	0	0
04:00	8	0	8	0	0	0	0	0	0	0	0	0	0	0	0	0	0	0	0	0	0
05:00	34	1	33	0	0	0	0	0	0	0	0	0	0	0	0	0	0	0	0	0	0
06:00	54	2	42	8	0	1	0	0	1	0	0	0	0	0	0	0	0	0	0	0	0
07:00	85	2	74	7	0	1	0	0	1	0	0	0	0	0	0	0	0	0	0	0	0
08:00	124	4	109	11	0	0	0	0	0	0	0	0	0	0	0	0	0	0	0	0	0
09:00	187	4	173	8	0	0	2	0	0	0	0	0	0	0	0	0	0	0	0	0	0
10:00	204	6	182	15	0	1	0	0	0	0	0	0	0	0	0	0	0	0	0	0	0
11:00	206	8	182	14	0	0	1	0	1	0	0	0	0	0	0	0	0	0	0	0	0
12:00	209	4	191	11	0	0	0	0	2	0	1	0	0	0	0	0	0	0	0	0	0
13:00	164	2	152	10	0	0	0	0	0	0	0	0	0	0	0	0	0	0	0	0	0
14:00	169	4	155	7	1	2	0	0	0	0	0	0	0	0	0	0	0	0	0	0	0
15:00	165	6	150	7	0	0	0	1	0	1	0	0	0	0	0	0	0	0	0	0	0
16:00	147	9	126	12	0	0	0	0	0	0	0	0	0	0	0	0	0	0	0	0	0
17:00	162	3	146	10	0	1	1	0	0	1	0	0	0	0	0	0	0	0	0	0	0
18:00	134	1	118	14	0	0	1	0	0	0	0	0	0	0	0	0	0	0	0	0	0



TIME PERIOD	TOTAL VEHICLES	MOTOR-CYCLES	CARS OR		LIGHT GOODS VEHICLES	BUSES	TWO AXLE, SIX TYRE, RIGID/BUSES	THREE AXLE RIGID	FOUR OR MORE AXLE RIGID	FOUR OR LESS AXLE ARTIC	FIVE AXLE ARTIC	SIX OR MORE AXLE ARTIC	FIVE OR LESS	SIX AXLE	SEVEN OR MORE
			CAR-BASED LGV	VEHICLES									AXLE MULTI-TRAILER ARTIC	TRAILER ARTIC	AXLE ARTIC
19:00	142	1	130	11	0	0	0	0	0	0	0	0	0	0	0
20:00	107	2	95	9	0	0	0	0	0	0	0	0	1	0	0
21:00	73	2	65	5	0	0	1	0	0	0	0	0	0	0	0
22:00	35	0	30	4	0	0	0	0	0	0	1	0	0	0	0
23:00	15	0	13	2	0	0	0	0	0	0	0	0	0	0	0
<b>12H,7-19</b>	<b>1956</b>	<b>53</b>	<b>1758</b>	<b>126</b>	<b>1</b>	<b>5</b>	<b>5</b>	<b>1</b>	<b>4</b>	<b>2</b>	<b>1</b>	<b>0</b>	<b>0</b>	<b>0</b>	<b>0</b>
<b>16H,6-22</b>	<b>2332</b>	<b>60</b>	<b>2090</b>	<b>159</b>	<b>1</b>	<b>6</b>	<b>6</b>	<b>1</b>	<b>5</b>	<b>2</b>	<b>1</b>	<b>1</b>	<b>0</b>	<b>0</b>	<b>0</b>
<b>18H,6-24</b>	<b>2382</b>	<b>60</b>	<b>2133</b>	<b>165</b>	<b>1</b>	<b>6</b>	<b>6</b>	<b>1</b>	<b>5</b>	<b>2</b>	<b>2</b>	<b>1</b>	<b>0</b>	<b>0</b>	<b>0</b>
<b>24H,0-24</b>	<b>2474</b>	<b>61</b>	<b>2217</b>	<b>172</b>	<b>1</b>	<b>6</b>	<b>6</b>	<b>1</b>	<b>5</b>	<b>2</b>	<b>2</b>	<b>1</b>	<b>0</b>	<b>0</b>	<b>0</b>
<b>Mon 19-Jul-21</b>															
00:00	7	1	5	0	0	0	0	0	0	0	0	1	0	0	0
01:00	6	0	2	3	0	0	0	0	0	0	0	1	0	0	0
02:00	6	0	5	1	0	0	0	0	0	0	0	0	0	0	0
03:00	10	0	7	2	0	0	0	0	0	0	1	0	0	0	0
04:00	28	1	19	5	0	1	0	0	0	0	2	0	0	0	0
05:00	81	5	55	15	0	4	2	0	0	0	0	0	0	0	0
06:00	168	3	125	28	2	0	0	0	5	0	2	3	0	0	0
<b>07:00</b>	<b>359</b>	<b>6</b>	<b>291</b>	<b>48</b>	<b>2</b>	<b>4</b>	<b>1</b>	<b>0</b>	<b>3</b>	<b>0</b>	<b>3</b>	<b>1</b>	<b>0</b>	<b>0</b>	<b>0</b>
08:00	297	3	243	39	2	1	3	0	4	0	1	1	0	0	0
09:00	223	2	173	32	3	4	1	0	5	0	2	1	0	0	0
10:00	259	2	206	39	0	3	3	0	4	0	1	1	0	0	0
11:00	238	3	195	29	0	2	3	0	5	0	1	0	0	0	0
12:00	216	3	162	41	3	2	2	0	2	0	1	0	0	0	0
13:00	216	5	172	32	0	1	1	0	4	0	0	1	0	0	0
14:00	246	3	190	42	1	1	2	0	4	0	0	3	0	0	0
15:00	263	0	210	43	3	1	1	0	1	0	3	1	0	0	0
<b>16:00</b>	<b>270</b>	<b>3</b>	<b>199</b>	<b>55</b>	<b>6</b>	<b>2</b>	<b>0</b>	<b>0</b>	<b>3</b>	<b>0</b>	<b>2</b>	<b>0</b>	<b>0</b>	<b>0</b>	<b>0</b>
17:00	226	0	185	36	0	0	1	1	3	0	0	0	0	0	0
18:00	167	2	139	21	0	1	0	2	0	0	0	2	0	0	0
19:00	123	3	102	15	0	1	0	0	2	0	0	0	0	0	0
20:00	103	3	90	8	0	0	0	0	1	0	1	0	0	0	0
21:00	71	1	61	6	0	1	0	0	1	0	1	0	0	0	0
22:00	38	1	32	4	0	0	0	0	0	0	0	1	0	0	0

10629 BAYNARDS GREEN Site No: 10629001 Location B4100 Baynards Green (west of svcs)  
 Tue 13-Jul-21 to Mon 19-Jul-21 Channel: Southeastbound

TIME PERIOD	TOTAL VEHICLES	MOTOR-CYCLES	CARS OR CAR-BASED LGV	LIGHT GOODS VEHICLES	BUSES	TWO AXLE, SIX TYRE, RIGID/BUSES	THREE AXLE RIGID	FOUR OR MORE AXLE RIGID	FOUR OR LESS AXLE ARTIC	FIVE AXLE ARTIC	SIX OR MORE AXLE ARTIC	FIVE OR LESS AXLE MULTI-TRAILER ARTIC	SIX AXLE MULTI-TRAILER ARTIC	SEVEN OR MORE AXLE ARTIC	
23:00	17	0	14	2	0	0	0	0	0	0	1	0	0	0	
12H,7-19	2980	32	2365	457	20	22	18	3	38	0	14	11	0	0	
16H,6-22	3445	42	2743	514	22	24	18	3	47	0	18	14	0	0	
18H,6-24	3500	43	2789	520	22	24	18	3	47	0	19	15	0	0	
24H,0-24	3638	50	2882	546	22	29	20	3	47	0	24	15	0	0	
<b>Daily Totals</b>															
Tue 13-Jul-21	3665	37	2965	513	19	39	26	3	35	1	18	9	0	0	
Wed 14-Jul-21	3672	37	3012	506	20	22	22	4	29	1	10	8	1	0	
Thu 15-Jul-21	3769	47	3032	568	18	26	31	8	24	1	6	8	0	0	
Fri 16-Jul-21	3752	57	3123	444	21	28	30	6	21	0	5	17	0	0	
Sat 17-Jul-21	2943	70	2548	289	1	8	5	0	15	0	4	2	1	0	
Sun 18-Jul-21	2474	61	2217	172	1	6	6	1	5	2	2	1	0	0	
Mon 19-Jul-21	3638	50	2882	546	22	29	20	3	47	0	24	15	0	0	
<b>Total Vehicles</b>															
[--]	23913	359	19779	3038	102	158	140	25	176	5	69	60	2	0	



10629 BAYNARDS GREEN Site No: 10629001 Location B4100 Baynards Green (west of svcs)  
 Tue 13-Jul-21 to Mon 19-Jul-21 Channel: Southeastbound

TIME PERIOD	TOTAL VEHICLES	MOTOR-CYCLES	MOTOR-CYCLES%	CARS	CARS %	LGV	LGV %	HGV	HGV %	BUS	BUS %
<b>Tue 13-Jul-21</b>											
00:00	6	0	0.0	6	100.0	0	0.0	0	0.0	0	0.0
01:00	6	0	0.0	3	50.0	3	50.0	0	0.0	0	0.0
02:00	3	0	0.0	2	66.7	1	33.3	0	0.0	0	0.0
03:00	10	0	0.0	7	70.0	3	30.0	0	0.0	0	0.0
04:00	24	0	0.0	20	83.3	3	12.5	1	4.2	0	0.0
05:00	85	1	1.2	49	57.7	27	31.8	7	8.2	1	1.2
06:00	185	0	0.0	147	79.5	33	17.8	5	2.7	0	0.0
07:00	355	11	3.1	300	84.5	34	9.6	8	2.3	2	0.6
08:00	338	1	0.3	288	85.2	38	11.2	11	3.3	0	0.0
09:00	265	0	0.0	214	80.8	40	15.1	7	2.6	4	1.5
10:00	211	0	0.0	162	76.8	37	17.5	12	5.7	0	0.0
11:00	219	0	0.0	167	76.3	45	20.6	6	2.7	1	0.5
12:00	214	0	0.0	175	81.8	27	12.6	12	5.6	0	0.0
13:00	203	2	1.0	166	81.8	22	10.8	11	5.4	2	1.0
14:00	228	6	2.6	177	77.6	34	14.9	10	4.4	1	0.4
15:00	251	0	0.0	195	77.7	41	16.3	13	5.2	2	0.8
16:00	297	7	2.4	237	79.8	44	14.8	5	1.7	4	1.4
17:00	248	3	1.2	208	83.9	29	11.7	7	2.8	1	0.4
18:00	180	1	0.6	158	87.8	13	7.2	8	4.4	0	0.0
19:00	119	0	0.0	107	89.9	9	7.6	3	2.5	0	0.0
20:00	89	2	2.3	74	83.2	12	13.5	1	1.1	0	0.0
21:00	77	2	2.6	62	80.5	10	13.0	2	2.6	1	1.3
22:00	39	0	0.0	33	84.6	5	12.8	1	2.6	0	0.0
23:00	13	1	7.7	8	61.5	3	23.1	1	7.7	0	0.0
12H,7-19	3009	31	1.0	2447	81.3	404	13.4	110	3.7	17	0.6
16H,6-22	3479	35	1.0	2837	81.6	468	13.5	121	3.5	18	0.5
18H,6-24	3531	36	1.0	2878	81.5	476	13.5	123	3.5	18	0.5
24H,0-24	3665	37	1.0	2965	80.9	513	14.0	131	3.6	19	0.5

<b>Wed 14-Jul-21</b>											
00:00	6	0	0.0	5	83.3	1	16.7	0	0.0	0	0.0
01:00	2	0	0.0	2	100.0	0	0.0	0	0.0	0	0.0
02:00	4	0	0.0	3	75.0	1	25.0	0	0.0	0	0.0

TIME PERIOD	TOTAL VEHICLES	MOTOR-CYCLES	MOTOR-CYCLES%	CARS	CARS %	LGV	LGV %	HGV	HGV %	BUS	BUS %
03:00	7	0	0.0	6	85.7	1	14.3	0	0.0	0	0.0
04:00	24	0	0.0	19	79.2	4	16.7	1	4.2	0	0.0
05:00	82	1	1.2	62	75.6	15	18.3	4	4.9	0	0.0
06:00	188	0	0.0	148	78.7	32	17.0	8	4.3	0	0.0
07:00	387	4	1.0	308	79.6	63	16.3	6	1.6	6	1.6
08:00	351	1	0.3	286	81.5	53	15.1	11	3.1	0	0.0
09:00	243	0	0.0	194	79.8	35	14.4	10	4.1	4	1.7
10:00	237	2	0.8	192	81.0	37	15.6	6	2.5	0	0.0
11:00	200	2	1.0	155	77.5	37	18.5	6	3.0	0	0.0
12:00	168	1	0.6	137	81.6	26	15.5	3	1.8	1	0.6
13:00	205	3	1.5	164	80.0	31	15.1	7	3.4	0	0.0
14:00	210	4	1.9	170	81.0	29	13.8	5	2.4	2	1.0
15:00	242	0	0.0	199	82.2	32	13.2	10	4.1	1	0.4
16:00	260	4	1.5	208	80.0	38	14.6	5	1.9	5	1.9
17:00	248	4	1.6	224	90.3	14	5.7	5	2.0	1	0.4
18:00	189	2	1.1	164	86.8	18	9.5	5	2.7	0	0.0
19:00	135	0	0.0	113	83.7	20	14.8	2	1.5	0	0.0
20:00	143	3	2.1	127	88.8	12	8.4	1	0.7	0	0.0
21:00	73	0	0.0	68	93.2	3	4.1	2	2.7	0	0.0
22:00	44	2	4.6	39	88.6	3	6.8	0	0.0	0	0.0
23:00	24	4	16.7	19	79.2	1	4.2	0	0.0	0	0.0
<b>12H,7-19</b>	<b>2940</b>	<b>27</b>	<b>0.9</b>	<b>2401</b>	<b>81.7</b>	<b>413</b>	<b>14.1</b>	<b>79</b>	<b>2.7</b>	<b>20</b>	<b>0.7</b>
<b>16H,6-22</b>	<b>3479</b>	<b>30</b>	<b>0.9</b>	<b>2857</b>	<b>82.1</b>	<b>480</b>	<b>13.8</b>	<b>92</b>	<b>2.6</b>	<b>20</b>	<b>0.6</b>
<b>18H,6-24</b>	<b>3547</b>	<b>36</b>	<b>1.0</b>	<b>2915</b>	<b>82.2</b>	<b>484</b>	<b>13.7</b>	<b>92</b>	<b>2.6</b>	<b>20</b>	<b>0.6</b>
<b>24H,0-24</b>	<b>3672</b>	<b>37</b>	<b>1.0</b>	<b>3012</b>	<b>82.0</b>	<b>506</b>	<b>13.8</b>	<b>97</b>	<b>2.6</b>	<b>20</b>	<b>0.5</b>
<b>Thu 15-Jul-21</b>											
00:00	21	0	0.0	19	90.5	1	4.8	1	4.8	0	0.0
01:00	10	0	0.0	7	70.0	3	30.0	0	0.0	0	0.0
02:00	4	0	0.0	2	50.0	2	50.0	0	0.0	0	0.0
03:00	5	1	20.0	3	60.0	1	20.0	0	0.0	0	0.0
04:00	25	1	4.0	19	76.0	3	12.0	2	8.0	0	0.0
05:00	76	2	2.6	54	71.1	16	21.1	3	4.0	1	1.3
06:00	175	2	1.1	139	79.4	26	14.9	8	4.6	0	0.0

10629 BAYNARDS GREEN Site No: 10629001 Location B4100 Baynards Green (west of svcs)  
 Tue 13-Jul-21 to Mon 19-Jul-21 Channel: Southeastbound

TIME PERIOD	TOTAL VEHICLES	MOTOR-CYCLES	MOTOR-CYCLES%	CARS	CARS %	LGV	LGV %	HGV	HGV %	BUS	BUS %
07:00	369	5	1.4	299	81.0	59	16.0	4	1.1	2	0.5
08:00	352	2	0.6	281	79.8	54	15.3	14	4.0	1	0.3
09:00	262	4	1.5	200	76.3	47	17.9	11	4.2	0	0.0
10:00	186	1	0.5	153	82.3	21	11.3	10	5.4	1	0.5
11:00	215	1	0.5	168	78.1	39	18.1	6	2.8	1	0.5
12:00	203	1	0.5	162	79.8	37	18.2	3	1.5	0	0.0
13:00	206	4	1.9	161	78.2	33	16.0	6	2.9	2	1.0
14:00	270	4	1.5	206	76.3	55	20.4	5	1.9	0	0.0
15:00	274	3	1.1	220	80.3	40	14.6	8	2.9	3	1.1
16:00	287	4	1.4	225	78.4	43	15.0	10	3.5	5	1.7
17:00	253	3	1.2	218	86.2	24	9.5	7	2.8	1	0.4
18:00	208	3	1.4	179	86.1	24	11.5	1	0.5	1	0.5
19:00	122	1	0.8	102	83.6	16	13.1	3	2.5	0	0.0
20:00	97	1	1.0	85	87.6	10	10.3	1	1.0	0	0.0
21:00	76	2	2.6	69	90.8	4	5.3	1	1.3	0	0.0
22:00	51	1	2.0	43	84.3	7	13.7	0	0.0	0	0.0
23:00	22	1	4.6	18	81.8	3	13.6	0	0.0	0	0.0
12H,7-19	3085	35	1.1	2472	80.1	476	15.4	85	2.8	17	0.6
16H,6-22	3555	41	1.2	2867	80.7	532	15.0	98	2.8	17	0.5
18H,6-24	3628	43	1.2	2928	80.7	542	14.9	98	2.7	17	0.5
24H,0-24	3769	47	1.3	3032	80.5	568	15.1	104	2.8	18	0.5
<b>Fri 16-Jul-21</b>											
00:00	8	0	0.0	7	87.5	1	12.5	0	0.0	0	0.0
01:00	13	0	0.0	12	92.3	1	7.7	0	0.0	0	0.0
02:00	4	0	0.0	4	100.0	0	0.0	0	0.0	0	0.0
03:00	7	0	0.0	5	71.4	1	14.3	1	14.3	0	0.0
04:00	20	1	5.0	15	75.0	3	15.0	1	5.0	0	0.0
05:00	91	0	0.0	70	76.9	14	15.4	7	7.7	0	0.0
06:00	157	2	1.3	122	77.7	26	16.6	7	4.5	0	0.0
07:00	330	6	1.8	269	81.5	39	11.8	12	3.6	4	1.2
08:00	319	9	2.8	271	85.0	25	7.8	13	4.1	1	0.3
09:00	223	2	0.9	180	80.7	29	13.0	9	4.0	3	1.4
10:00	231	3	1.3	191	82.7	29	12.6	6	2.6	2	0.9

TIME PERIOD	TOTAL VEHICLES	MOTOR-CYCLES	MOTOR-CYCLES%	CARS	CARS %	LGV	LGV %	HGV	HGV %	BUS	BUS %
11:00	237	4	1.7	204	86.1	22	9.3	6	2.5	1	0.4
12:00	221	6	2.7	165	74.7	38	17.2	11	5.0	1	0.5
13:00	242	6	2.5	186	76.9	39	16.1	11	4.6	0	0.0
14:00	242	2	0.8	202	83.5	31	12.8	5	2.1	2	0.8
15:00	248	0	0.0	205	82.7	33	13.3	7	2.8	3	1.2
16:00	274	4	1.5	229	83.6	36	13.1	2	0.7	3	1.1
17:00	266	7	2.6	225	84.6	28	10.5	6	2.3	0	0.0
18:00	202	1	0.5	183	90.6	17	8.4	0	0.0	1	0.5
19:00	155	1	0.7	141	91.0	11	7.1	2	1.3	0	0.0
20:00	111	2	1.8	100	90.1	9	8.1	0	0.0	0	0.0
21:00	79	0	0.0	72	91.1	6	7.6	1	1.3	0	0.0
22:00	44	0	0.0	40	90.9	4	9.1	0	0.0	0	0.0
23:00	28	1	3.6	25	89.3	2	7.1	0	0.0	0	0.0
<b>12H,7-19</b>	<b>3035</b>	<b>50</b>	<b>1.7</b>	<b>2510</b>	<b>82.7</b>	<b>366</b>	<b>12.1</b>	<b>88</b>	<b>2.9</b>	<b>21</b>	<b>0.7</b>
<b>16H,6-22</b>	<b>3537</b>	<b>55</b>	<b>1.6</b>	<b>2945</b>	<b>83.3</b>	<b>418</b>	<b>11.8</b>	<b>98</b>	<b>2.8</b>	<b>21</b>	<b>0.6</b>
<b>18H,6-24</b>	<b>3609</b>	<b>56</b>	<b>1.6</b>	<b>3010</b>	<b>83.4</b>	<b>424</b>	<b>11.8</b>	<b>98</b>	<b>2.7</b>	<b>21</b>	<b>0.6</b>
<b>24H,0-24</b>	<b>3752</b>	<b>57</b>	<b>1.5</b>	<b>3123</b>	<b>83.2</b>	<b>444</b>	<b>11.8</b>	<b>107</b>	<b>2.9</b>	<b>21</b>	<b>0.6</b>
<b>Sat 17-Jul-21</b>											
00:00	15	1	6.7	13	86.7	1	6.7	0	0.0	0	0.0
01:00	6	0	0.0	5	83.3	1	16.7	0	0.0	0	0.0
02:00	6	0	0.0	5	83.3	1	16.7	0	0.0	0	0.0
03:00	6	0	0.0	3	50.0	3	50.0	0	0.0	0	0.0
04:00	12	0	0.0	11	91.7	1	8.3	0	0.0	0	0.0
05:00	39	1	2.6	34	87.2	4	10.3	0	0.0	0	0.0
06:00	80	0	0.0	66	82.5	12	15.0	2	2.5	0	0.0
07:00	139	2	1.4	111	79.9	22	15.8	4	2.9	0	0.0
08:00	196	4	2.0	160	81.6	25	12.8	7	3.6	0	0.0
09:00	235	4	1.7	197	83.8	30	12.8	4	1.7	0	0.0
10:00	257	4	1.6	227	88.3	23	9.0	3	1.2	0	0.0
11:00	251	6	2.4	219	87.3	22	8.8	4	1.6	0	0.0
12:00	241	8	3.3	208	86.3	24	10.0	1	0.4	0	0.0
13:00	208	7	3.4	178	85.6	21	10.1	2	1.0	0	0.0
14:00	184	4	2.2	162	88.0	15	8.2	3	1.6	0	0.0

10629 BAYNARDS GREEN Site No: 10629001 Location B4100 Baynards Green (west of svcs)  
 Tue 13-Jul-21 to Mon 19-Jul-21 Channel: Southeastbound

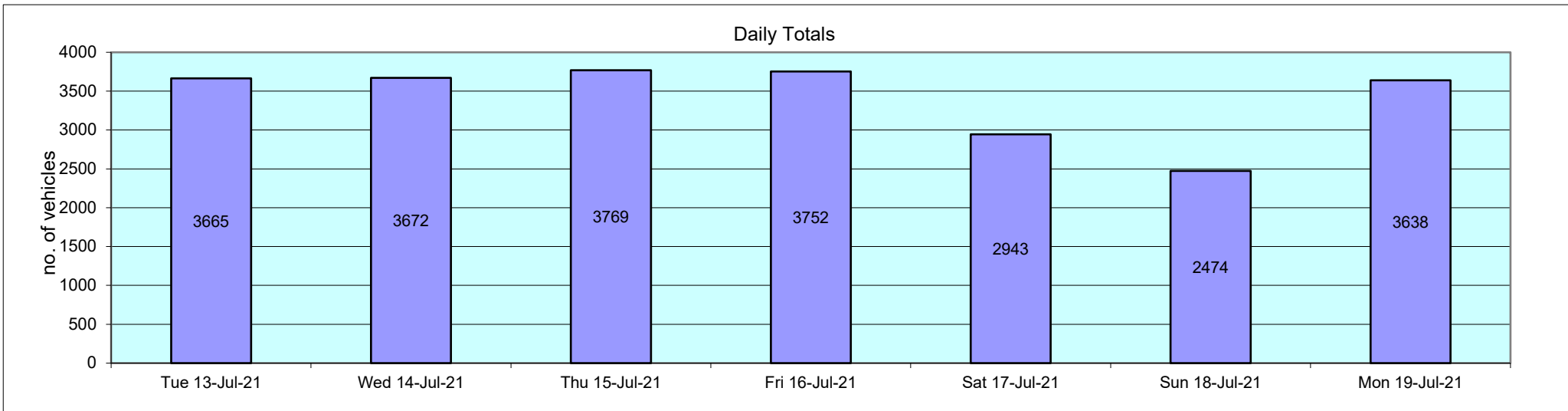
TIME PERIOD	TOTAL VEHICLES	MOTOR-CYCLES	MOTOR-CYCLES%	CARS	CARS %	LGV	LGV %	HGV	HGV %	BUS	BUS %
15:00	186	7	3.8	165	88.7	14	7.5	0	0.0	0	0.0
16:00	200	5	2.5	175	87.5	17	8.5	3	1.5	0	0.0
17:00	161	3	1.9	143	88.8	14	8.7	0	0.0	1	0.6
18:00	131	2	1.5	115	87.8	13	9.9	1	0.8	0	0.0
19:00	137	3	2.2	123	89.8	11	8.0	0	0.0	0	0.0
20:00	97	4	4.1	87	89.7	6	6.2	0	0.0	0	0.0
21:00	79	5	6.3	70	88.6	3	3.8	1	1.3	0	0.0
22:00	44	0	0.0	41	93.2	3	6.8	0	0.0	0	0.0
23:00	33	0	0.0	30	90.9	3	9.1	0	0.0	0	0.0
<b>12H,7-19</b>	<b>2389</b>	<b>56</b>	<b>2.3</b>	<b>2060</b>	<b>86.2</b>	<b>240</b>	<b>10.1</b>	<b>32</b>	<b>1.3</b>	<b>1</b>	<b>0.0</b>
<b>16H,6-22</b>	<b>2782</b>	<b>68</b>	<b>2.4</b>	<b>2406</b>	<b>86.5</b>	<b>272</b>	<b>9.8</b>	<b>35</b>	<b>1.3</b>	<b>1</b>	<b>0.0</b>
<b>18H,6-24</b>	<b>2859</b>	<b>68</b>	<b>2.4</b>	<b>2477</b>	<b>86.6</b>	<b>278</b>	<b>9.7</b>	<b>35</b>	<b>1.2</b>	<b>1</b>	<b>0.0</b>
<b>24H,0-24</b>	<b>2943</b>	<b>70</b>	<b>2.4</b>	<b>2548</b>	<b>86.6</b>	<b>289</b>	<b>9.8</b>	<b>35</b>	<b>1.2</b>	<b>1</b>	<b>0.0</b>
<b>Sun 18-Jul-21</b>											
00:00	26	0	0.0	26	100.0	0	0.0	0	0.0	0	0.0
01:00	6	0	0.0	5	83.3	1	16.7	0	0.0	0	0.0
02:00	5	0	0.0	4	80.0	1	20.0	0	0.0	0	0.0
03:00	13	0	0.0	8	61.5	5	38.5	0	0.0	0	0.0
04:00	8	0	0.0	8	100.0	0	0.0	0	0.0	0	0.0
05:00	34	1	2.9	33	97.1	0	0.0	0	0.0	0	0.0
06:00	54	2	3.7	42	77.8	8	14.8	2	3.7	0	0.0
07:00	85	2	2.4	74	87.1	7	8.2	2	2.4	0	0.0
08:00	124	4	3.2	109	87.9	11	8.9	0	0.0	0	0.0
09:00	187	4	2.1	173	92.5	8	4.3	2	1.1	0	0.0
10:00	204	6	2.9	182	89.2	15	7.4	1	0.5	0	0.0
11:00	206	8	3.9	182	88.4	14	6.8	2	1.0	0	0.0
12:00	209	4	1.9	191	91.4	11	5.3	3	1.4	0	0.0
13:00	164	2	1.2	152	92.7	10	6.1	0	0.0	0	0.0
14:00	169	4	2.4	155	91.7	7	4.1	2	1.2	1	0.6
15:00	165	6	3.6	150	90.9	7	4.2	2	1.2	0	0.0
16:00	147	9	6.1	126	85.7	12	8.2	0	0.0	0	0.0
17:00	162	3	1.9	146	90.1	10	6.2	3	1.9	0	0.0
18:00	134	1	0.8	118	88.1	14	10.5	1	0.8	0	0.0

TIME PERIOD	TOTAL VEHICLES	MOTOR-CYCLES	MOTOR-CYCLES%	CARS	CARS %	LGV	LGV %	HGV	HGV %	BUS	BUS %
19:00	142	1	0.7	130	91.6	11	7.8	0	0.0	0	0.0
20:00	107	2	1.9	95	88.8	9	8.4	1	0.9	0	0.0
21:00	73	2	2.7	65	89.0	5	6.9	1	1.4	0	0.0
22:00	35	0	0.0	30	85.7	4	11.4	1	2.9	0	0.0
23:00	15	0	0.0	13	86.7	2	13.3	0	0.0	0	0.0
<b>12H,7-19</b>	<b>1956</b>	<b>53</b>	<b>2.7</b>	<b>1758</b>	<b>89.9</b>	<b>126</b>	<b>6.4</b>	<b>18</b>	<b>0.9</b>	<b>1</b>	<b>0.1</b>
<b>16H,6-22</b>	<b>2332</b>	<b>60</b>	<b>2.6</b>	<b>2090</b>	<b>89.6</b>	<b>159</b>	<b>6.8</b>	<b>22</b>	<b>0.9</b>	<b>1</b>	<b>0.0</b>
<b>18H,6-24</b>	<b>2382</b>	<b>60</b>	<b>2.5</b>	<b>2133</b>	<b>89.6</b>	<b>165</b>	<b>6.9</b>	<b>23</b>	<b>1.0</b>	<b>1</b>	<b>0.0</b>
<b>24H,0-24</b>	<b>2474</b>	<b>61</b>	<b>2.5</b>	<b>2217</b>	<b>89.6</b>	<b>172</b>	<b>7.0</b>	<b>23</b>	<b>0.9</b>	<b>1</b>	<b>0.0</b>
<b>Mon 19-Jul-21</b>											
00:00	7	1	14.3	5	71.4	0	0.0	1	14.3	0	0.0
01:00	6	0	0.0	2	33.3	3	50.0	1	16.7	0	0.0
02:00	6	0	0.0	5	83.3	1	16.7	0	0.0	0	0.0
03:00	10	0	0.0	7	70.0	2	20.0	1	10.0	0	0.0
04:00	28	1	3.6	19	67.9	5	17.9	3	10.7	0	0.0
05:00	81	5	6.2	55	67.9	15	18.5	6	7.4	0	0.0
06:00	168	3	1.8	125	74.4	28	16.7	10	6.0	2	1.2
<b>07:00</b>	<b>359</b>	<b>6</b>	<b>1.7</b>	<b>291</b>	<b>81.1</b>	<b>48</b>	<b>13.4</b>	<b>12</b>	<b>3.3</b>	<b>2</b>	<b>0.6</b>
08:00	297	3	1.0	243	81.8	39	13.1	10	3.4	2	0.7
09:00	223	2	0.9	173	77.6	32	14.4	13	5.8	3	1.4
10:00	259	2	0.8	206	79.5	39	15.1	12	4.6	0	0.0
11:00	238	3	1.3	195	81.9	29	12.2	11	4.6	0	0.0
12:00	216	3	1.4	162	75.0	41	19.0	7	3.2	3	1.4
13:00	216	5	2.3	172	79.6	32	14.8	7	3.2	0	0.0
14:00	246	3	1.2	190	77.2	42	17.1	10	4.1	1	0.4
15:00	263	0	0.0	210	79.9	43	16.4	7	2.7	3	1.1
<b>16:00</b>	<b>270</b>	<b>3</b>	<b>1.1</b>	<b>199</b>	<b>73.7</b>	<b>55</b>	<b>20.4</b>	<b>7</b>	<b>2.6</b>	<b>6</b>	<b>2.2</b>
17:00	226	0	0.0	185	81.9	36	15.9	5	2.2	0	0.0
18:00	167	2	1.2	139	83.2	21	12.6	5	3.0	0	0.0
19:00	123	3	2.4	102	82.9	15	12.2	3	2.4	0	0.0
20:00	103	3	2.9	90	87.4	8	7.8	2	1.9	0	0.0
21:00	71	1	1.4	61	85.9	6	8.5	3	4.2	0	0.0
22:00	38	1	2.6	32	84.2	4	10.5	1	2.6	0	0.0



10629 BAYNARDS GREEN Site No: 10629001 Location B4100 Baynards Green (west of svcs)  
 Tue 13-Jul-21 to Mon 19-Jul-21 Channel: Southeastbound

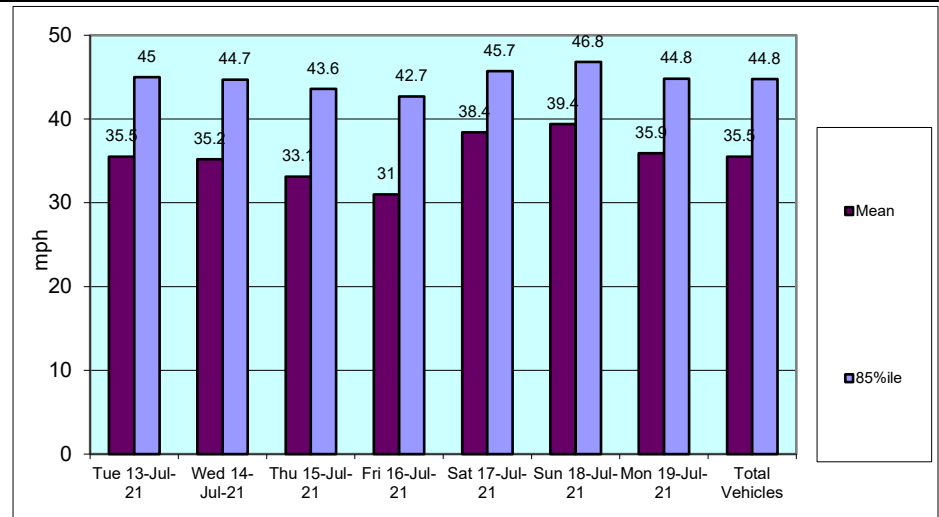
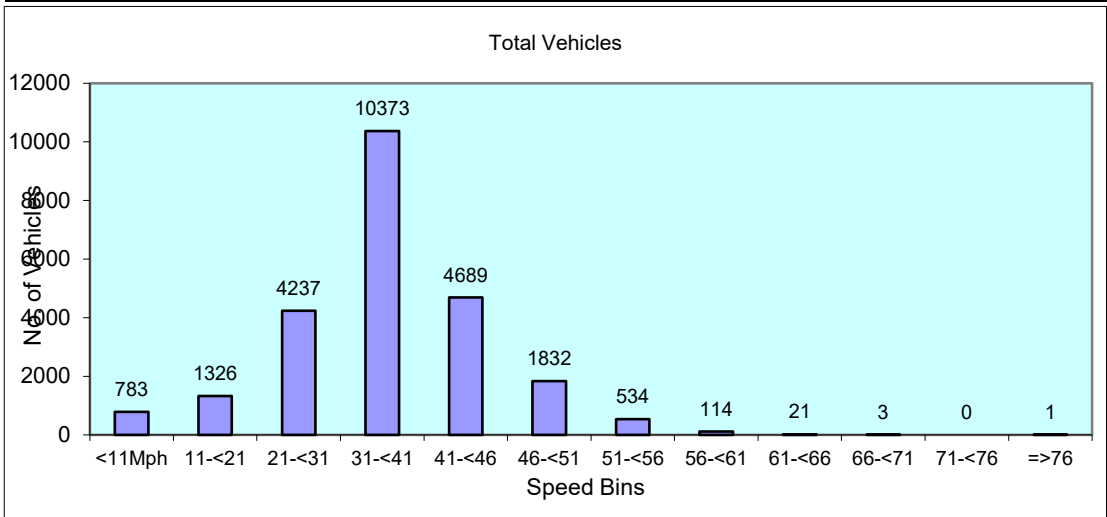
TIME PERIOD	TOTAL VEHICLES	MOTOR-CYCLES	MOTOR-CYCLES%	CARS	CARS %	LGV	LGV %	HGV	HGV %	BUS	BUS %
23:00	17	0	0.0	14	82.4	2	11.8	1	5.9	0	0.0
12H,7-19	2980	32	1.1	2365	79.4	457	15.3	106	3.6	20	0.7
16H,6-22	3445	42	1.2	2743	79.6	514	14.9	124	3.6	22	0.6
18H,6-24	3500	43	1.2	2789	79.7	520	14.9	126	3.6	22	0.6
24H,0-24	3638	50	1.4	2882	79.2	546	15.0	138	3.8	22	0.6
<b>Daily Totals</b>											
Tue 13-Jul-21	3665	37	1.0	2965	80.9	513	14.0	131	3.6	19	0.5
Wed 14-Jul-21	3672	37	1.0	3012	82.0	506	13.8	97	2.6	20	0.5
Thu 15-Jul-21	3769	47	1.3	3032	80.5	568	15.1	104	2.8	18	0.5
Fri 16-Jul-21	3752	57	1.5	3123	83.2	444	11.8	107	2.9	21	0.6
Sat 17-Jul-21	2943	70	2.4	2548	86.6	289	9.8	35	1.2	1	0.0
Sun 18-Jul-21	2474	61	2.5	2217	89.6	172	7.0	23	0.9	1	0.0
Mon 19-Jul-21	3638	50	1.4	2882	79.2	546	15.0	138	3.8	22	0.6
<b>Total Vehicles</b>											
[--]	23913	359	1.6	19779	83.1	3038	12.4	635	2.5	102	0.4



10629 BAYNARDS GREEN Site No: 10629001 Location B4100 Baynards Green (west of svcs)  
 Tue 13-Jul-21 to Mon 19-Jul-21 Channel: Southeastbound

Time Period	Total Vehicles	85%ile Speed	Mean Speed	Stand Dev.	<11Mph	11-<21	21-<31	31-<41	41-<46	46-<51	51-<56	56-<61	61-<66	66-<71	71-<76	=>76
Tue 13-Jul-21	3665	45	35.5	10.3	179	130	560	1655	742	285	82	22	9	1	0	0
Wed 14-Jul-21	3672	44.7	35.2	9.8	86	194	722	1620	676	273	84	14	3	0	0	0
Thu 15-Jul-21	3769	43.6	33.1	10.6	134	381	811	1580	570	214	62	12	4	0	0	1
Fri 16-Jul-21	3752	42.7	31	11.6	347	405	850	1424	480	177	52	17	0	0	0	0
Sat 17-Jul-21	2943	45.7	38.4	7.8	0	21	405	1346	768	290	88	23	2	0	0	0
Sun 18-Jul-21	2474	46.8	39.4	7.4	2	13	227	1117	692	326	85	10	1	1	0	0
Mon 19-Jul-21	3638	44.8	35.9	9.2	35	182	662	1631	761	267	81	16	2	1	0	0

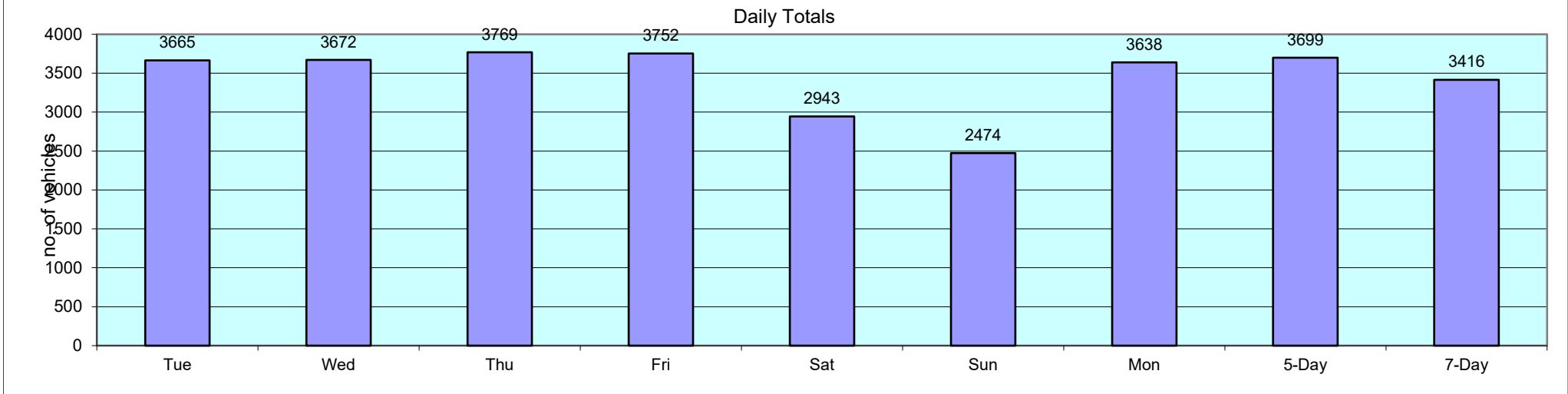
Total Vehicles	[-]	23913	44.8	35.5	9.5	783	1326	4237	10373	4689	1832	534	114	21	3	0	1
----------------	-----	-------	------	------	-----	-----	------	------	-------	------	------	-----	-----	----	---	---	---

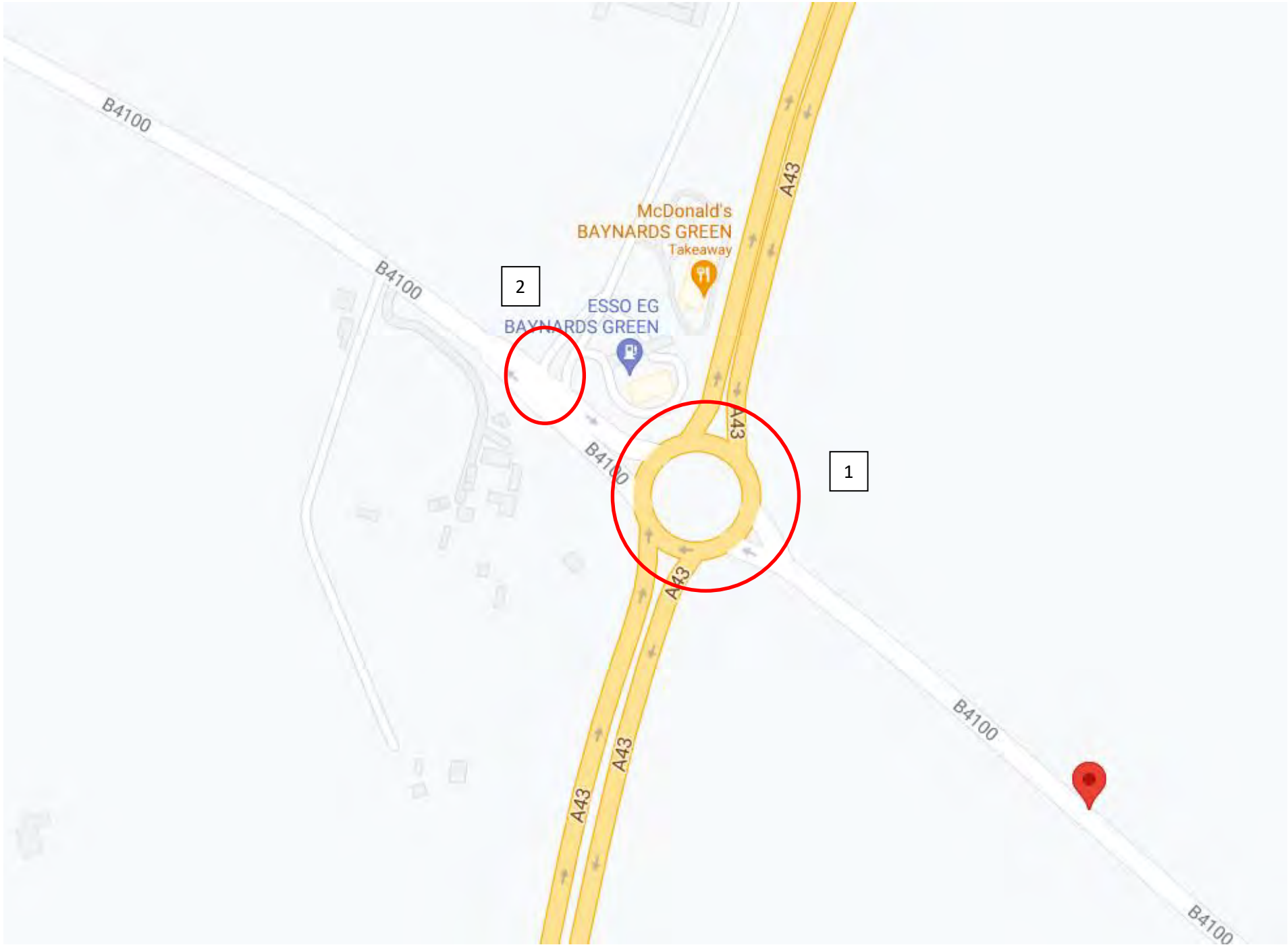


10629	BAYNARDS GREEN		Site No: 10629001		Location		B4100 Baynards Green (west of svcs)			
	Channel: Southeastbound									
TIME PERIOD	Tue 13/07/2021	Wed 14/07/2021	Thu 15/07/2021	Fri 16/07/2021	Sat 17/07/2021	Sun 18/07/2021	Mon 19/07/2021	5-Day Av	7-Day Av	
<b>Week Begin: 13-Jul-21</b>										
00:00	6	6	21	8	15	26	7	10	13	
01:00	6	2	10	13	6	6	6	7	7	
02:00	3	4	4	4	6	5	6	4	5	
03:00	10	7	5	7	6	13	10	8	8	
04:00	24	24	25	20	12	8	28	24	20	
05:00	85	82	76	91	39	34	81	83	70	
06:00	185	188	175	157	80	54	168	175	144	
07:00	355	387	369	330	139	85	359	360	289	
08:00	338	351	352	319	196	124	297	331	282	
09:00	265	243	262	223	235	187	223	243	234	
10:00	211	237	186	231	257	204	259	225	226	
11:00	219	200	215	237	251	206	238	222	224	
12:00	214	168	203	221	241	209	216	204	210	
13:00	203	205	206	242	208	164	216	214	206	
14:00	228	210	270	242	184	169	246	239	221	
15:00	251	242	274	248	186	165	263	256	233	
16:00	297	260	287	274	200	147	270	278	248	
17:00	248	248	253	266	161	162	226	248	223	
18:00	180	189	208	202	131	134	167	189	173	
19:00	119	135	122	155	137	142	123	131	133	
20:00	89	143	97	111	97	107	103	109	107	
21:00	77	73	76	79	79	73	71	75	75	
22:00	39	44	51	44	44	35	38	43	42	
23:00	13	24	22	28	33	15	17	21	22	
<b>12H,7-19</b>	<b>3009</b>	<b>2940</b>	<b>3085</b>	<b>3035</b>	<b>2389</b>	<b>1956</b>	<b>2980</b>	<b>3010</b>	<b>2771</b>	
<b>16H,6-22</b>	<b>3479</b>	<b>3479</b>	<b>3555</b>	<b>3537</b>	<b>2782</b>	<b>2332</b>	<b>3445</b>	<b>3499</b>	<b>3230</b>	
<b>18H,6-24</b>	<b>3531</b>	<b>3547</b>	<b>3628</b>	<b>3609</b>	<b>2859</b>	<b>2382</b>	<b>3500</b>	<b>3563</b>	<b>3294</b>	
<b>24H,0-24</b>	<b>3665</b>	<b>3672</b>	<b>3769</b>	<b>3752</b>	<b>2943</b>	<b>2474</b>	<b>3638</b>	<b>3699</b>	<b>3416</b>	
<b>Am</b>	<b>07:00</b>	<b>07:00</b>	<b>07:00</b>	<b>07:00</b>	<b>10:00</b>	<b>11:00</b>	<b>07:00</b>			
<b>Peak</b>	<b>355</b>	<b>387</b>	<b>369</b>	<b>330</b>	<b>257</b>	<b>206</b>	<b>359</b>			
<b>Pm</b>	<b>16:00</b>	<b>16:00</b>	<b>16:00</b>	<b>16:00</b>	<b>12:00</b>	<b>12:00</b>	<b>16:00</b>			
<b>Peak</b>	<b>297</b>	<b>260</b>	<b>287</b>	<b>274</b>	<b>241</b>	<b>209</b>	<b>270</b>			

10629 BAYNARDS GREEN Site No: 10629001 Location B4100 Baynards Green (west of svcs)  
 Channel: Southeastbound

TIME PERIOD	Tue 13/07/2021	Wed 14/07/2021	Thu 15/07/2021	Fri 16/07/2021	Sat 17/07/2021	Sun 18/07/2021	Mon 19/07/2021	5-Day Av	7-Day Av
-------------	-------------------	-------------------	-------------------	-------------------	-------------------	-------------------	-------------------	-------------	-------------





SITE: 1

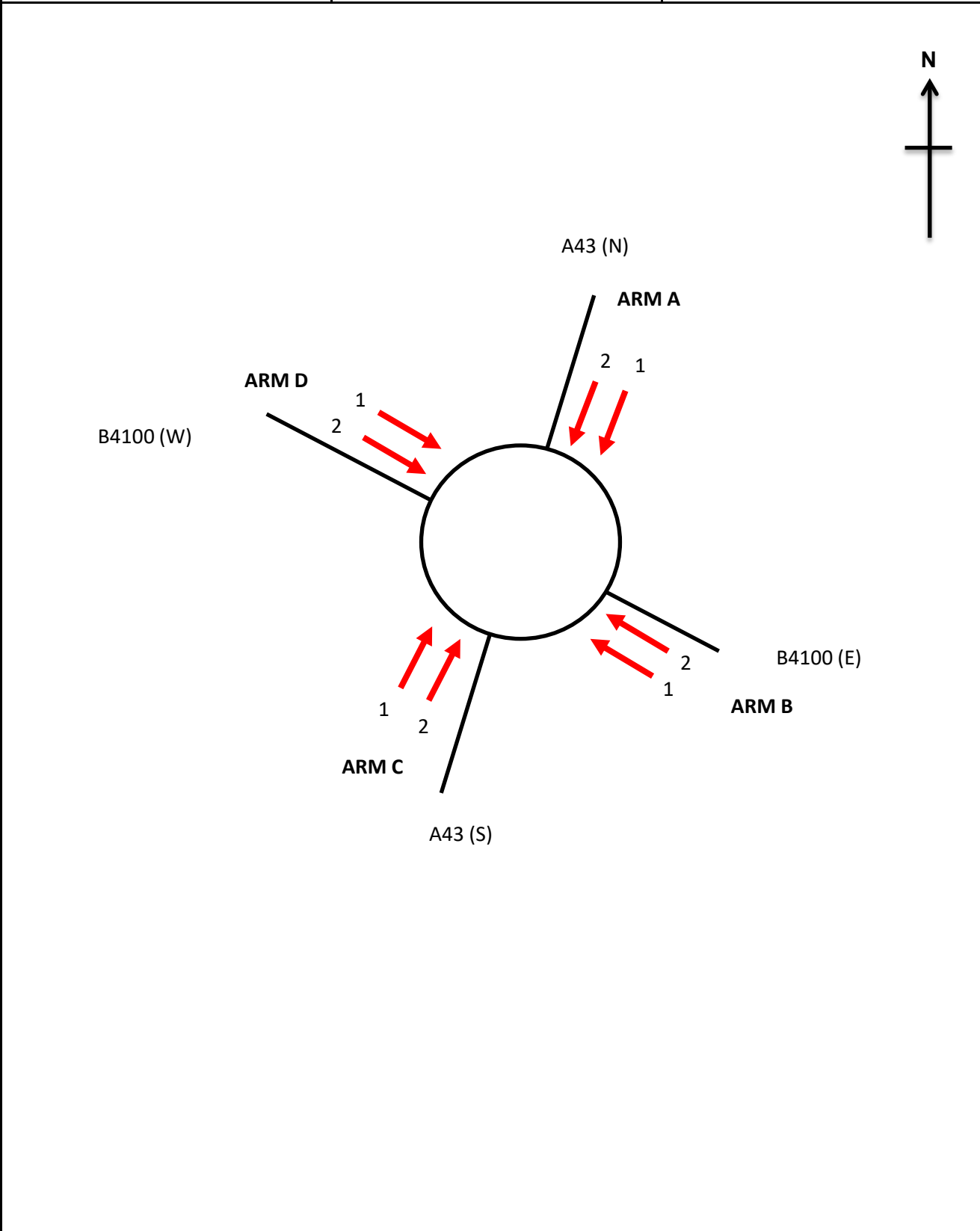


DATE: 23/06/2021

LOCATION: A43 / B4100



DAY: WEDNESDAY



JOB TITLE: BAYNARDS GREEN

JOB NUMBER: 10520

JOB NUMBER: 10520

# QUEUE LENGTHS

JOB REF: 10520

JOB NAME: BAYNARDS GREEN

SITE: 1



DATE: 23/06/2021

LOCATION: A43 (N) / B4100 (E) / A43 (S) / B4100 (W)

DAY: WEDNESDAY

NOTE: Queue Lengths recorded by the maximum number of vehicles queuing at each 5-minute interval, by lane

TIME	ARM A A43 (N)		ARM B B4100 (E)		ARM C A43 (S)		ARM D B4100 (W)	
	LANE 1	LANE 2	LANE 1	LANE 2	LANE 1	LANE 2	LANE 1	LANE 2
	07:00	7	13	4	7	5	5	5
07:05	11	12	3	4	5	4	7	5
07:10	13	12	12	6	3	7	3	4
07:15	15	15	16	12	5	6	8	5
07:20	18+	20+	5	7	5	7	9	5
07:25	13	15	15	3	6	5	8	4
07:30	16	15	17	14	3	4	8	2
07:35	18	25	8	7	2	1	8	6
07:40	14	12	11	10	4	4	6	3
07:45	17	12	11	15	5	3	8	5
07:50	16	18	18+	18+	8	7	10	7
07:55	18	15	20+	18+	7	8	8	7
08:00	15	19	21+	16+	9	8	9	5
08:05	19	11	20+	22+	7	7	7	5
08:10	9	10	17+	22+	13	8	9	6
08:15	13	15	22+	22+	9	8	8	3
08:20	12	12	23+	23+	8	12	9	6
08:25	15	17	20+	20+	8	6	8	6
08:30	16	16	14	15	7	5	9	6
08:35	25+	22	24+	7	14	9	7	3
08:40	11	7	16	4	3	4	6	5
08:45	11	6	12	4	4	4	4	2
08:50	4	2	4	3	7	5	5	2
08:55	8	6	4	3	5	3	8	2
09:00	15	7	3	1	4	1	3	3
09:05	9	14	6	6	3	4	3	1
09:10	6	4	9	11	5	2	7	3
09:15	17	20	4	3	9	3	6	2
09:20	12	10	7	3	2	3	6	2
09:25	5	1	16	9	4	4	6	2
09:30	5	4	5	2	4	6	7	2
09:35	7	7	7	4	5	5	5	4
09:40	4	4	6	7	9	7	1	6
09:45	5	1	2	2	4	3	3	3
09:50	4	3	2	8	4	2	7	3
09:55	5	1	4	3	2	4	4	2

TIME	ARM A A43 (N)		ARM B B4100 (E)		ARM C A43 (S)		ARM D B4100 (W)	
	LANE 1	LANE 2	LANE 1	LANE 2	LANE 1	LANE 2	LANE 1	LANE 2
	16:00	4	4	5	8	10	12	9
16:05	6	3	5	17	12	6	11	5
16:10	7	3	6	4	10	10	10	4
16:15	8	7	10	11	11	12	9	4
16:20	8	7	14	13	20+	20+	8	7
16:25	5	2	18	13	18+	15+	8	4
16:30	12	8	4	11	23+	18+	8	3
16:35	4	5	11	15	21+	19+	9	3
16:40	7	5	23+	22+	22+	17+	11	3
16:45	8	2	4	20	20+	20+	4	1
16:50	1	0	23	4	22+	18+	7	2
16:55	9	2	16	24+	25+	22+	9	7
17:00	8	8	24+	22	18+	16+	9	3
17:05	7	4	25+	11	24+	23+	10	5
17:10	12	9	25+	18	18+	17+	12	8
17:15	12	8	20	23+	20+	22+	11	8
17:20	8	3	23+	4	24+	21+	9	4
17:25	2	6	7	10	18+	18+	9	3
17:30	3	3	5	23+	25+	22+	10	2
17:35	4	2	13	20	20+	22+	4	4
17:40	4	5	16	22	22+	22+	2	2
17:45	9	4	16	2	20+	18+	8	2
17:50	8	6	4	3	20+	20+	9	5
17:55	4	2	3	16	23+	21+	3	3
18:00	4	2	4	6	15	12	7	3
18:05	9	1	2	10	7	9	5	3
18:10	3	5	16	17	14	18	6	3
18:15	1	3	19	5	4	4	8	1
18:20	4	1	15	3	8	7	5	1
18:25	3	1	4	18	7	10	3	2
18:30	3	1	1	1	4	6	5	2
18:35	6	1	7	2	14	13	4	1
18:40	2	1	4	4	5	8	2	1
18:45	3	1	6	1	3	2	5	1
18:50	1	1	4	1	4	7	6	1
18:55	2	1	11	12	5	6	4	2

**MANUAL CLASSIFIED COUNTS**

JOB REF: 10520

JOB NAME: BAYNARDS GREEN

SITE: 1

LOCATION: A43 (N) / B4100 (E) / A43 (S)



DATE: 23/06/2021

DAY: WEDNESDAY

TIME	A TO A FROM A43 (N) TO A43 (N)								A TO B FROM A43 (N) TO B4100 (E)							
	CAR	LGV	OGV1	OGV2	PSV	MCL	PCL	TOT	CAR	LGV	OGV1	OGV2	PSV	MCL	PCL	TOT
07:00	0	0	0	0	0	0	0	0	59	18	3	3	1	0	0	84
07:15	0	0	0	0	0	0	0	0	45	24	1	2	0	0	0	72
07:30	0	0	0	0	0	0	0	0	61	24	1	3	0	0	0	89
07:45	1	0	0	0	0	0	0	1	67	15	2	3	0	0	0	87
<b>H/TOT</b>	<b>1</b>	<b>0</b>	<b>0</b>	<b>0</b>	<b>0</b>	<b>0</b>	<b>0</b>	<b>1</b>	<b>232</b>	<b>81</b>	<b>7</b>	<b>11</b>	<b>1</b>	<b>0</b>	<b>0</b>	<b>332</b>
08:00	0	0	0	0	0	0	0	0	50	10	3	1	1	0	0	65
08:15	0	0	0	0	0	0	0	0	53	15	3	3	0	1	0	75
08:30	0	0	0	0	0	0	0	0	56	10	4	0	0	0	0	70
08:45	0	0	0	0	0	0	0	0	61	7	3	5	0	0	0	76
<b>H/TOT</b>	<b>0</b>	<b>0</b>	<b>0</b>	<b>0</b>	<b>0</b>	<b>0</b>	<b>0</b>	<b>0</b>	<b>220</b>	<b>42</b>	<b>13</b>	<b>9</b>	<b>1</b>	<b>1</b>	<b>0</b>	<b>286</b>
09:00	0	0	0	0	0	0	0	0	37	7	2	1	0	0	0	47
09:15	0	0	0	0	0	0	0	0	46	2	3	0	1	0	0	52
09:30	0	0	0	0	0	0	0	0	37	8	0	1	0	1	0	47
09:45	0	0	0	0	0	0	0	0	38	10	0	0	0	0	0	48
<b>H/TOT</b>	<b>0</b>	<b>0</b>	<b>0</b>	<b>0</b>	<b>0</b>	<b>0</b>	<b>0</b>	<b>0</b>	<b>158</b>	<b>27</b>	<b>5</b>	<b>2</b>	<b>1</b>	<b>1</b>	<b>0</b>	<b>194</b>
10:00	0	0	0	0	0	0	0	0	25	7	1	0	0	2	0	35
10:15	0	0	0	0	0	0	0	0	34	4	3	1	0	0	0	42
10:30	0	0	0	0	0	0	0	0	37	1	2	2	0	1	0	43
10:45	0	0	0	0	0	0	0	0	26	5	3	0	0	0	0	34
<b>H/TOT</b>	<b>0</b>	<b>0</b>	<b>0</b>	<b>0</b>	<b>0</b>	<b>0</b>	<b>0</b>	<b>0</b>	<b>122</b>	<b>17</b>	<b>9</b>	<b>3</b>	<b>0</b>	<b>3</b>	<b>0</b>	<b>154</b>
11:00	0	0	0	0	0	0	0	0	38	4	2	1	0	0	0	45
11:15	0	0	0	0	0	0	0	0	25	3	2	0	1	0	0	31
11:30	0	0	0	0	0	0	0	0	33	4	3	1	0	0	0	41
11:45	0	0	0	0	0	0	0	0	14	7	2	0	0	0	0	23
<b>H/TOT</b>	<b>0</b>	<b>0</b>	<b>0</b>	<b>0</b>	<b>0</b>	<b>0</b>	<b>0</b>	<b>0</b>	<b>110</b>	<b>18</b>	<b>9</b>	<b>2</b>	<b>1</b>	<b>0</b>	<b>0</b>	<b>140</b>
12:00	0	0	0	0	0	0	0	0	35	6	4	0	0	1	0	46
12:15	0	0	0	0	0	0	0	0	22	7	0	2	1	0	0	32
12:30	0	0	0	0	0	0	0	0	24	4	1	3	0	1	0	33
12:45	0	0	0	0	0	0	0	0	23	5	5	3	0	1	0	37
<b>H/TOT</b>	<b>0</b>	<b>0</b>	<b>0</b>	<b>0</b>	<b>0</b>	<b>0</b>	<b>0</b>	<b>0</b>	<b>104</b>	<b>22</b>	<b>10</b>	<b>8</b>	<b>1</b>	<b>3</b>	<b>0</b>	<b>148</b>
13:00	0	0	0	0	0	0	0	0	27	6	2	3	0	0	0	38
13:15	0	0	0	0	0	0	0	0	24	4	1	1	0	0	0	30
13:30	0	0	0	0	0	0	0	0	26	5	5	2	0	0	0	38
13:45	0	0	0	0	0	0	0	0	24	7	1	1	1	0	0	34
<b>H/TOT</b>	<b>0</b>	<b>0</b>	<b>0</b>	<b>0</b>	<b>0</b>	<b>0</b>	<b>0</b>	<b>0</b>	<b>101</b>	<b>22</b>	<b>9</b>	<b>7</b>	<b>1</b>	<b>0</b>	<b>0</b>	<b>140</b>
14:00	0	0	0	0	0	0	0	0	31	6	3	3	0	0	0	43
14:15	0	0	0	0	0	0	0	0	32	6	2	1	1	0	0	42
14:30	0	0	0	0	0	0	0	0	26	4	0	0	0	2	0	32
14:45	0	0	0	0	0	0	0	0	31	13	1	1	0	0	1	47
<b>H/TOT</b>	<b>0</b>	<b>0</b>	<b>0</b>	<b>0</b>	<b>0</b>	<b>0</b>	<b>0</b>	<b>0</b>	<b>120</b>	<b>29</b>	<b>6</b>	<b>5</b>	<b>1</b>	<b>2</b>	<b>1</b>	<b>164</b>
15:00	0	0	0	0	0	0	0	0	23	9	4	1	0	2	0	39
15:15	0	0	0	0	0	0	0	0	43	5	0	0	0	0	0	48
15:30	0	0	0	0	0	0	0	0	33	4	1	2	0	0	0	40
15:45	0	0	0	0	0	0	0	0	27	7	1	0	0	0	0	35
<b>H/TOT</b>	<b>0</b>	<b>0</b>	<b>0</b>	<b>0</b>	<b>0</b>	<b>0</b>	<b>0</b>	<b>0</b>	<b>126</b>	<b>25</b>	<b>6</b>	<b>3</b>	<b>0</b>	<b>2</b>	<b>0</b>	<b>162</b>
16:00	0	0	0	0	0	0	0	0	39	4	0	1	0	0	0	44
16:15	0	0	0	0	0	0	0	0	34	10	3	2	0	0	0	49
16:30	0	0	0	0	0	0	0	0	48	8	4	0	0	1	0	61
16:45	0	0	0	0	0	0	0	0	56	4	0	0	1	0	0	61
<b>H/TOT</b>	<b>0</b>	<b>0</b>	<b>0</b>	<b>0</b>	<b>0</b>	<b>0</b>	<b>0</b>	<b>0</b>	<b>177</b>	<b>26</b>	<b>7</b>	<b>3</b>	<b>1</b>	<b>1</b>	<b>0</b>	<b>215</b>
17:00	0	0	0	0	0	0	0	0	48	7	1	1	0	0	0	57
17:15	0	0	0	0	0	0	0	0	61	2	0	1	0	0	0	64
17:30	0	0	0	0	0	0	0	0	50	6	1	0	1	1	0	59
17:45	0	0	0	0	0	0	0	0	52	2	2	2	1	0	0	59
<b>H/TOT</b>	<b>0</b>	<b>0</b>	<b>0</b>	<b>0</b>	<b>0</b>	<b>0</b>	<b>0</b>	<b>0</b>	<b>211</b>	<b>17</b>	<b>4</b>	<b>4</b>	<b>2</b>	<b>1</b>	<b>0</b>	<b>239</b>
18:00	0	0	0	0	0	0	0	0	44	3	2	0	2	1	0	52
18:15	0	0	0	0	0	0	0	0	36	6	1	2	0	1	0	46
18:30	0	0	0	0	0	0	0	0	33	3	1	0	0	0	0	37
18:45	0	0	0	0	0	0	0	0	22	1	1	0	0	0	0	24
<b>H/TOT</b>	<b>0</b>	<b>0</b>	<b>0</b>	<b>0</b>	<b>0</b>	<b>0</b>	<b>0</b>	<b>0</b>	<b>135</b>	<b>13</b>	<b>5</b>	<b>2</b>	<b>2</b>	<b>2</b>	<b>0</b>	<b>159</b>
<b>F/TOT</b>	<b>1</b>	<b>0</b>	<b>0</b>	<b>0</b>	<b>0</b>	<b>0</b>	<b>0</b>	<b>1</b>	<b>1816</b>	<b>339</b>	<b>90</b>	<b>59</b>	<b>12</b>	<b>16</b>	<b>1</b>	<b>2333</b>



**MANUAL CLASSIFIED COUNTS**



JOB REF: 10520

JOB NAME: BAYNARDS GREEN

SITE: 1

LOCATION: A43 (N) / B4100 (E) / A43 (S)

DATE: 23/06/2021

DAY: WEDNESDAY

TIME	A TO C FROM A43 (N) TO A43 (S)								A TO D FROM A43 (N) TO B4100 (W)							
	CAR	LGV	OGV1	OGV2	PSV	MCL	PCL	TOT	CAR	LGV	OGV1	OGV2	PSV	MCL	PCL	TOT
07:00	183	92	31	27	0	0	0	333	10	18	1	1	0	0	0	30
07:15	203	75	20	29	0	5	0	332	13	11	2	0	0	0	0	26
07:30	189	58	30	39	0	2	0	318	9	9	1	0	0	0	0	19
07:45	178	69	30	38	0	4	0	319	15	13	0	0	0	0	0	28
<b>H/TOT</b>	<b>753</b>	<b>294</b>	<b>111</b>	<b>133</b>	<b>0</b>	<b>11</b>	<b>0</b>	<b>1302</b>	<b>47</b>	<b>51</b>	<b>4</b>	<b>1</b>	<b>0</b>	<b>0</b>	<b>0</b>	<b>103</b>
08:00	191	48	28	45	0	1	0	313	14	13	0	0	0	0	0	27
08:15	184	35	32	35	0	1	0	287	24	11	5	0	0	0	0	40
08:30	193	58	30	26	1	0	0	308	26	9	4	1	0	0	0	40
08:45	168	58	24	34	1	1	0	286	14	4	2	0	1	1	0	22
<b>H/TOT</b>	<b>736</b>	<b>199</b>	<b>114</b>	<b>140</b>	<b>2</b>	<b>3</b>	<b>0</b>	<b>1194</b>	<b>78</b>	<b>37</b>	<b>11</b>	<b>1</b>	<b>1</b>	<b>1</b>	<b>0</b>	<b>129</b>
09:00	171	46	16	54	0	1	0	288	15	11	0	1	0	1	0	28
09:15	152	40	22	42	1	0	0	257	22	7	2	1	0	0	0	32
09:30	135	38	20	41	2	1	0	237	22	7	3	2	0	0	0	34
09:45	139	31	17	30	1	1	0	219	10	6	2	2	0	0	0	20
<b>H/TOT</b>	<b>597</b>	<b>155</b>	<b>75</b>	<b>167</b>	<b>4</b>	<b>3</b>	<b>0</b>	<b>1001</b>	<b>69</b>	<b>31</b>	<b>7</b>	<b>6</b>	<b>0</b>	<b>1</b>	<b>0</b>	<b>114</b>
10:00	144	37	16	35	0	0	0	232	6	4	0	1	0	0	0	11
10:15	163	34	22	25	0	0	0	244	9	2	1	1	0	0	0	13
10:30	181	33	17	48	0	2	0	281	11	5	3	3	0	0	0	22
10:45	129	31	15	24	1	0	0	200	5	7	3	1	1	0	0	17
<b>H/TOT</b>	<b>617</b>	<b>135</b>	<b>70</b>	<b>132</b>	<b>1</b>	<b>2</b>	<b>0</b>	<b>957</b>	<b>31</b>	<b>18</b>	<b>7</b>	<b>6</b>	<b>1</b>	<b>0</b>	<b>0</b>	<b>63</b>
11:00	122	39	10	45	0	0	0	216	17	5	2	2	0	0	0	26
11:15	148	33	20	35	0	0	0	236	19	6	0	0	0	0	0	25
11:30	152	29	15	34	1	2	0	233	9	4	0	1	0	0	0	14
11:45	153	30	16	41	1	1	0	242	6	4	1	3	0	0	0	14
<b>H/TOT</b>	<b>575</b>	<b>131</b>	<b>61</b>	<b>155</b>	<b>2</b>	<b>3</b>	<b>0</b>	<b>927</b>	<b>51</b>	<b>19</b>	<b>3</b>	<b>6</b>	<b>0</b>	<b>0</b>	<b>0</b>	<b>79</b>
12:00	135	31	17	32	0	0	0	215	14	5	1	1	0	0	0	21
12:15	129	30	22	34	1	3	0	219	15	3	1	0	0	0	0	19
12:30	161	30	14	38	0	1	0	244	20	3	0	1	0	0	0	24
12:45	146	37	16	41	1	1	0	242	14	5	0	0	0	0	0	19
<b>H/TOT</b>	<b>571</b>	<b>128</b>	<b>69</b>	<b>145</b>	<b>2</b>	<b>5</b>	<b>0</b>	<b>920</b>	<b>63</b>	<b>16</b>	<b>2</b>	<b>2</b>	<b>0</b>	<b>0</b>	<b>0</b>	<b>83</b>
13:00	132	28	11	39	1	0	0	211	7	3	0	1	0	0	0	11
13:15	111	40	19	34	1	0	0	205	8	4	0	1	0	1	0	14
13:30	126	44	16	31	0	1	0	218	14	1	1	2	0	0	0	18
13:45	104	31	16	45	0	1	0	197	11	2	0	1	0	1	0	15
<b>H/TOT</b>	<b>473</b>	<b>143</b>	<b>62</b>	<b>149</b>	<b>2</b>	<b>2</b>	<b>0</b>	<b>831</b>	<b>40</b>	<b>10</b>	<b>1</b>	<b>5</b>	<b>0</b>	<b>2</b>	<b>0</b>	<b>58</b>
14:00	118	35	14	32	0	0	0	199	4	0	4	1	0	0	0	9
14:15	127	31	14	30	0	0	0	202	8	5	1	2	0	0	0	16
14:30	153	37	10	48	0	2	0	250	14	5	3	4	0	0	0	26
14:45	151	37	21	28	0	1	0	238	12	6	0	1	1	0	0	20
<b>H/TOT</b>	<b>549</b>	<b>140</b>	<b>59</b>	<b>138</b>	<b>0</b>	<b>3</b>	<b>0</b>	<b>889</b>	<b>38</b>	<b>16</b>	<b>8</b>	<b>8</b>	<b>1</b>	<b>0</b>	<b>0</b>	<b>71</b>
15:00	139	36	10	33	0	2	0	220	15	3	3	0	0	0	0	21
15:15	146	32	12	33	1	0	0	224	18	6	2	1	0	0	0	27
15:30	129	37	14	34	0	6	0	220	9	4	1	2	0	0	0	16
15:45	163	43	13	35	0	2	0	256	16	2	0	2	0	1	0	21
<b>H/TOT</b>	<b>577</b>	<b>148</b>	<b>49</b>	<b>135</b>	<b>1</b>	<b>10</b>	<b>0</b>	<b>920</b>	<b>58</b>	<b>15</b>	<b>6</b>	<b>5</b>	<b>0</b>	<b>1</b>	<b>0</b>	<b>85</b>
16:00	173	29	5	24	0	4	0	235	17	2	2	1	0	0	0	22
16:15	186	38	10	29	1	0	0	264	14	5	2	0	0	0	0	21
16:30	206	48	21	31	1	0	0	307	15	5	3	0	0	0	0	23
16:45	199	32	11	28	4	0	0	274	13	2	3	0	0	0	0	18
<b>H/TOT</b>	<b>764</b>	<b>147</b>	<b>47</b>	<b>112</b>	<b>6</b>	<b>4</b>	<b>0</b>	<b>1080</b>	<b>59</b>	<b>14</b>	<b>10</b>	<b>1</b>	<b>0</b>	<b>0</b>	<b>0</b>	<b>84</b>
17:00	248	41	8	25	0	2	0	324	26	2	1	2	0	0	0	31
17:15	221	38	6	28	0	0	0	293	18	0	0	0	0	0	0	18
17:30	169	32	6	18	1	1	0	227	14	1	0	0	0	1	0	16
17:45	193	26	6	26	0	0	0	251	19	6	0	0	0	0	0	25
<b>H/TOT</b>	<b>831</b>	<b>137</b>	<b>26</b>	<b>97</b>	<b>1</b>	<b>3</b>	<b>0</b>	<b>1095</b>	<b>77</b>	<b>9</b>	<b>1</b>	<b>2</b>	<b>0</b>	<b>1</b>	<b>0</b>	<b>90</b>
18:00	184	15	8	29	0	0	0	236	15	4	0	1	0	0	0	20
18:15	177	22	3	24	0	2	0	228	12	5	0	0	0	0	0	17
18:30	139	25	5	22	1	2	0	194	12	6	0	0	0	0	0	18
18:45	117	13	5	23	0	0	0	158	16	4	0	0	0	0	0	20
<b>H/TOT</b>	<b>617</b>	<b>75</b>	<b>21</b>	<b>98</b>	<b>1</b>	<b>4</b>	<b>0</b>	<b>816</b>	<b>55</b>	<b>19</b>	<b>0</b>	<b>1</b>	<b>0</b>	<b>0</b>	<b>0</b>	<b>75</b>
<b>F/TOT</b>	<b>7660</b>	<b>1832</b>	<b>764</b>	<b>1601</b>	<b>22</b>	<b>53</b>	<b>0</b>	<b>11932</b>	<b>666</b>	<b>255</b>	<b>60</b>	<b>44</b>	<b>3</b>	<b>6</b>	<b>0</b>	<b>1034</b>



**MANUAL CLASSIFIED COUNTS**

JOB REF: 10520

JOB NAME: BAYNARDS GREEN

SITE: 1

LOCATION: A43 (N) / B4100 (E) / A43 (S)



DATE: 23/06/2021

DAY: WEDNESDAY

TIME	B TO C FROM B4100 (E) TO A43 (S)							TOT	B TO D FROM B4100 (E) TO B4100 (W)							TOT		
	CAR	LGV	OGV1	OGV2	PSV	MCL	PCL		CAR	LGV	OGV1	OGV2	PSV	MCL	PCL			
07:00	6	5	0	0	0	0	0	0	11	13	9	2	0	0	1	2	0	27
07:15	17	5	0	1	0	0	0	0	23	29	9	0	0	3	0	0	0	41
07:30	21	4	0	3	0	0	0	0	28	29	17	1	0	0	1	0	0	48
07:45	8	4	1	2	0	0	0	0	15	28	9	1	0	1	0	0	0	39
<b>H/TOT</b>	<b>52</b>	<b>18</b>	<b>1</b>	<b>6</b>	<b>0</b>	<b>0</b>	<b>0</b>	<b>0</b>	<b>77</b>	<b>99</b>	<b>44</b>	<b>4</b>	<b>0</b>	<b>5</b>	<b>3</b>	<b>0</b>	<b>0</b>	<b>155</b>
08:00	6	2	1	1	0	0	0	0	10	33	5	3	1	0	0	0	0	42
08:15	16	4	2	0	0	0	0	0	22	32	8	0	0	1	0	0	0	41
08:30	12	4	1	3	0	0	0	0	20	44	3	0	0	0	0	0	0	47
08:45	8	5	1	3	0	0	0	0	17	36	7	1	1	0	0	0	0	45
<b>H/TOT</b>	<b>42</b>	<b>15</b>	<b>5</b>	<b>7</b>	<b>0</b>	<b>0</b>	<b>0</b>	<b>0</b>	<b>69</b>	<b>145</b>	<b>23</b>	<b>4</b>	<b>2</b>	<b>1</b>	<b>0</b>	<b>0</b>	<b>0</b>	<b>175</b>
09:00	11	3	1	2	0	0	0	0	17	23	8	0	1	0	0	0	0	32
09:15	12	6	1	1	0	0	0	0	20	24	2	1	1	1	0	0	0	29
09:30	13	5	4	0	0	0	0	0	22	23	13	5	1	0	0	0	0	42
09:45	3	2	1	2	0	0	0	0	8	21	7	1	3	0	0	0	0	32
<b>H/TOT</b>	<b>39</b>	<b>16</b>	<b>7</b>	<b>5</b>	<b>0</b>	<b>0</b>	<b>0</b>	<b>0</b>	<b>67</b>	<b>91</b>	<b>30</b>	<b>7</b>	<b>6</b>	<b>1</b>	<b>0</b>	<b>0</b>	<b>0</b>	<b>135</b>
10:00	12	1	1	1	0	0	0	0	15	19	7	0	1	0	0	0	0	27
10:15	15	4	0	0	0	0	0	0	19	24	5	3	0	0	0	0	0	32
10:30	5	7	1	1	0	0	0	0	14	28	5	1	3	0	1	0	0	38
10:45	11	5	0	3	0	0	0	0	19	20	3	1	0	0	0	0	0	24
<b>H/TOT</b>	<b>43</b>	<b>17</b>	<b>2</b>	<b>5</b>	<b>0</b>	<b>0</b>	<b>0</b>	<b>0</b>	<b>67</b>	<b>91</b>	<b>20</b>	<b>5</b>	<b>4</b>	<b>0</b>	<b>1</b>	<b>0</b>	<b>0</b>	<b>121</b>
11:00	13	1	2	1	0	0	0	0	17	13	7	1	0	0	1	0	0	22
11:15	10	3	4	2	0	0	0	0	19	24	5	2	1	0	1	0	0	33
11:30	11	7	0	1	0	0	0	0	19	16	7	4	1	0	1	0	0	29
11:45	14	3	1	0	0	0	0	0	18	20	3	4	1	0	0	0	0	28
<b>H/TOT</b>	<b>48</b>	<b>14</b>	<b>7</b>	<b>4</b>	<b>0</b>	<b>0</b>	<b>0</b>	<b>0</b>	<b>73</b>	<b>73</b>	<b>22</b>	<b>11</b>	<b>3</b>	<b>0</b>	<b>3</b>	<b>0</b>	<b>0</b>	<b>112</b>
12:00	7	6	3	2	0	0	0	0	18	27	5	1	2	0	0	0	0	35
12:15	9	3	1	1	0	0	0	0	14	21	3	0	1	0	0	0	0	25
12:30	11	3	0	0	0	1	0	0	15	22	6	2	0	0	0	0	0	30
12:45	7	2	2	1	0	0	0	0	12	18	7	1	0	0	0	0	0	26
<b>H/TOT</b>	<b>34</b>	<b>14</b>	<b>6</b>	<b>4</b>	<b>0</b>	<b>1</b>	<b>0</b>	<b>0</b>	<b>59</b>	<b>88</b>	<b>21</b>	<b>4</b>	<b>3</b>	<b>0</b>	<b>0</b>	<b>0</b>	<b>0</b>	<b>116</b>
13:00	13	4	2	0	0	0	0	0	19	30	10	0	0	0	1	0	0	41
13:15	12	3	3	2	0	0	0	0	20	35	8	2	0	0	2	0	0	47
13:30	12	3	0	0	0	0	0	0	15	38	5	2	0	2	0	0	0	47
13:45	10	3	1	1	0	0	0	0	15	28	7	0	2	0	0	0	0	37
<b>H/TOT</b>	<b>47</b>	<b>13</b>	<b>6</b>	<b>3</b>	<b>0</b>	<b>0</b>	<b>0</b>	<b>0</b>	<b>69</b>	<b>131</b>	<b>30</b>	<b>4</b>	<b>2</b>	<b>2</b>	<b>3</b>	<b>0</b>	<b>0</b>	<b>172</b>
14:00	5	4	1	4	0	0	0	0	14	35	5	4	1	3	1	0	0	49
14:15	12	3	1	0	0	0	0	0	16	34	9	2	0	1	0	0	0	46
14:30	8	5	1	1	0	0	0	0	15	34	6	1	0	1	1	0	0	43
14:45	14	5	2	2	0	0	0	0	23	26	6	1	0	0	0	0	0	33
<b>H/TOT</b>	<b>39</b>	<b>17</b>	<b>5</b>	<b>7</b>	<b>0</b>	<b>0</b>	<b>0</b>	<b>0</b>	<b>68</b>	<b>129</b>	<b>26</b>	<b>8</b>	<b>1</b>	<b>5</b>	<b>2</b>	<b>0</b>	<b>0</b>	<b>171</b>
15:00	15	9	3	0	0	0	0	0	27	24	11	1	0	1	0	0	0	37
15:15	15	4	0	0	0	0	0	0	19	41	13	1	1	2	1	0	0	59
15:30	12	7	2	2	0	0	0	0	21	37	13	2	2	1	1	0	0	56
15:45	10	3	1	0	0	0	0	0	14	33	4	4	0	0	1	0	0	42
<b>H/TOT</b>	<b>52</b>	<b>23</b>	<b>6</b>	<b>0</b>	<b>0</b>	<b>0</b>	<b>0</b>	<b>0</b>	<b>81</b>	<b>135</b>	<b>41</b>	<b>8</b>	<b>3</b>	<b>4</b>	<b>3</b>	<b>0</b>	<b>0</b>	<b>194</b>
16:00	20	6	1	2	0	0	0	0	29	38	13	0	0	0	0	0	0	51
16:15	21	5	1	0	0	0	0	0	27	53	5	1	0	0	1	0	0	60
16:30	21	4	2	1	1	0	0	0	29	28	7	1	0	0	1	0	0	37
16:45	31	2	0	1	0	0	0	0	34	54	8	3	0	0	0	0	0	65
<b>H/TOT</b>	<b>93</b>	<b>17</b>	<b>4</b>	<b>4</b>	<b>1</b>	<b>0</b>	<b>0</b>	<b>0</b>	<b>119</b>	<b>173</b>	<b>33</b>	<b>5</b>	<b>0</b>	<b>0</b>	<b>2</b>	<b>0</b>	<b>0</b>	<b>213</b>
17:00	23	8	0	1	0	2	0	0	34	40	5	1	0	0	0	1	0	47
17:15	36	7	1	1	0	0	0	0	45	58	7	0	1	0	2	1	0	69
17:30	27	6	2	4	0	0	0	0	39	70	4	0	0	0	0	0	0	74
17:45	27	2	0	0	0	0	0	0	29	56	3	0	0	0	2	0	0	61
<b>H/TOT</b>	<b>113</b>	<b>23</b>	<b>3</b>	<b>6</b>	<b>0</b>	<b>2</b>	<b>0</b>	<b>0</b>	<b>147</b>	<b>224</b>	<b>19</b>	<b>1</b>	<b>1</b>	<b>0</b>	<b>4</b>	<b>2</b>	<b>0</b>	<b>251</b>
18:00	23	5	1	0	0	0	0	0	29	39	4	2	0	0	0	0	0	45
18:15	26	7	2	1	0	0	0	0	36	51	7	0	0	1	0	0	0	59
18:30	16	2	0	1	0	0	0	0	19	37	7	0	1	0	2	0	0	47
18:45	16	3	1	1	0	0	0	0	21	37	3	0	0	0	0	0	0	40
<b>H/TOT</b>	<b>81</b>	<b>17</b>	<b>4</b>	<b>3</b>	<b>0</b>	<b>0</b>	<b>0</b>	<b>0</b>	<b>105</b>	<b>164</b>	<b>21</b>	<b>2</b>	<b>1</b>	<b>1</b>	<b>2</b>	<b>0</b>	<b>0</b>	<b>191</b>
<b>P/TOT</b>	<b>683</b>	<b>204</b>	<b>56</b>	<b>54</b>	<b>1</b>	<b>3</b>	<b>0</b>	<b>0</b>	<b>1001</b>	<b>1543</b>	<b>330</b>	<b>63</b>	<b>26</b>	<b>19</b>	<b>23</b>	<b>2</b>	<b>0</b>	<b>2006</b>

**MANUAL CLASSIFIED COUNTS**



JOB REF: 10520

JOB NAME: BAYNARDS GREEN

SITE: 1

LOCATION: A43 (N) / B4100 (E) / A43 (S)

DATE: 23/06/2021

DAY: WEDNESDAY

TIME	C TO A								C TO B							
	FROM A43 (S) TO A43 (N)								FROM A43 (S) TO B4100 (E)							
	CAR	LGV	OGV1	OGV2	PSV	MCL	PCL	TOT	CAR	LGV	OGV1	OGV2	PSV	MCL	PCL	TOT
07:00	126	45	8	40	0	0	0	219	31	20	2	2	0	0	0	55
07:15	139	41	14	28	1	2	0	225	34	12	4	3	0	1	0	54
07:30	142	36	9	23	0	1	0	211	29	13	1	1	0	0	0	44
07:45	177	34	14	31	0	1	0	257	51	9	2	1	0	0	0	63
<b>H/TOT</b>	<b>584</b>	<b>156</b>	<b>45</b>	<b>122</b>	<b>1</b>	<b>4</b>	<b>0</b>	<b>912</b>	<b>145</b>	<b>54</b>	<b>9</b>	<b>7</b>	<b>0</b>	<b>1</b>	<b>0</b>	<b>216</b>
08:00	206	37	17	30	1	2	0	293	36	11	2	3	0	0	0	52
08:15	179	30	18	50	1	0	0	278	38	14	2	3	0	1	0	58
08:30	143	30	16	29	1	0	0	219	43	8	1	2	0	0	0	54
08:45	142	36	10	36	0	0	0	224	21	5	1	4	0	0	0	31
<b>H/TOT</b>	<b>670</b>	<b>133</b>	<b>61</b>	<b>145</b>	<b>3</b>	<b>2</b>	<b>0</b>	<b>1014</b>	<b>138</b>	<b>38</b>	<b>6</b>	<b>12</b>	<b>0</b>	<b>1</b>	<b>0</b>	<b>195</b>
09:00	129	28	12	32	1	1	0	203	26	4	3	3	0	0	0	36
09:15	97	37	17	33	0	0	0	184	25	10	2	2	0	0	0	39
09:30	129	29	21	52	1	4	0	236	19	9	2	3	0	0	0	33
09:45	132	46	25	41	0	0	0	244	16	6	1	1	0	0	0	24
<b>H/TOT</b>	<b>487</b>	<b>140</b>	<b>75</b>	<b>158</b>	<b>2</b>	<b>5</b>	<b>0</b>	<b>867</b>	<b>86</b>	<b>29</b>	<b>8</b>	<b>9</b>	<b>0</b>	<b>0</b>	<b>0</b>	<b>132</b>
10:00	126	33	20	36	0	0	0	215	16	2	0	1	0	0	0	19
10:15	150	39	19	37	0	2	0	247	16	3	3	1	0	0	0	23
10:30	142	48	14	45	0	0	0	249	24	6	1	3	0	0	0	34
10:45	149	48	21	39	1	3	0	261	8	10	5	4	0	1	0	28
<b>H/TOT</b>	<b>567</b>	<b>168</b>	<b>74</b>	<b>157</b>	<b>1</b>	<b>5</b>	<b>0</b>	<b>972</b>	<b>64</b>	<b>21</b>	<b>9</b>	<b>9</b>	<b>0</b>	<b>1</b>	<b>0</b>	<b>104</b>
11:00	124	31	26	39	0	0	0	220	13	12	3	2	0	0	0	30
11:15	163	36	16	33	0	1	0	249	14	8	4	3	0	0	0	29
11:30	162	40	29	39	1	0	0	271	8	10	4	1	0	0	0	23
11:45	151	41	22	33	0	1	0	248	16	13	3	2	0	0	0	34
<b>H/TOT</b>	<b>600</b>	<b>148</b>	<b>93</b>	<b>144</b>	<b>1</b>	<b>2</b>	<b>0</b>	<b>988</b>	<b>51</b>	<b>43</b>	<b>14</b>	<b>8</b>	<b>0</b>	<b>0</b>	<b>0</b>	<b>116</b>
12:00	111	32	16	28	1	0	0	188	15	7	0	2	0	0	0	24
12:15	148	33	16	37	1	1	0	236	13	5	2	0	0	0	0	20
12:30	143	42	23	37	2	2	0	249	18	9	4	1	0	0	0	32
12:45	147	37	23	45	1	1	0	254	15	6	2	2	0	0	0	25
<b>H/TOT</b>	<b>549</b>	<b>144</b>	<b>78</b>	<b>147</b>	<b>5</b>	<b>4</b>	<b>0</b>	<b>927</b>	<b>61</b>	<b>27</b>	<b>8</b>	<b>5</b>	<b>0</b>	<b>0</b>	<b>0</b>	<b>101</b>
13:00	158	57	30	27	1	1	0	274	11	4	4	2	0	0	0	21
13:15	157	63	21	39	1	0	0	281	14	4	1	0	0	0	0	19
13:30	155	56	29	38	1	1	0	280	14	6	2	0	0	0	0	22
13:45	144	44	20	36	2	0	0	246	15	4	1	0	0	0	0	20
<b>H/TOT</b>	<b>614</b>	<b>220</b>	<b>100</b>	<b>140</b>	<b>5</b>	<b>2</b>	<b>0</b>	<b>1081</b>	<b>54</b>	<b>18</b>	<b>8</b>	<b>2</b>	<b>0</b>	<b>0</b>	<b>0</b>	<b>82</b>
14:00	136	43	23	31	2	1	0	236	15	3	0	2	0	0	0	20
14:15	160	48	37	38	0	1	0	284	16	8	0	2	0	0	0	26
14:30	148	44	14	32	0	1	0	239	15	8	1	0	0	0	0	24
14:45	139	69	18	28	0	0	0	254	15	4	0	0	0	0	0	19
<b>H/TOT</b>	<b>583</b>	<b>204</b>	<b>92</b>	<b>129</b>	<b>2</b>	<b>3</b>	<b>0</b>	<b>1013</b>	<b>61</b>	<b>23</b>	<b>1</b>	<b>4</b>	<b>0</b>	<b>0</b>	<b>0</b>	<b>89</b>
15:00	142	57	12	34	1	1	0	247	29	6	3	1	0	0	0	39
15:15	179	58	15	29	0	0	0	281	17	3	3	0	0	0	0	23
15:30	145	57	20	25	0	3	0	250	17	9	3	0	0	0	0	29
15:45	185	59	13	30	0	2	0	289	23	4	0	1	0	0	0	28
<b>H/TOT</b>	<b>651</b>	<b>231</b>	<b>60</b>	<b>118</b>	<b>1</b>	<b>6</b>	<b>0</b>	<b>1067</b>	<b>86</b>	<b>22</b>	<b>9</b>	<b>2</b>	<b>0</b>	<b>0</b>	<b>0</b>	<b>119</b>
16:00	217	82	22	28	2	3	0	354	21	3	1	2	1	0	0	28
16:15	198	67	15	27	0	2	0	309	30	8	2	1	0	0	0	41
16:30	206	70	17	40	0	0	0	333	21	3	4	0	0	0	0	28
16:45	215	89	21	35	0	0	0	360	31	6	0	1	0	0	0	38
<b>H/TOT</b>	<b>836</b>	<b>308</b>	<b>75</b>	<b>130</b>	<b>2</b>	<b>5</b>	<b>0</b>	<b>1356</b>	<b>103</b>	<b>20</b>	<b>7</b>	<b>4</b>	<b>1</b>	<b>0</b>	<b>0</b>	<b>135</b>
17:00	242	74	14	28	2	1	0	361	30	5	0	0	0	0	0	35
17:15	269	59	18	34	0	1	0	381	23	5	1	1	0	0	0	30
17:30	233	64	17	29	0	3	0	346	20	3	2	0	0	1	0	26
17:45	266	59	13	31	2	3	0	374	23	3	0	0	0	0	0	26
<b>H/TOT</b>	<b>1010</b>	<b>256</b>	<b>62</b>	<b>122</b>	<b>4</b>	<b>8</b>	<b>0</b>	<b>1462</b>	<b>96</b>	<b>16</b>	<b>3</b>	<b>1</b>	<b>0</b>	<b>1</b>	<b>0</b>	<b>117</b>
18:00	271	51	14	45	0	2	0	383	24	1	1	1	0	1	0	28
18:15	218	34	11	21	1	3	0	288	24	3	0	5	0	0	0	32
18:30	217	36	7	21	0	1	0	282	14	5	0	2	0	1	0	22
18:45	183	29	13	40	0	0	0	265	19	4	1	1	0	0	0	25
<b>H/TOT</b>	<b>869</b>	<b>150</b>	<b>45</b>	<b>127</b>	<b>1</b>	<b>6</b>	<b>0</b>	<b>1218</b>	<b>81</b>	<b>13</b>	<b>2</b>	<b>9</b>	<b>0</b>	<b>2</b>	<b>0</b>	<b>107</b>
<b>F/TOT</b>	<b>8040</b>	<b>2258</b>	<b>860</b>	<b>1639</b>	<b>28</b>	<b>52</b>	<b>0</b>	<b>12877</b>	<b>1026</b>	<b>324</b>	<b>84</b>	<b>72</b>	<b>1</b>	<b>6</b>	<b>0</b>	<b>1513</b>

**MANUAL CLASSIFIED COUNTS**

JOB REF: 10520

JOB NAME: BAYNARDS GREEN

SITE: 1

LOCATION: A43 (N) / B4100 (E) / A43 (S)



DATE: 23/06/2021

DAY: WEDNESDAY

TIME	C TO C FROM A43 (S) TO A43 (S)								C TO D FROM A43 (S) TO B4100 (W)							
	CAR	LGV	OGV1	OGV2	PSV	MCL	PCL	TOT	CAR	LGV	OGV1	OGV2	PSV	MCL	PCL	TOT
07:00	0	0	0	0	0	0	0	0	24	9	2	3	0	0	0	38
07:15	0	0	0	0	0	0	0	0	16	11	2	1	0	0	0	30
07:30	0	0	0	0	0	0	0	0	11	10	2	2	0	1	0	26
07:45	0	0	0	0	0	0	0	0	19	8	2	0	0	1	0	30
<b>H/TOT</b>	<b>0</b>	<b>0</b>	<b>0</b>	<b>0</b>	<b>0</b>	<b>0</b>	<b>0</b>	<b>0</b>	<b>70</b>	<b>38</b>	<b>8</b>	<b>6</b>	<b>0</b>	<b>2</b>	<b>0</b>	<b>124</b>
08:00	0	0	0	0	0	0	0	0	20	8	3	0	0	0	0	31
08:15	0	0	0	0	0	0	0	0	34	6	0	1	0	0	0	41
08:30	0	0	0	0	0	0	0	0	16	3	3	1	0	0	0	23
08:45	0	0	0	0	0	0	0	0	23	8	4	1	0	0	0	36
<b>H/TOT</b>	<b>0</b>	<b>0</b>	<b>0</b>	<b>0</b>	<b>0</b>	<b>0</b>	<b>0</b>	<b>0</b>	<b>93</b>	<b>25</b>	<b>10</b>	<b>3</b>	<b>0</b>	<b>0</b>	<b>0</b>	<b>131</b>
09:00	0	0	0	0	0	0	0	0	16	9	1	3	0	0	0	29
09:15	0	0	0	0	0	0	0	0	13	12	1	0	0	0	0	26
09:30	0	0	0	0	0	0	0	0	19	3	1	1	0	0	0	24
09:45	0	0	0	0	0	0	0	0	21	2	2	0	0	0	0	25
<b>H/TOT</b>	<b>0</b>	<b>0</b>	<b>0</b>	<b>0</b>	<b>0</b>	<b>0</b>	<b>0</b>	<b>0</b>	<b>69</b>	<b>26</b>	<b>5</b>	<b>4</b>	<b>0</b>	<b>0</b>	<b>0</b>	<b>104</b>
10:00	0	0	0	0	0	0	0	0	6	2	1	3	0	0	0	12
10:15	0	0	0	0	0	0	0	0	19	6	1	1	0	0	0	27
10:30	0	0	0	0	0	0	0	0	18	8	6	0	0	0	0	32
10:45	0	0	0	0	0	0	0	0	25	3	2	0	0	0	0	30
<b>H/TOT</b>	<b>0</b>	<b>0</b>	<b>0</b>	<b>0</b>	<b>0</b>	<b>0</b>	<b>0</b>	<b>0</b>	<b>68</b>	<b>19</b>	<b>10</b>	<b>4</b>	<b>0</b>	<b>0</b>	<b>0</b>	<b>101</b>
11:00	0	0	0	0	0	0	0	0	24	6	1	3	0	0	0	34
11:15	0	0	0	0	0	0	0	0	23	5	1	3	0	0	0	32
11:30	0	0	0	0	0	0	0	0	16	3	2	0	0	0	0	21
11:45	0	0	0	0	0	0	0	0	13	5	1	2	0	0	0	21
<b>H/TOT</b>	<b>0</b>	<b>0</b>	<b>0</b>	<b>0</b>	<b>0</b>	<b>0</b>	<b>0</b>	<b>0</b>	<b>76</b>	<b>19</b>	<b>5</b>	<b>8</b>	<b>0</b>	<b>0</b>	<b>0</b>	<b>108</b>
12:00	0	0	0	0	0	0	0	0	22	8	3	0	0	0	0	33
12:15	0	0	0	0	0	0	0	0	16	7	2	2	0	0	0	27
12:30	0	0	0	0	0	0	0	0	24	5	4	1	0	1	0	35
12:45	0	0	0	0	0	0	0	0	24	13	4	1	0	0	0	42
<b>H/TOT</b>	<b>0</b>	<b>0</b>	<b>0</b>	<b>0</b>	<b>0</b>	<b>0</b>	<b>0</b>	<b>0</b>	<b>86</b>	<b>33</b>	<b>13</b>	<b>4</b>	<b>0</b>	<b>1</b>	<b>0</b>	<b>137</b>
13:00	0	0	0	0	0	0	0	0	15	8	2	0	0	0	0	25
13:15	0	0	0	0	0	0	0	0	15	4	0	1	0	0	0	20
13:30	0	0	0	0	0	0	0	0	8	4	4	4	0	0	0	20
13:45	0	0	0	0	0	0	0	0	13	9	3	0	0	0	0	25
<b>H/TOT</b>	<b>0</b>	<b>0</b>	<b>0</b>	<b>0</b>	<b>0</b>	<b>0</b>	<b>0</b>	<b>0</b>	<b>51</b>	<b>25</b>	<b>9</b>	<b>5</b>	<b>0</b>	<b>0</b>	<b>0</b>	<b>90</b>
14:00	0	0	0	0	0	0	0	0	14	5	2	2	0	0	0	23
14:15	0	0	0	0	0	0	0	0	11	7	3	1	0	0	0	22
14:30	0	0	0	0	0	0	0	0	19	12	2	1	0	0	0	34
14:45	0	0	0	0	0	0	0	0	32	6	4	2	0	0	0	44
<b>H/TOT</b>	<b>0</b>	<b>0</b>	<b>0</b>	<b>0</b>	<b>0</b>	<b>0</b>	<b>0</b>	<b>0</b>	<b>76</b>	<b>30</b>	<b>11</b>	<b>6</b>	<b>0</b>	<b>0</b>	<b>0</b>	<b>123</b>
15:00	0	0	0	0	0	0	0	0	24	4	3	0	0	1	0	32
15:15	0	0	0	0	0	0	0	0	11	5	1	3	0	0	0	20
15:30	0	0	0	0	0	0	0	0	22	12	1	1	0	2	0	38
15:45	0	0	0	0	0	0	0	0	19	10	3	0	0	0	0	32
<b>H/TOT</b>	<b>0</b>	<b>0</b>	<b>0</b>	<b>0</b>	<b>0</b>	<b>0</b>	<b>0</b>	<b>0</b>	<b>76</b>	<b>31</b>	<b>8</b>	<b>4</b>	<b>0</b>	<b>3</b>	<b>0</b>	<b>122</b>
16:00	0	0	0	0	0	0	0	0	27	7	3	0	0	0	0	37
16:15	0	0	0	0	0	0	0	0	23	10	1	0	0	0	0	34
16:30	0	0	0	0	0	0	0	0	29	11	1	2	0	1	0	44
16:45	0	0	0	0	0	0	0	0	27	6	4	0	0	0	0	37
<b>H/TOT</b>	<b>0</b>	<b>0</b>	<b>0</b>	<b>0</b>	<b>0</b>	<b>0</b>	<b>0</b>	<b>0</b>	<b>106</b>	<b>34</b>	<b>9</b>	<b>2</b>	<b>0</b>	<b>1</b>	<b>0</b>	<b>152</b>
17:00	0	0	0	0	0	0	0	0	26	10	1	0	0	0	0	37
17:15	0	0	0	0	0	0	0	0	19	8	1	0	0	0	0	28
17:30	0	0	0	0	0	0	0	0	26	4	1	0	0	1	0	32
17:45	0	0	0	0	0	0	0	0	21	3	3	2	0	0	0	29
<b>H/TOT</b>	<b>0</b>	<b>0</b>	<b>0</b>	<b>0</b>	<b>0</b>	<b>0</b>	<b>0</b>	<b>0</b>	<b>92</b>	<b>25</b>	<b>6</b>	<b>2</b>	<b>0</b>	<b>1</b>	<b>0</b>	<b>126</b>
18:00	0	0	0	0	0	0	0	0	24	8	3	0	0	0	0	35
18:15	0	0	0	0	0	0	0	0	22	3	2	1	0	2	0	30
18:30	0	0	0	0	0	0	0	0	21	8	5	3	0	0	0	37
18:45	0	0	0	0	0	0	0	0	19	5	1	0	0	0	0	25
<b>H/TOT</b>	<b>0</b>	<b>0</b>	<b>0</b>	<b>0</b>	<b>0</b>	<b>0</b>	<b>0</b>	<b>0</b>	<b>86</b>	<b>24</b>	<b>11</b>	<b>4</b>	<b>0</b>	<b>2</b>	<b>0</b>	<b>127</b>
<b>F/TOT</b>	<b>0</b>	<b>0</b>	<b>0</b>	<b>0</b>	<b>0</b>	<b>0</b>	<b>0</b>	<b>0</b>	<b>949</b>	<b>329</b>	<b>105</b>	<b>52</b>	<b>0</b>	<b>10</b>	<b>0</b>	<b>1445</b>

**MANUAL CLASSIFIED COUNTS**

JOB REF: 10520

JOB NAME: BAYNARDS GREEN

SITE: 1

LOCATION: A43 (N) / B4100 (E) / A43 (S)



DATE: 23/06/2021

DAY: WEDNESDAY

TIME	D TO A FROM B4100 (W) TO A43 (N)								D TO B FROM B4100 (W) TO B4100 (E)								
	CAR	LGV	OGV1	OGV2	PSV	MCL	PCL	TOT	CAR	LGV	OGV1	OGV2	PSV	MCL	PCL	TOT	
07:00	14	8	0	0	0	0	1	0	23	28	8	0	0	0	1	0	37
07:15	12	6	2	2	0	0	0	0	22	59	7	4	0	0	0	0	70
07:30	15	7	2	2	0	0	0	0	24	55	22	2	0	0	1	0	80
07:45	7	7	1	1	0	1	0	0	17	67	9	1	0	0	0	0	77
<b>H/TOT</b>	<b>48</b>	<b>28</b>	<b>5</b>	<b>3</b>	<b>0</b>	<b>2</b>	<b>0</b>	<b>0</b>	<b>86</b>	<b>209</b>	<b>46</b>	<b>7</b>	<b>0</b>	<b>2</b>	<b>0</b>	<b>0</b>	<b>264</b>
08:00	19	11	0	0	0	0	0	0	30	40	10	3	0	0	1	0	54
08:15	22	4	3	0	0	0	0	0	29	56	23	1	2	0	1	0	83
08:30	14	1	1	0	0	0	0	1	17	38	6	5	2	1	1	0	53
08:45	19	5	0	2	0	0	0	0	26	53	4	3	0	0	0	0	60
<b>H/TOT</b>	<b>74</b>	<b>21</b>	<b>4</b>	<b>2</b>	<b>0</b>	<b>0</b>	<b>0</b>	<b>1</b>	<b>102</b>	<b>187</b>	<b>43</b>	<b>12</b>	<b>4</b>	<b>1</b>	<b>3</b>	<b>0</b>	<b>250</b>
09:00	16	5	2	1	0	0	0	0	24	37	4	1	0	1	0	0	43
09:15	6	8	1	2	0	0	0	0	17	31	2	2	1	2	0	0	38
09:30	11	5	3	2	0	0	0	0	21	22	7	1	1	0	0	0	31
09:45	6	6	0	0	0	0	0	0	12	18	5	1	3	0	0	0	27
<b>H/TOT</b>	<b>39</b>	<b>24</b>	<b>6</b>	<b>5</b>	<b>0</b>	<b>0</b>	<b>0</b>	<b>0</b>	<b>74</b>	<b>108</b>	<b>18</b>	<b>5</b>	<b>5</b>	<b>3</b>	<b>0</b>	<b>0</b>	<b>139</b>
10:00	11	6	0	0	0	0	0	0	17	20	4	3	3	0	0	1	31
10:15	9	8	1	1	0	0	0	0	19	21	6	1	1	0	0	0	29
10:30	10	3	1	1	0	0	0	0	15	22	5	1	0	0	0	0	28
10:45	18	2	2	2	0	0	0	0	24	18	12	1	0	0	0	0	31
<b>H/TOT</b>	<b>48</b>	<b>19</b>	<b>4</b>	<b>4</b>	<b>0</b>	<b>0</b>	<b>0</b>	<b>0</b>	<b>75</b>	<b>81</b>	<b>27</b>	<b>6</b>	<b>4</b>	<b>0</b>	<b>0</b>	<b>1</b>	<b>119</b>
11:00	11	4	1	0	0	0	0	0	16	35	5	0	0	0	5	0	45
11:15	9	3	1	4	0	0	0	0	17	37	7	0	2	0	0	0	46
11:30	11	4	0	1	0	0	0	0	16	31	6	3	1	0	0	0	41
11:45	16	2	2	1	0	0	0	0	21	21	7	1	1	0	1	0	31
<b>H/TOT</b>	<b>47</b>	<b>13</b>	<b>4</b>	<b>6</b>	<b>0</b>	<b>0</b>	<b>0</b>	<b>0</b>	<b>70</b>	<b>124</b>	<b>25</b>	<b>4</b>	<b>4</b>	<b>0</b>	<b>6</b>	<b>0</b>	<b>163</b>
12:00	13	3	1	0	0	0	0	0	17	18	4	2	2	0	2	0	28
12:15	12	3	1	1	0	0	0	0	17	25	1	1	0	0	3	0	30
12:30	13	4	0	0	0	0	0	0	17	25	6	0	0	0	0	0	31
12:45	11	7	3	2	0	1	0	0	24	26	10	0	1	0	1	0	38
<b>H/TOT</b>	<b>49</b>	<b>17</b>	<b>5</b>	<b>3</b>	<b>0</b>	<b>1</b>	<b>0</b>	<b>0</b>	<b>75</b>	<b>94</b>	<b>21</b>	<b>3</b>	<b>3</b>	<b>0</b>	<b>6</b>	<b>0</b>	<b>127</b>
13:00	11	4	1	1	0	0	0	0	17	21	8	2	0	0	0	0	31
13:15	9	7	2	1	0	0	0	0	19	38	7	0	1	0	1	0	47
13:30	13	6	3	2	0	0	0	0	24	21	11	1	2	0	0	0	35
13:45	7	7	1	3	0	0	0	0	18	18	6	4	0	0	1	0	29
<b>H/TOT</b>	<b>40</b>	<b>24</b>	<b>7</b>	<b>7</b>	<b>0</b>	<b>0</b>	<b>0</b>	<b>0</b>	<b>78</b>	<b>98</b>	<b>32</b>	<b>7</b>	<b>3</b>	<b>0</b>	<b>2</b>	<b>0</b>	<b>142</b>
14:00	11	2	4	1	0	0	0	0	18	26	5	3	0	0	0	0	34
14:15	10	5	1	2	0	0	0	0	18	27	6	2	0	0	1	0	36
14:30	13	6	0	2	0	0	0	0	21	20	5	1	1	0	0	0	27
14:45	16	10	2	1	0	0	0	0	29	32	4	2	1	1	0	0	40
<b>H/TOT</b>	<b>50</b>	<b>23</b>	<b>7</b>	<b>6</b>	<b>0</b>	<b>0</b>	<b>0</b>	<b>0</b>	<b>86</b>	<b>105</b>	<b>20</b>	<b>8</b>	<b>2</b>	<b>1</b>	<b>1</b>	<b>0</b>	<b>137</b>
15:00	21	4	3	3	0	0	0	0	31	25	3	1	0	0	2	0	31
15:15	15	6	1	1	0	1	0	0	24	30	6	1	0	0	0	0	37
15:30	20	6	4	2	0	0	0	0	32	28	8	1	0	3	0	0	40
15:45	16	5	1	1	0	0	0	0	23	34	4	1	2	2	0	0	43
<b>H/TOT</b>	<b>72</b>	<b>21</b>	<b>9</b>	<b>7</b>	<b>0</b>	<b>1</b>	<b>0</b>	<b>0</b>	<b>110</b>	<b>117</b>	<b>21</b>	<b>4</b>	<b>2</b>	<b>5</b>	<b>2</b>	<b>0</b>	<b>151</b>
16:00	21	10	1	1	0	0	0	0	33	36	10	1	1	1	2	0	51
16:15	18	10	3	0	0	0	0	0	31	34	8	0	0	3	1	0	46
16:30	21	7	3	1	0	0	0	0	32	39	11	0	0	0	1	0	51
16:45	14	7	1	3	0	1	0	0	26	30	4	0	0	0	0	0	34
<b>H/TOT</b>	<b>74</b>	<b>34</b>	<b>8</b>	<b>5</b>	<b>0</b>	<b>1</b>	<b>0</b>	<b>0</b>	<b>122</b>	<b>139</b>	<b>33</b>	<b>1</b>	<b>1</b>	<b>4</b>	<b>4</b>	<b>0</b>	<b>182</b>
17:00	30	5	2	0	0	0	0	0	37	43	1	0	0	0	1	0	45
17:15	24	7	2	0	0	0	0	0	33	35	4	3	0	0	1	0	43
17:30	16	4	0	0	0	1	0	0	21	34	8	0	1	0	3	0	46
17:45	14	1	0	0	0	0	0	0	15	33	4	0	1	0	0	0	38
<b>H/TOT</b>	<b>84</b>	<b>17</b>	<b>4</b>	<b>0</b>	<b>0</b>	<b>1</b>	<b>0</b>	<b>0</b>	<b>106</b>	<b>145</b>	<b>17</b>	<b>3</b>	<b>2</b>	<b>0</b>	<b>5</b>	<b>0</b>	<b>172</b>
18:00	10	5	1	0	0	0	0	0	16	35	5	0	0	0	2	0	42
18:15	19	3	1	1	0	0	0	0	24	27	2	0	0	0	0	0	29
18:30	14	6	0	1	0	0	0	0	21	30	3	1	0	0	0	0	34
18:45	20	2	1	2	0	0	0	0	25	15	0	0	0	0	0	0	15
<b>H/TOT</b>	<b>63</b>	<b>16</b>	<b>3</b>	<b>4</b>	<b>0</b>	<b>0</b>	<b>0</b>	<b>0</b>	<b>86</b>	<b>107</b>	<b>10</b>	<b>1</b>	<b>0</b>	<b>0</b>	<b>2</b>	<b>0</b>	<b>120</b>
<b>F/TOT</b>	<b>688</b>	<b>257</b>	<b>66</b>	<b>52</b>	<b>0</b>	<b>6</b>	<b>1</b>	<b>0</b>	<b>1070</b>	<b>1514</b>	<b>313</b>	<b>61</b>	<b>30</b>	<b>14</b>	<b>33</b>	<b>1</b>	<b>1966</b>

**MANUAL CLASSIFIED COUNTS**

JOB REF: 10520

JOB NAME: BAYNARDS GREEN

SITE: 1

LOCATION: A43 (N) / B4100 (E) / A43 (S)



DATE: 23/06/2021

DAY: WEDNESDAY

TIME	D TO C								D TO D							
	FROM B4100 (W) TO A43 (S)								FROM B4100 (W) TO B4100 (W)							
	CAR	LGV	OGV1	OGV2	PSV	MCL	PCL	TOT	CAR	LGV	OGV1	OGV2	PSV	MCL	PCL	TOT
07:00	22	14	2	2	0	0	0	40	1	0	1	0	0	0	0	2
07:15	24	21	1	0	0	1	0	47	0	2	0	1	0	0	0	3
07:30	27	8	1	0	0	0	0	36	2	0	0	0	0	0	0	2
07:45	27	16	2	0	0	0	0	45	3	1	1	0	0	0	0	5
<b>H/TOT</b>	<b>100</b>	<b>59</b>	<b>6</b>	<b>2</b>	<b>0</b>	<b>1</b>	<b>0</b>	<b>168</b>	<b>6</b>	<b>3</b>	<b>2</b>	<b>1</b>	<b>0</b>	<b>0</b>	<b>0</b>	<b>12</b>
08:00	35	13	2	3	0	0	0	53	0	0	1	0	0	0	0	1
08:15	26	2	3	0	0	0	0	31	4	2	0	0	0	0	0	6
08:30	32	13	1	0	0	0	0	46	2	1	0	0	0	0	0	3
08:45	23	9	0	1	0	0	0	33	0	2	0	0	0	0	0	2
<b>H/TOT</b>	<b>116</b>	<b>37</b>	<b>6</b>	<b>4</b>	<b>0</b>	<b>0</b>	<b>0</b>	<b>163</b>	<b>6</b>	<b>5</b>	<b>1</b>	<b>0</b>	<b>0</b>	<b>0</b>	<b>0</b>	<b>12</b>
09:00	25	7	6	2	0	0	0	40	2	2	0	0	0	0	0	4
09:15	21	9	1	1	0	1	0	33	1	3	1	0	0	0	0	5
09:30	19	4	1	2	0	2	0	28	4	2	0	0	0	0	0	6
09:45	23	6	3	0	0	0	0	32	1	1	0	0	0	0	0	2
<b>H/TOT</b>	<b>88</b>	<b>26</b>	<b>11</b>	<b>5</b>	<b>0</b>	<b>3</b>	<b>0</b>	<b>133</b>	<b>8</b>	<b>8</b>	<b>1</b>	<b>0</b>	<b>0</b>	<b>0</b>	<b>0</b>	<b>17</b>
10:00	23	5	4	3	0	0	0	35	3	3	0	0	0	0	0	6
10:15	18	6	2	2	0	0	0	28	3	1	0	0	0	0	0	4
10:30	16	2	1	1	0	0	0	20	4	2	1	0	0	0	0	7
10:45	16	4	1	1	0	1	0	23	2	0	0	0	0	0	0	2
<b>H/TOT</b>	<b>73</b>	<b>17</b>	<b>8</b>	<b>7</b>	<b>0</b>	<b>1</b>	<b>0</b>	<b>106</b>	<b>12</b>	<b>6</b>	<b>1</b>	<b>0</b>	<b>0</b>	<b>0</b>	<b>0</b>	<b>19</b>
11:00	16	3	2	1	0	0	0	22	2	0	0	0	0	0	0	2
11:15	16	9	2	1	0	0	0	28	1	1	0	0	0	0	0	2
11:30	19	6	3	1	0	0	0	29	3	0	0	0	0	0	0	3
11:45	18	5	4	2	0	1	0	30	3	0	1	0	0	0	0	4
<b>H/TOT</b>	<b>69</b>	<b>23</b>	<b>11</b>	<b>5</b>	<b>0</b>	<b>1</b>	<b>0</b>	<b>109</b>	<b>9</b>	<b>1</b>	<b>1</b>	<b>0</b>	<b>0</b>	<b>0</b>	<b>0</b>	<b>11</b>
12:00	9	3	1	1	0	0	0	14	3	1	1	0	0	0	0	5
12:15	14	5	2	0	0	0	0	21	4	1	1	0	0	0	0	6
12:30	24	8	4	0	0	0	0	36	3	3	1	0	0	0	0	7
12:45	25	6	0	0	0	0	0	31	4	3	0	0	0	0	0	7
<b>H/TOT</b>	<b>72</b>	<b>22</b>	<b>7</b>	<b>1</b>	<b>0</b>	<b>0</b>	<b>0</b>	<b>102</b>	<b>14</b>	<b>8</b>	<b>3</b>	<b>0</b>	<b>0</b>	<b>0</b>	<b>0</b>	<b>25</b>
13:00	20	9	3	0	0	0	0	32	9	2	0	0	0	0	0	11
13:15	13	2	0	1	0	0	0	16	3	0	0	0	0	0	0	3
13:30	19	0	2	0	0	0	0	21	6	2	0	0	0	0	0	8
13:45	17	5	2	4	0	0	0	28	2	1	0	0	0	0	0	3
<b>H/TOT</b>	<b>69</b>	<b>16</b>	<b>7</b>	<b>5</b>	<b>0</b>	<b>0</b>	<b>0</b>	<b>97</b>	<b>20</b>	<b>5</b>	<b>0</b>	<b>0</b>	<b>0</b>	<b>0</b>	<b>0</b>	<b>25</b>
14:00	18	5	2	1	0	1	0	27	5	1	0	0	0	0	0	6
14:15	17	11	0	1	0	3	0	32	4	2	0	0	0	0	0	6
14:30	21	10	1	0	0	0	0	32	1	0	0	0	0	0	0	1
14:45	12	9	2	1	0	0	0	24	6	1	0	0	0	0	0	7
<b>H/TOT</b>	<b>68</b>	<b>35</b>	<b>5</b>	<b>3</b>	<b>0</b>	<b>4</b>	<b>0</b>	<b>115</b>	<b>16</b>	<b>4</b>	<b>0</b>	<b>0</b>	<b>0</b>	<b>0</b>	<b>0</b>	<b>20</b>
15:00	17	13	3	0	0	0	0	33	3	0	0	1	0	0	0	4
15:15	11	4	4	1	0	0	0	20	1	3	1	0	0	0	0	5
15:30	25	10	4	1	0	1	0	41	5	1	0	0	0	0	0	6
15:45	23	3	2	0	0	1	0	29	1	1	0	0	0	0	0	2
<b>H/TOT</b>	<b>76</b>	<b>30</b>	<b>13</b>	<b>2</b>	<b>0</b>	<b>2</b>	<b>0</b>	<b>123</b>	<b>10</b>	<b>5</b>	<b>1</b>	<b>1</b>	<b>0</b>	<b>0</b>	<b>0</b>	<b>17</b>
16:00	21	13	2	2	0	0	0	38	5	0	0	0	0	0	0	5
16:15	27	11	1	1	0	0	0	40	4	2	0	0	0	0	0	6
16:30	19	8	2	0	0	0	0	29	3	1	0	0	0	0	0	4
16:45	24	3	1	0	0	1	0	29	6	0	0	0	0	0	0	6
<b>H/TOT</b>	<b>91</b>	<b>35</b>	<b>6</b>	<b>3</b>	<b>0</b>	<b>1</b>	<b>0</b>	<b>136</b>	<b>18</b>	<b>3</b>	<b>0</b>	<b>0</b>	<b>0</b>	<b>0</b>	<b>0</b>	<b>21</b>
17:00	24	5	2	0	0	0	0	31	6	1	0	0	0	0	0	7
17:15	26	2	1	1	0	0	0	30	2	0	0	0	0	0	0	2
17:30	21	2	0	0	0	1	0	24	4	0	0	0	0	0	0	4
17:45	20	4	0	0	0	0	0	24	3	0	0	0	0	1	0	4
<b>H/TOT</b>	<b>91</b>	<b>13</b>	<b>3</b>	<b>1</b>	<b>0</b>	<b>1</b>	<b>0</b>	<b>109</b>	<b>15</b>	<b>1</b>	<b>0</b>	<b>0</b>	<b>0</b>	<b>1</b>	<b>0</b>	<b>17</b>
18:00	16	6	1	0	0	0	0	23	5	0	0	0	0	0	0	5
18:15	14	4	1	1	0	0	0	20	3	0	0	0	0	0	0	3
18:30	13	2	0	0	0	0	0	15	2	1	0	0	0	0	0	3
18:45	9	4	3	1	0	0	0	17	1	1	0	1	0	0	0	3
<b>H/TOT</b>	<b>52</b>	<b>16</b>	<b>5</b>	<b>2</b>	<b>0</b>	<b>0</b>	<b>0</b>	<b>75</b>	<b>11</b>	<b>2</b>	<b>0</b>	<b>1</b>	<b>0</b>	<b>0</b>	<b>0</b>	<b>14</b>
<b>F/TOT</b>	<b>965</b>	<b>329</b>	<b>88</b>	<b>40</b>	<b>0</b>	<b>14</b>	<b>0</b>	<b>1436</b>	<b>145</b>	<b>51</b>	<b>10</b>	<b>3</b>	<b>0</b>	<b>1</b>	<b>0</b>	<b>210</b>

**MANUAL CLASSIFIED COUNTS**

JOB REF: 10520

JOB NAME: BAYNARDS GREEN

SITE: 1

LOCATION: A43 (N) / B4100 (E) / A43 (S)



DATE: 23/06/2021

DAY: WEDNESDAY

TIME	TO ARM A								FROM ARM A							
	A43 (N)								A43 (N)							
	CAR	LGV	OGV1	OGV2	PSV	MCL	PCL	TOT	CAR	LGV	OGV1	OGV2	PSV	MCL	PCL	TOT
07:00	179	55	8	40	1	1	0	284	252	128	35	31	1	0	0	447
07:15	191	53	20	31	1	2	0	298	261	110	23	31	0	5	0	430
07:30	201	50	16	23	0	3	0	293	259	91	32	42	0	2	0	426
07:45	223	50	17	32	0	3	0	325	261	97	32	41	0	4	0	435
<b>H/TOT</b>	<b>794</b>	<b>208</b>	<b>61</b>	<b>126</b>	<b>2</b>	<b>9</b>	<b>0</b>	<b>1200</b>	<b>1033</b>	<b>426</b>	<b>122</b>	<b>145</b>	<b>1</b>	<b>11</b>	<b>0</b>	<b>1738</b>
08:00	275	55	19	33	1	2	0	385	255	71	31	46	1	1	0	405
08:15	262	42	23	52	1	0	0	380	261	61	40	38	0	2	0	402
08:30	201	34	19	30	1	0	1	286	275	77	38	27	1	0	0	418
08:45	195	44	12	39	1	0	0	291	243	69	29	39	2	2	0	384
<b>H/TOT</b>	<b>933</b>	<b>175</b>	<b>73</b>	<b>154</b>	<b>4</b>	<b>2</b>	<b>1</b>	<b>1342</b>	<b>1034</b>	<b>278</b>	<b>138</b>	<b>150</b>	<b>4</b>	<b>5</b>	<b>0</b>	<b>1609</b>
09:00	166	40	15	34	1	2	0	258	223	64	18	56	0	2	0	363
09:15	124	49	19	37	1	0	0	230	220	49	27	43	2	0	0	341
09:30	159	40	25	56	1	5	0	286	194	53	23	44	2	2	0	318
09:45	158	59	26	42	1	0	0	286	187	47	19	32	1	1	0	287
<b>H/TOT</b>	<b>607</b>	<b>188</b>	<b>85</b>	<b>169</b>	<b>4</b>	<b>7</b>	<b>0</b>	<b>1060</b>	<b>824</b>	<b>213</b>	<b>87</b>	<b>175</b>	<b>5</b>	<b>5</b>	<b>0</b>	<b>1309</b>
10:00	149	44	23	36	0	1	0	253	175	48	17	36	0	2	0	278
10:15	180	55	22	41	0	3	0	301	206	40	26	27	0	0	0	299
10:30	173	56	16	48	0	0	0	293	229	39	22	53	0	3	0	346
10:45	188	55	25	45	1	3	0	317	160	43	21	25	2	0	0	251
<b>H/TOT</b>	<b>690</b>	<b>210</b>	<b>86</b>	<b>170</b>	<b>1</b>	<b>7</b>	<b>0</b>	<b>1164</b>	<b>770</b>	<b>170</b>	<b>86</b>	<b>141</b>	<b>2</b>	<b>5</b>	<b>0</b>	<b>1174</b>
11:00	152	40	30	41	0	0	0	263	177	48	14	48	0	0	0	287
11:15	201	45	17	38	0	1	0	302	192	42	22	35	1	0	0	292
11:30	197	48	29	42	1	0	0	317	194	37	18	36	1	2	0	288
11:45	189	49	27	36	1	1	0	303	173	41	19	44	1	1	0	279
<b>H/TOT</b>	<b>739</b>	<b>182</b>	<b>103</b>	<b>157</b>	<b>2</b>	<b>2</b>	<b>0</b>	<b>1185</b>	<b>736</b>	<b>168</b>	<b>73</b>	<b>163</b>	<b>3</b>	<b>3</b>	<b>0</b>	<b>1146</b>
12:00	140	44	18	33	1	0	0	236	184	42	22	33	0	1	0	282
12:15	191	41	17	39	1	1	0	290	166	40	23	36	2	3	0	270
12:30	189	53	26	39	2	2	0	311	205	37	15	42	0	2	0	301
12:45	178	51	28	48	2	3	0	310	183	47	21	44	1	2	0	298
<b>H/TOT</b>	<b>698</b>	<b>189</b>	<b>89</b>	<b>159</b>	<b>6</b>	<b>6</b>	<b>0</b>	<b>1147</b>	<b>738</b>	<b>166</b>	<b>81</b>	<b>155</b>	<b>3</b>	<b>8</b>	<b>0</b>	<b>1151</b>
13:00	187	65	39	30	1	2	0	324	166	37	13	43	1	0	0	260
13:15	195	79	26	45	1	1	0	347	143	48	20	36	1	1	0	249
13:30	205	72	34	42	1	1	0	355	166	50	22	35	0	1	0	274
13:45	178	54	21	42	2	0	0	297	139	40	17	47	1	2	0	246
<b>H/TOT</b>	<b>765</b>	<b>270</b>	<b>120</b>	<b>159</b>	<b>5</b>	<b>4</b>	<b>0</b>	<b>1323</b>	<b>614</b>	<b>175</b>	<b>72</b>	<b>161</b>	<b>3</b>	<b>4</b>	<b>0</b>	<b>1029</b>
14:00	182	57	31	36	2	2	0	310	153	41	21	36	0	0	0	251
14:15	217	58	40	43	0	1	0	359	167	42	17	33	1	0	0	260
14:30	190	58	16	36	0	1	0	301	193	46	13	52	0	4	0	308
14:45	195	87	20	31	0	2	0	335	194	56	22	30	1	1	1	305
<b>H/TOT</b>	<b>784</b>	<b>260</b>	<b>107</b>	<b>146</b>	<b>2</b>	<b>6</b>	<b>0</b>	<b>1305</b>	<b>707</b>	<b>185</b>	<b>73</b>	<b>151</b>	<b>2</b>	<b>5</b>	<b>1</b>	<b>1124</b>
15:00	198	74	15	38	2	1	0	328	177	48	17	34	0	4	0	280
15:15	231	73	17	33	0	1	0	355	207	43	14	34	1	0	0	299
15:30	214	77	24	27	0	3	0	345	171	45	16	38	0	6	0	276
15:45	238	81	15	33	0	3	0	370	206	52	14	37	0	3	0	312
<b>H/TOT</b>	<b>881</b>	<b>305</b>	<b>71</b>	<b>131</b>	<b>2</b>	<b>8</b>	<b>0</b>	<b>1398</b>	<b>761</b>	<b>188</b>	<b>61</b>	<b>143</b>	<b>1</b>	<b>13</b>	<b>0</b>	<b>1167</b>
16:00	276	110	24	29	2	3	0	444	229	35	7	26	0	4	0	301
16:15	267	93	21	28	0	2	0	411	234	53	15	31	1	0	0	334
16:30	289	97	22	41	0	0	0	449	269	61	28	31	1	1	0	391
16:45	288	108	23	38	0	1	0	458	268	38	14	28	5	0	0	353
<b>H/TOT</b>	<b>1120</b>	<b>408</b>	<b>90</b>	<b>136</b>	<b>2</b>	<b>6</b>	<b>0</b>	<b>1762</b>	<b>1000</b>	<b>187</b>	<b>64</b>	<b>116</b>	<b>7</b>	<b>5</b>	<b>0</b>	<b>1379</b>
17:00	339	85	18	30	2	3	0	477	322	50	10	28	0	2	0	412
17:15	354	74	21	34	1	1	0	485	300	40	6	29	0	0	0	375
17:30	318	79	18	31	1	5	0	452	233	39	7	18	2	3	0	302
17:45	340	68	14	31	2	3	0	458	264	34	8	28	1	0	0	335
<b>H/TOT</b>	<b>1351</b>	<b>306</b>	<b>71</b>	<b>126</b>	<b>6</b>	<b>12</b>	<b>0</b>	<b>1872</b>	<b>1119</b>	<b>163</b>	<b>31</b>	<b>103</b>	<b>3</b>	<b>5</b>	<b>0</b>	<b>1424</b>
18:00	338	64	16	45	0	3	0	466	243	22	10	30	2	1	0	308
18:15	288	47	12	23	1	3	0	374	225	33	4	26	0	3	0	291
18:30	271	45	7	22	1	1	0	347	184	34	6	22	1	2	0	249
18:45	238	34	14	43	0	0	0	329	155	18	6	23	0	0	0	202
<b>H/TOT</b>	<b>1135</b>	<b>190</b>	<b>49</b>	<b>133</b>	<b>2</b>	<b>7</b>	<b>0</b>	<b>1515</b>	<b>887</b>	<b>107</b>	<b>26</b>	<b>101</b>	<b>3</b>	<b>6</b>	<b>0</b>	<b>1050</b>
<b>F/TOT</b>	<b>10497</b>	<b>2891</b>	<b>1005</b>	<b>1766</b>	<b>38</b>	<b>76</b>	<b>1</b>	<b>16274</b>	<b>10143</b>	<b>2426</b>	<b>914</b>	<b>1704</b>	<b>37</b>	<b>75</b>	<b>1</b>	<b>15300</b>



**MANUAL CLASSIFIED COUNTS**



JOB REF: 10520

JOB NAME: BAYNARDS GREEN

SITE: 1

LOCATION: A43 (N) / B4100 (E) / A43 (S)

DATE: 23/06/2021

DAY: WEDNESDAY

TIME	TO ARM B B4100 (E)							TOT	FROM ARM B B4100 (E)							TOT
	CAR	LGV	OGV1	OGV2	PSV	MCL	PCL		CAR	LGV	OGV1	OGV2	PSV	MCL	PCL	
07:00	118	46	5	5	1	1	0	176	58	16	2	0	2	2	0	80
07:15	138	43	9	5	0	1	0	196	86	20	4	2	3	0	0	115
07:30	145	59	4	4	0	1	0	213	94	28	6	3	0	3	0	134
07:45	185	33	5	4	0	0	0	227	74	22	4	2	1	1	0	104
<b>H/TOT</b>	<b>586</b>	<b>181</b>	<b>23</b>	<b>18</b>	<b>1</b>	<b>3</b>	<b>0</b>	<b>812</b>	<b>312</b>	<b>86</b>	<b>16</b>	<b>7</b>	<b>6</b>	<b>6</b>	<b>0</b>	<b>433</b>
08:00	126	31	8	4	1	1	0	171	89	14	6	5	0	0	0	114
08:15	147	52	6	8	0	3	0	216	109	20	4	2	1	0	0	136
08:30	137	24	10	4	1	1	0	177	100	10	3	4	0	0	0	117
08:45	135	16	7	9	0	0	0	167	78	15	4	5	1	0	0	103
<b>H/TOT</b>	<b>545</b>	<b>123</b>	<b>31</b>	<b>25</b>	<b>2</b>	<b>5</b>	<b>0</b>	<b>731</b>	<b>376</b>	<b>59</b>	<b>17</b>	<b>16</b>	<b>2</b>	<b>0</b>	<b>0</b>	<b>470</b>
09:00	100	15	6	4	1	0	0	126	55	18	2	4	0	1	0	80
09:15	102	14	7	3	3	0	0	129	57	12	3	4	2	0	0	78
09:30	78	24	3	5	0	1	0	111	55	24	10	3	0	1	0	93
09:45	72	21	2	4	0	0	0	99	44	16	3	6	1	0	0	70
<b>H/TOT</b>	<b>352</b>	<b>74</b>	<b>18</b>	<b>16</b>	<b>4</b>	<b>1</b>	<b>0</b>	<b>465</b>	<b>211</b>	<b>70</b>	<b>18</b>	<b>17</b>	<b>3</b>	<b>2</b>	<b>0</b>	<b>321</b>
10:00	61	13	4	4	0	2	1	85	43	13	4	2	0	1	0	63
10:15	71	13	7	3	0	0	0	94	60	17	5	3	0	1	0	86
10:30	83	12	4	5	0	1	0	105	54	17	3	6	0	1	0	81
10:45	52	27	9	4	0	1	0	93	52	13	3	7	0	0	0	75
<b>H/TOT</b>	<b>267</b>	<b>65</b>	<b>24</b>	<b>16</b>	<b>0</b>	<b>4</b>	<b>1</b>	<b>377</b>	<b>209</b>	<b>60</b>	<b>15</b>	<b>18</b>	<b>0</b>	<b>3</b>	<b>0</b>	<b>305</b>
11:00	86	21	5	3	0	5	0	120	43	13	6	3	0	1	0	66
11:15	76	18	6	5	1	0	0	106	63	14	6	4	0	1	0	88
11:30	72	20	10	3	0	0	0	105	51	18	4	4	0	1	0	78
11:45	51	27	6	3	0	1	0	88	56	12	8	3	1	0	0	80
<b>H/TOT</b>	<b>285</b>	<b>86</b>	<b>27</b>	<b>14</b>	<b>1</b>	<b>6</b>	<b>0</b>	<b>419</b>	<b>213</b>	<b>57</b>	<b>24</b>	<b>14</b>	<b>1</b>	<b>3</b>	<b>0</b>	<b>312</b>
12:00	68	17	6	4	0	3	0	98	50	20	5	9	0	0	0	84
12:15	60	13	3	2	1	3	0	82	61	11	1	3	0	0	0	76
12:30	67	19	5	4	0	1	0	96	66	16	5	2	0	1	0	90
12:45	64	21	7	6	0	2	0	100	45	16	5	2	1	1	0	70
<b>H/TOT</b>	<b>259</b>	<b>70</b>	<b>21</b>	<b>16</b>	<b>1</b>	<b>9</b>	<b>0</b>	<b>376</b>	<b>222</b>	<b>63</b>	<b>16</b>	<b>16</b>	<b>1</b>	<b>2</b>	<b>0</b>	<b>320</b>
13:00	59	18	8	5	0	0	0	90	61	18	10	2	0	2	0	93
13:15	76	15	2	2	0	1	0	96	76	20	8	7	0	3	0	114
13:30	61	22	8	4	0	0	0	95	87	18	4	2	2	0	0	113
13:45	57	17	6	1	1	1	0	83	65	13	1	6	0	0	0	85
<b>H/TOT</b>	<b>253</b>	<b>72</b>	<b>24</b>	<b>12</b>	<b>1</b>	<b>2</b>	<b>0</b>	<b>364</b>	<b>289</b>	<b>69</b>	<b>23</b>	<b>17</b>	<b>2</b>	<b>5</b>	<b>0</b>	<b>405</b>
14:00	72	14	6	5	0	0	0	97	75	21	9	9	3	2	0	119
14:15	75	20	4	3	1	1	0	104	93	17	5	3	1	0	0	119
14:30	61	17	2	1	0	2	0	83	71	19	4	3	1	1	0	99
14:45	78	21	3	2	1	0	1	106	80	19	3	4	0	2	0	108
<b>H/TOT</b>	<b>286</b>	<b>72</b>	<b>15</b>	<b>11</b>	<b>2</b>	<b>3</b>	<b>1</b>	<b>390</b>	<b>319</b>	<b>76</b>	<b>21</b>	<b>19</b>	<b>5</b>	<b>5</b>	<b>0</b>	<b>445</b>
15:00	77	18	8	2	0	4	0	109	74	33	4	1	2	0	0	114
15:15	90	14	4	0	0	0	0	108	93	26	2	4	2	1	0	128
15:30	78	21	5	2	3	0	0	109	98	34	4	2	1	1	0	140
15:45	84	15	2	3	2	0	0	106	80	24	6	2	0	2	0	114
<b>H/TOT</b>	<b>329</b>	<b>68</b>	<b>19</b>	<b>7</b>	<b>5</b>	<b>4</b>	<b>0</b>	<b>432</b>	<b>345</b>	<b>117</b>	<b>16</b>	<b>9</b>	<b>5</b>	<b>4</b>	<b>0</b>	<b>496</b>
16:00	96	17	2	4	2	2	0	123	96	37	2	2	0	0	0	137
16:15	98	26	5	3	3	1	0	136	125	26	5	1	0	1	0	158
16:30	108	22	8	0	0	2	0	140	111	31	5	1	1	1	0	150
16:45	117	14	0	1	1	0	0	133	144	22	4	1	0	0	0	171
<b>H/TOT</b>	<b>419</b>	<b>79</b>	<b>15</b>	<b>8</b>	<b>6</b>	<b>5</b>	<b>0</b>	<b>532</b>	<b>476</b>	<b>116</b>	<b>16</b>	<b>5</b>	<b>1</b>	<b>2</b>	<b>0</b>	<b>616</b>
17:00	121	13	1	1	0	1	0	137	130	19	3	3	0	4	1	160
17:15	119	11	4	2	0	1	0	137	155	22	2	2	1	2	1	185
17:30	104	17	3	1	1	5	0	131	166	21	3	6	1	1	0	198
17:45	108	9	2	3	1	0	0	123	143	13	1	0	0	2	0	159
<b>H/TOT</b>	<b>452</b>	<b>50</b>	<b>10</b>	<b>7</b>	<b>2</b>	<b>7</b>	<b>0</b>	<b>528</b>	<b>594</b>	<b>75</b>	<b>9</b>	<b>11</b>	<b>2</b>	<b>9</b>	<b>2</b>	<b>702</b>
18:00	103	9	3	1	2	4	0	122	119	17	4	0	0	1	0	141
18:15	87	11	1	7	0	1	0	107	128	24	2	2	1	0	0	157
18:30	77	11	2	2	0	1	0	93	93	12	0	2	1	2	0	110
18:45	56	5	2	1	0	0	0	64	88	9	1	2	0	0	0	100
<b>H/TOT</b>	<b>323</b>	<b>36</b>	<b>8</b>	<b>11</b>	<b>2</b>	<b>6</b>	<b>0</b>	<b>386</b>	<b>428</b>	<b>62</b>	<b>7</b>	<b>6</b>	<b>2</b>	<b>3</b>	<b>0</b>	<b>508</b>
<b>F/TOT</b>	<b>4356</b>	<b>976</b>	<b>235</b>	<b>161</b>	<b>27</b>	<b>55</b>	<b>2</b>	<b>5812</b>	<b>3994</b>	<b>910</b>	<b>198</b>	<b>155</b>	<b>30</b>	<b>44</b>	<b>2</b>	<b>5333</b>

**MANUAL CLASSIFIED COUNTS**



JOB REF: 10520

JOB NAME: BAYNARDS GREEN

SITE: 1

LOCATION: A43 (N) / B4100 (E) / A43 (S)

DATE: 23/06/2021

DAY: WEDNESDAY

TIME	TO ARM C A43 (S)								FROM ARM C A43 (S)							
	CAR	LGV	OGV1	OGV2	PSV	MCL	PCL	TOT	CAR	LGV	OGV1	OGV2	PSV	MCL	PCL	TOT
07:00	211	111	33	29	0	0	0	384	181	74	12	45	0	0	0	312
07:15	244	101	21	30	0	6	0	402	189	64	20	32	1	3	0	309
07:30	237	70	31	42	0	2	0	382	182	59	12	26	0	2	0	281
07:45	213	89	33	40	0	4	0	379	247	51	18	32	0	2	0	350
<b>H/TOT</b>	<b>905</b>	<b>371</b>	<b>118</b>	<b>141</b>	<b>0</b>	<b>12</b>	<b>0</b>	<b>1547</b>	<b>799</b>	<b>248</b>	<b>62</b>	<b>135</b>	<b>1</b>	<b>7</b>	<b>0</b>	<b>1252</b>
08:00	232	63	31	49	0	1	0	376	262	56	22	33	1	2	0	376
08:15	226	41	37	35	0	1	0	340	251	50	20	54	1	1	0	377
08:30	237	75	32	29	1	0	0	374	202	41	20	32	1	0	0	296
08:45	199	72	25	38	1	1	0	336	186	49	15	41	0	0	0	291
<b>H/TOT</b>	<b>894</b>	<b>251</b>	<b>125</b>	<b>151</b>	<b>2</b>	<b>3</b>	<b>0</b>	<b>1426</b>	<b>901</b>	<b>196</b>	<b>77</b>	<b>160</b>	<b>3</b>	<b>3</b>	<b>0</b>	<b>1340</b>
09:00	207	56	23	58	0	1	0	345	171	41	16	38	1	1	0	258
09:15	185	55	24	44	1	1	0	310	135	59	20	35	0	0	0	249
09:30	167	47	25	43	2	3	0	287	167	41	24	56	1	4	0	293
09:45	165	39	21	32	1	1	0	259	169	54	28	42	0	0	0	293
<b>H/TOT</b>	<b>724</b>	<b>197</b>	<b>93</b>	<b>177</b>	<b>4</b>	<b>6</b>	<b>0</b>	<b>1201</b>	<b>642</b>	<b>195</b>	<b>88</b>	<b>171</b>	<b>2</b>	<b>5</b>	<b>0</b>	<b>1103</b>
10:00	179	43	21	39	0	0	0	282	148	37	21	40	0	0	0	246
10:15	196	44	24	27	0	0	0	291	185	48	23	39	0	2	0	297
10:30	202	42	19	50	0	2	0	315	184	62	21	48	0	0	0	315
10:45	156	40	16	28	1	1	0	242	182	61	28	43	1	4	0	319
<b>H/TOT</b>	<b>733</b>	<b>169</b>	<b>80</b>	<b>144</b>	<b>1</b>	<b>3</b>	<b>0</b>	<b>1130</b>	<b>699</b>	<b>208</b>	<b>93</b>	<b>170</b>	<b>1</b>	<b>6</b>	<b>0</b>	<b>1177</b>
11:00	151	43	14	47	0	0	0	255	161	49	30	44	0	0	0	284
11:15	174	45	26	38	0	0	0	283	200	49	21	39	0	1	0	310
11:30	182	42	18	36	1	2	0	281	186	53	35	40	1	0	0	315
11:45	185	38	21	43	1	2	0	290	180	59	26	37	0	1	0	303
<b>H/TOT</b>	<b>692</b>	<b>168</b>	<b>79</b>	<b>164</b>	<b>2</b>	<b>4</b>	<b>0</b>	<b>1109</b>	<b>727</b>	<b>210</b>	<b>112</b>	<b>160</b>	<b>1</b>	<b>2</b>	<b>0</b>	<b>1212</b>
12:00	151	40	21	35	0	0	0	247	148	47	19	30	1	0	0	245
12:15	152	38	25	35	1	3	0	254	177	45	20	39	1	1	0	283
12:30	196	41	18	38	0	2	0	295	185	56	31	39	2	3	0	316
12:45	178	45	18	42	1	1	0	285	186	56	29	48	1	1	0	321
<b>H/TOT</b>	<b>677</b>	<b>164</b>	<b>82</b>	<b>150</b>	<b>2</b>	<b>6</b>	<b>0</b>	<b>1081</b>	<b>696</b>	<b>204</b>	<b>99</b>	<b>156</b>	<b>5</b>	<b>5</b>	<b>0</b>	<b>1165</b>
13:00	165	41	16	39	1	0	0	262	184	69	36	29	1	1	0	320
13:15	136	45	22	37	1	0	0	241	186	71	22	40	1	0	0	320
13:30	157	47	18	31	0	1	0	254	177	66	35	42	1	1	0	322
13:45	131	39	19	50	0	1	0	240	172	57	24	36	2	0	0	291
<b>H/TOT</b>	<b>589</b>	<b>172</b>	<b>75</b>	<b>157</b>	<b>2</b>	<b>2</b>	<b>0</b>	<b>997</b>	<b>719</b>	<b>263</b>	<b>117</b>	<b>147</b>	<b>5</b>	<b>2</b>	<b>0</b>	<b>1253</b>
14:00	141	44	17	37	0	1	0	240	165	51	25	35	2	1	0	279
14:15	156	45	15	31	0	3	0	250	187	63	40	41	0	1	0	332
14:30	182	52	12	49	0	2	0	297	182	64	17	33	0	1	0	297
14:45	177	51	25	31	0	1	0	285	186	79	22	30	0	0	0	317
<b>H/TOT</b>	<b>656</b>	<b>192</b>	<b>69</b>	<b>148</b>	<b>0</b>	<b>7</b>	<b>0</b>	<b>1072</b>	<b>720</b>	<b>257</b>	<b>104</b>	<b>139</b>	<b>2</b>	<b>3</b>	<b>0</b>	<b>1225</b>
15:00	171	58	16	33	0	2	0	280	195	67	18	35	1	2	0	318
15:15	172	40	16	34	1	0	0	263	207	66	19	32	0	0	0	324
15:30	166	54	20	35	0	7	0	282	184	78	24	26	0	5	0	317
15:45	196	49	16	35	0	3	0	299	227	73	16	31	0	2	0	349
<b>H/TOT</b>	<b>705</b>	<b>201</b>	<b>68</b>	<b>137</b>	<b>1</b>	<b>12</b>	<b>0</b>	<b>1124</b>	<b>813</b>	<b>284</b>	<b>77</b>	<b>124</b>	<b>1</b>	<b>9</b>	<b>0</b>	<b>1308</b>
16:00	214	48	8	28	0	4	0	302	265	92	26	30	3	3	0	419
16:15	234	54	12	30	1	0	0	331	251	85	18	28	0	2	0	384
16:30	246	60	25	32	2	0	0	365	256	84	22	42	0	1	0	405
16:45	254	37	12	29	4	1	0	337	273	101	25	36	0	0	0	435
<b>H/TOT</b>	<b>948</b>	<b>199</b>	<b>57</b>	<b>119</b>	<b>7</b>	<b>5</b>	<b>0</b>	<b>1335</b>	<b>1045</b>	<b>362</b>	<b>91</b>	<b>136</b>	<b>3</b>	<b>6</b>	<b>0</b>	<b>1643</b>
17:00	295	54	10	26	0	4	0	389	298	89	15	28	2	1	0	433
17:15	283	47	8	30	0	0	0	368	311	72	20	35	0	1	0	439
17:30	217	40	8	22	1	2	0	290	279	71	20	29	0	5	0	404
17:45	240	32	6	26	0	0	0	304	310	65	16	33	2	3	0	429
<b>H/TOT</b>	<b>1035</b>	<b>173</b>	<b>32</b>	<b>104</b>	<b>1</b>	<b>6</b>	<b>0</b>	<b>1351</b>	<b>1198</b>	<b>297</b>	<b>71</b>	<b>125</b>	<b>4</b>	<b>10</b>	<b>0</b>	<b>1705</b>
18:00	223	26	10	29	0	0	0	288	319	60	18	46	0	3	0	446
18:15	217	33	6	26	0	2	0	284	264	40	13	27	1	5	0	350
18:30	168	29	5	23	1	2	0	228	252	49	12	26	0	2	0	341
18:45	142	20	9	25	0	0	0	196	221	38	15	41	0	0	0	315
<b>H/TOT</b>	<b>750</b>	<b>108</b>	<b>30</b>	<b>103</b>	<b>1</b>	<b>4</b>	<b>0</b>	<b>996</b>	<b>1056</b>	<b>187</b>	<b>58</b>	<b>140</b>	<b>1</b>	<b>10</b>	<b>0</b>	<b>1452</b>
<b>F/TOT</b>	<b>9308</b>	<b>2365</b>	<b>908</b>	<b>1695</b>	<b>23</b>	<b>70</b>	<b>0</b>	<b>14369</b>	<b>10015</b>	<b>2911</b>	<b>1049</b>	<b>1763</b>	<b>29</b>	<b>68</b>	<b>0</b>	<b>15835</b>

**MANUAL CLASSIFIED COUNTS**



JOB REF: 10520

JOB NAME: BAYNARDS GREEN

SITE: 1

LOCATION: A43 (N) / B4100 (E) / A43 (S)

DATE: 23/06/2021

DAY: WEDNESDAY

TIME	TO ARM D B4100 (W)							FROM ARM D B4100 (W)								
	CAR	LGV	OGV1	OGV2	PSV	MCL	PCL	TOT	CAR	LGV	OGV1	OGV2	PSV	MCL	PCL	TOT
07:00	48	36	6	4	1	2	0	97	65	30	3	2	0	2	0	102
07:15	58	33	4	2	3	0	0	100	95	36	7	3	0	1	0	142
07:30	51	36	4	2	0	2	0	95	99	37	5	0	0	1	0	142
07:45	65	31	4	0	1	1	0	102	104	33	5	1	0	1	0	144
<b>H/TOT</b>	<b>222</b>	<b>136</b>	<b>18</b>	<b>8</b>	<b>5</b>	<b>5</b>	<b>0</b>	<b>394</b>	<b>363</b>	<b>136</b>	<b>20</b>	<b>6</b>	<b>0</b>	<b>5</b>	<b>0</b>	<b>530</b>
08:00	67	26	7	1	0	0	0	101	94	34	6	3	0	1	0	138
08:15	94	27	5	1	1	0	0	128	108	31	7	2	0	1	0	149
08:30	88	16	7	2	0	0	0	113	86	21	7	2	1	1	1	119
08:45	73	21	7	2	1	1	0	105	95	20	3	3	0	0	0	121
<b>H/TOT</b>	<b>322</b>	<b>90</b>	<b>26</b>	<b>6</b>	<b>2</b>	<b>1</b>	<b>0</b>	<b>447</b>	<b>383</b>	<b>106</b>	<b>23</b>	<b>10</b>	<b>1</b>	<b>3</b>	<b>1</b>	<b>527</b>
09:00	56	30	1	5	0	1	0	93	80	18	9	3	1	0	0	111
09:15	60	24	5	2	1	0	0	92	59	22	5	4	2	1	0	93
09:30	68	25	9	4	0	0	0	106	56	18	5	5	0	2	0	86
09:45	53	16	5	5	0	0	0	79	48	18	4	3	0	0	0	73
<b>H/TOT</b>	<b>237</b>	<b>95</b>	<b>20</b>	<b>16</b>	<b>1</b>	<b>1</b>	<b>0</b>	<b>370</b>	<b>243</b>	<b>76</b>	<b>23</b>	<b>15</b>	<b>3</b>	<b>3</b>	<b>0</b>	<b>363</b>
10:00	34	16	1	5	0	0	0	56	57	18	7	6	0	0	1	89
10:15	55	14	5	2	0	0	0	76	51	21	4	4	0	0	0	80
10:30	61	20	11	6	0	1	0	99	52	12	4	2	0	0	0	70
10:45	52	13	6	1	1	0	0	73	54	18	4	3	0	1	0	80
<b>H/TOT</b>	<b>202</b>	<b>63</b>	<b>23</b>	<b>14</b>	<b>1</b>	<b>1</b>	<b>0</b>	<b>304</b>	<b>214</b>	<b>69</b>	<b>19</b>	<b>15</b>	<b>0</b>	<b>1</b>	<b>1</b>	<b>319</b>
11:00	56	18	4	5	0	1	0	84	64	12	3	1	0	5	0	85
11:15	67	17	3	4	0	1	0	92	63	20	3	7	0	0	0	93
11:30	44	14	6	2	0	1	0	67	64	16	6	3	0	0	0	89
11:45	42	12	7	6	0	0	0	67	58	14	8	4	0	2	0	86
<b>H/TOT</b>	<b>209</b>	<b>61</b>	<b>20</b>	<b>17</b>	<b>0</b>	<b>3</b>	<b>0</b>	<b>310</b>	<b>249</b>	<b>62</b>	<b>20</b>	<b>15</b>	<b>0</b>	<b>7</b>	<b>0</b>	<b>353</b>
12:00	66	19	6	3	0	0	0	94	43	11	5	3	0	2	0	64
12:15	56	14	4	3	0	0	0	77	55	10	5	1	0	3	0	74
12:30	69	17	7	2	0	1	0	96	65	21	5	0	0	0	0	91
12:45	60	28	5	1	0	0	0	94	66	26	3	3	0	2	0	100
<b>H/TOT</b>	<b>251</b>	<b>78</b>	<b>22</b>	<b>9</b>	<b>0</b>	<b>1</b>	<b>0</b>	<b>361</b>	<b>229</b>	<b>68</b>	<b>18</b>	<b>7</b>	<b>0</b>	<b>7</b>	<b>0</b>	<b>329</b>
13:00	61	23	2	1	0	1	0	88	61	23	6	1	0	0	0	91
13:15	61	16	2	2	0	3	0	84	63	16	2	3	0	1	0	85
13:30	66	12	7	6	2	0	0	93	59	19	6	4	0	0	0	88
13:45	54	19	3	3	0	1	0	80	44	19	7	7	0	1	0	78
<b>H/TOT</b>	<b>242</b>	<b>70</b>	<b>14</b>	<b>12</b>	<b>2</b>	<b>5</b>	<b>0</b>	<b>345</b>	<b>227</b>	<b>77</b>	<b>21</b>	<b>15</b>	<b>0</b>	<b>2</b>	<b>0</b>	<b>342</b>
14:00	58	11	10	4	3	1	0	87	60	13	9	2	0	1	0	85
14:15	57	23	6	3	1	0	0	90	58	24	3	3	0	4	0	92
14:30	68	23	6	5	1	1	0	104	55	21	2	3	0	0	0	81
14:45	76	19	5	3	1	0	0	104	66	24	6	3	1	0	0	100
<b>H/TOT</b>	<b>259</b>	<b>76</b>	<b>27</b>	<b>15</b>	<b>6</b>	<b>2</b>	<b>0</b>	<b>385</b>	<b>239</b>	<b>82</b>	<b>20</b>	<b>11</b>	<b>1</b>	<b>5</b>	<b>0</b>	<b>358</b>
15:00	66	18	7	1	1	1	0	94	66	20	7	4	0	2	0	99
15:15	71	27	5	5	2	1	0	111	57	19	7	2	0	1	0	86
15:30	73	30	4	5	1	3	0	116	78	25	9	3	3	1	0	119
15:45	69	17	7	2	0	2	0	97	74	13	4	3	2	1	0	97
<b>H/TOT</b>	<b>279</b>	<b>92</b>	<b>23</b>	<b>13</b>	<b>4</b>	<b>7</b>	<b>0</b>	<b>418</b>	<b>275</b>	<b>77</b>	<b>27</b>	<b>12</b>	<b>5</b>	<b>5</b>	<b>0</b>	<b>401</b>
16:00	87	22	5	1	0	0	0	115	83	33	4	4	1	2	0	127
16:15	94	22	4	0	0	1	0	121	83	31	4	1	3	1	0	123
16:30	75	24	5	2	0	2	0	108	82	27	5	1	0	1	0	116
16:45	100	16	10	0	0	0	0	126	74	14	2	3	0	2	0	95
<b>H/TOT</b>	<b>356</b>	<b>84</b>	<b>24</b>	<b>3</b>	<b>0</b>	<b>3</b>	<b>0</b>	<b>470</b>	<b>322</b>	<b>105</b>	<b>15</b>	<b>9</b>	<b>4</b>	<b>6</b>	<b>0</b>	<b>461</b>
17:00	98	18	3	2	0	0	1	122	103	12	4	0	0	1	0	120
17:15	97	15	1	1	0	2	1	117	87	13	6	1	0	1	0	108
17:30	114	9	1	0	0	2	0	126	75	14	0	1	0	5	0	95
17:45	99	12	3	2	0	3	0	119	70	9	0	1	0	1	0	81
<b>H/TOT</b>	<b>408</b>	<b>54</b>	<b>8</b>	<b>5</b>	<b>0</b>	<b>7</b>	<b>2</b>	<b>484</b>	<b>335</b>	<b>48</b>	<b>10</b>	<b>3</b>	<b>0</b>	<b>8</b>	<b>0</b>	<b>404</b>
18:00	83	16	5	1	0	0	0	105	66	16	2	0	0	2	0	86
18:15	88	15	2	1	1	2	0	109	63	9	2	2	0	0	0	76
18:30	72	22	5	4	0	2	0	105	59	12	1	1	0	0	0	73
18:45	73	13	1	1	0	0	0	88	45	7	4	4	0	0	0	60
<b>H/TOT</b>	<b>316</b>	<b>66</b>	<b>13</b>	<b>7</b>	<b>1</b>	<b>4</b>	<b>0</b>	<b>407</b>	<b>233</b>	<b>44</b>	<b>9</b>	<b>7</b>	<b>0</b>	<b>2</b>	<b>0</b>	<b>295</b>
<b>P/TOT</b>	<b>3303</b>	<b>965</b>	<b>238</b>	<b>125</b>	<b>22</b>	<b>40</b>	<b>2</b>	<b>4695</b>	<b>3312</b>	<b>950</b>	<b>225</b>	<b>125</b>	<b>14</b>	<b>54</b>	<b>2</b>	<b>4682</b>

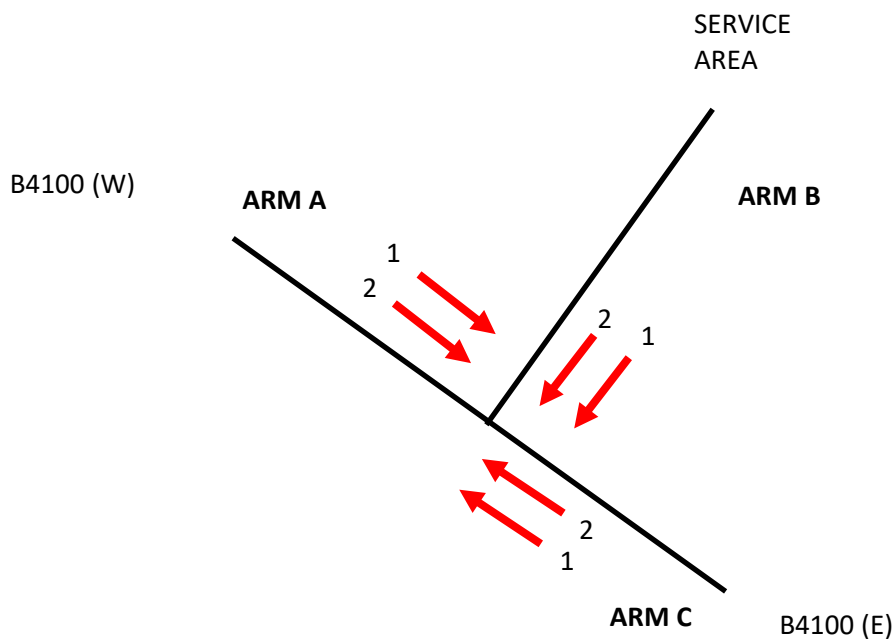

SITE: 2



DATE: 23/06/2021

LOCATION: B4100 / SERVICE AREA

DAY: WEDNESDAY



JOB TITLE: BAYNARDS GREEN

JOB NUMBER: 10520

# QUEUE LENGTHS

JOB REF: 10520



JOB NAME: BAYNARDS GREEN

SITE: 1

DATE: 23/06/2021

LOCATION: B4100 (W) / SERVICE AREA / B4100 (E)

DAY: WEDNESDAY

NOTE: Queue Lengths recorded by the maximum number of vehicles queuing at each 5-minute interval, by lane

TIME	ARM A B4100 (W)		ARM B SERVICE AREA		ARM C B4100 (E)	
	LANE 1	LANE 2	LANE 1	LANE 2	LANE 1	LANE 2
	07:00	0	0	2	0	0
07:05	0	0	1	0	0	2
07:10	0	0	3	0	0	2
07:15	0	0	5	0	0	1
07:20	4	0	5	0	0	1
07:25	0	0	3	0	0	2
07:30	0	0	3	0	0	0
07:35	0	0	2	0	0	1
07:40	0	0	1	0	0	2
07:45	0	0	3	0	0	1
07:50	2	0	2	0	0	1
07:55	0	0	2	0	0	0
08:00	1	0	1	0	0	1
08:05	0	0	1	0	0	0
08:10	11	0	3	0	0	1
08:15	4	2	3	0	0	1
08:20	10	1	4	0	0	1
08:25	7	1	2	0	0	2
08:30	9	0	4	0	0	2
08:35	0	0	2	0	0	2
08:40	0	0	2	0	0	1
08:45	0	0	1	1	0	2
08:50	0	0	1	1	0	1
08:55	0	0	1	0	0	1
09:00	0	0	2	0	0	1
09:05	0	0	1	1	0	2
09:10	2	0	2	0	0	2
09:15	0	0	0	0	0	0
09:20	0	0	2	0	0	0
09:25	0	0	2	0	0	3
09:30	0	0	1	0	0	0

TIME	ARM A B4100 (W)		ARM B SERVICE AREA		ARM C B4100 (E)	
	LANE 1	LANE 2	LANE 1	LANE 2	LANE 1	LANE 2
	16:00	5	0	6	0	0
16:05	11	0	5	0	0	1
16:10	13	0	4	0	0	0
16:15	4	0	2	0	0	2
16:20	6	0	3	0	0	0
16:25	4	0	2	0	0	0
16:30	0	0	2	0	0	0
16:35	0	0	3	0	0	1
16:40	3	0	1	0	0	2
16:45	0	0	0	0	0	1
16:50	0	0	1	0	0	2
16:55	0	0	5	0	0	1
17:00	0	0	6	0	0	1
17:05	10	0	2	0	0	1
17:10	11	0	6	0	0	1
17:15	3	0	5	0	0	0
17:20	0	0	2	1	0	1
17:25	0	0	2	1	0	0
17:30	2	0	2	0	0	0
17:35	0	0	1	0	0	1
17:40	0	0	3	0	0	0
17:45	0	0	2	0	0	0
17:50	3	0	1	0	0	4
17:55	0	0	1	0	0	0
18:00	0	0	1	0	0	0
18:05	0	0	3	0	0	1
18:10	0	0	1	0	0	1
18:15	0	0	3	0	0	1
18:20	0	0	2	1	0	1
18:25	0	0	1	1	0	1
18:30	0	0	2	1	0	0

# QUEUE LENGTHS

JOB REF: 10520

JOB NAME: BAYNARDS GREEN

SITE: 1

LOCATION: B4100 (W) / SERVICE AREA / B4100 (E)

NOTE: Queue Lengths recorded by the maximum number of vehicles queuing at each 5-minute interval, by lane



DATE: 23/06/2021

DAY: WEDNESDAY

TIME	ARM A B4100 (W)		ARM B SERVICE AREA		ARM C B4100 (E)	
	LANE 1	LANE 2	LANE 1	LANE 2	LANE 1	LANE 2
	09:35	0	0	0	0	0
09:40	0	0	1	0	0	0
09:45	0	0	4	1	0	0
09:50	0	0	0	0	0	0
09:55	0	0	1	0	0	0

TIME	ARM A B4100 (W)		ARM B SERVICE AREA		ARM C B4100 (E)	
	LANE 1	LANE 2	LANE 1	LANE 2	LANE 1	LANE 2
	18:35	0	0	2	0	0
18:40	0	0	0	0	0	1
18:45	0	0	2	0	0	1
18:50	0	0	0	0	0	0
18:55	0	0	3	0	0	1

**MANUAL CLASSIFIED COUNTS**



JOB REF: 10520

JOB NAME: BAYNARDS GREEN

SITE: 1

DATE: 23/06/2021

LOCATION: B4100 (W) / SERVICE AREA / B4100 (E)

DAY: WEDNESDAY

TIME	A TO B								A TO C							
	FROM B4100 (W) TO SERVICE AREA								FROM B4100 (W) TO B4100 (E)							
	CAR	LGV	OGV1	OGV2	PSV	MCL	PCL	TOT	CAR	LGV	OGV1	OGV2	PSV	MCL	PCL	TOT
07:00	3	1	0	0	0	0	0	4	43	10	1	1	0	3	0	58
07:15	9	3	2	0	0	0	0	14	81	15	4	0	0	0	0	100
07:30	3	0	0	0	0	0	0	3	76	20	2	0	0	1	0	99
07:45	5	3	1	0	0	1	0	10	91	14	3	0	0	1	0	109
<b>H/TOT</b>	<b>20</b>	<b>7</b>	<b>3</b>	<b>0</b>	<b>0</b>	<b>1</b>	<b>0</b>	<b>31</b>	<b>291</b>	<b>59</b>	<b>10</b>	<b>1</b>	<b>0</b>	<b>5</b>	<b>0</b>	<b>366</b>
08:00	7	3	0	0	0	0	0	10	68	15	5	1	0	0	0	89
08:15	6	1	0	1	0	0	0	8	75	16	4	1	0	1	0	97
08:30	4	3	1	1	0	0	0	9	54	10	4	3	1	2	0	74
08:45	11	4	0	0	0	0	0	15	69	10	2	1	0	0	0	82
<b>H/TOT</b>	<b>28</b>	<b>11</b>	<b>1</b>	<b>2</b>	<b>0</b>	<b>0</b>	<b>0</b>	<b>42</b>	<b>266</b>	<b>51</b>	<b>15</b>	<b>6</b>	<b>1</b>	<b>3</b>	<b>0</b>	<b>342</b>
09:00	4	2	0	0	0	0	0	6	44	9	4	1	0	1	0	59
09:15	2	3	2	1	0	0	0	8	46	7	3	2	2	0	0	60
09:30	1	0	0	2	0	0	0	3	33	9	2	2	0	1	0	47
09:45	0	1	1	0	0	0	0	2	31	6	2	3	0	0	0	42
<b>H/TOT</b>	<b>7</b>	<b>6</b>	<b>3</b>	<b>3</b>	<b>0</b>	<b>0</b>	<b>0</b>	<b>19</b>	<b>154</b>	<b>31</b>	<b>11</b>	<b>8</b>	<b>2</b>	<b>2</b>	<b>0</b>	<b>208</b>
<b>P/TOT</b>	<b>55</b>	<b>24</b>	<b>7</b>	<b>5</b>	<b>0</b>	<b>1</b>	<b>0</b>	<b>92</b>	<b>711</b>	<b>141</b>	<b>36</b>	<b>15</b>	<b>3</b>	<b>10</b>	<b>0</b>	<b>916</b>

TIME	A TO B								A TO C							
	FROM B4100 (W) TO SERVICE AREA								FROM B4100 (W) TO B4100 (E)							
	CAR	LGV	OGV1	OGV2	PSV	MCL	PCL	TOT	CAR	LGV	OGV1	OGV2	PSV	MCL	PCL	TOT
16:00	4	1	2	1	0	0	0	8	55	23	3	2	1	1	0	85
16:15	4	2	0	0	0	0	0	6	50	18	0	0	3	1	0	72
16:30	7	1	0	0	0	0	0	8	55	18	2	1	0	1	0	77
16:45	4	0	1	0	0	2	0	7	40	10	0	1	0	1	0	52
<b>H/TOT</b>	<b>19</b>	<b>4</b>	<b>3</b>	<b>1</b>	<b>0</b>	<b>2</b>	<b>0</b>	<b>29</b>	<b>200</b>	<b>69</b>	<b>5</b>	<b>4</b>	<b>4</b>	<b>4</b>	<b>0</b>	<b>286</b>
17:00	4	1	0	0	0	0	0	5	51	4	0	0	0	0	0	55
17:15	4	1	1	0	0	0	0	6	59	11	2	0	0	1	0	73
17:30	5	0	0	0	0	0	0	5	44	6	0	0	0	4	0	54
17:45	7	0	0	0	0	0	0	7	42	5	0	1	0	0	0	48
<b>H/TOT</b>	<b>20</b>	<b>2</b>	<b>1</b>	<b>0</b>	<b>0</b>	<b>0</b>	<b>0</b>	<b>23</b>	<b>196</b>	<b>26</b>	<b>2</b>	<b>1</b>	<b>0</b>	<b>5</b>	<b>0</b>	<b>230</b>
18:00	5	0	0	0	0	0	0	5	46	6	1	0	0	2	0	55
18:15	2	0	0	1	0	0	0	3	43	3	0	0	0	0	0	46
18:30	4	1	1	0	0	0	0	6	33	2	1	0	0	0	0	36
18:45	3	0	0	0	0	0	0	3	22	3	1	1	0	0	0	27
<b>H/TOT</b>	<b>14</b>	<b>1</b>	<b>1</b>	<b>1</b>	<b>0</b>	<b>0</b>	<b>0</b>	<b>17</b>	<b>144</b>	<b>14</b>	<b>3</b>	<b>1</b>	<b>0</b>	<b>2</b>	<b>0</b>	<b>164</b>
<b>P/TOT</b>	<b>53</b>	<b>7</b>	<b>5</b>	<b>2</b>	<b>0</b>	<b>2</b>	<b>0</b>	<b>69</b>	<b>540</b>	<b>109</b>	<b>10</b>	<b>6</b>	<b>4</b>	<b>11</b>	<b>0</b>	<b>680</b>

**MANUAL CLASSIFIED COUNTS**



JOB REF: 10520

JOB NAME: BAYNARDS GREEN

SITE: 1

DATE: 23/06/2021

LOCATION: B4100 (W) / SERVICE AREA / B4100 (E)

DAY: WEDNESDAY

TIME	B TO A FROM SERVICE AREA TO B4100 (W)								B TO C FROM SERVICE AREA TO B4100 (E)							
	CAR	LGV	OGV1	OGV2	PSV	MCL	PCL	TOT	CAR	LGV	OGV1	OGV2	PSV	MCL	PCL	TOT
07:00	0	1	0	0	0	0	0	1	28	16	2	2	0	1	0	49
07:15	2	1	0	0	0	0	0	3	20	17	2	4	0	0	0	43
07:30	0	1	0	0	0	0	0	1	29	13	3	0	0	1	0	46
07:45	1	0	1	0	0	0	0	2	16	18	2	1	0	0	0	37
<b>H/TOT</b>	<b>3</b>	<b>3</b>	<b>1</b>	<b>0</b>	<b>0</b>	<b>0</b>	<b>0</b>	<b>7</b>	<b>93</b>	<b>64</b>	<b>9</b>	<b>7</b>	<b>0</b>	<b>2</b>	<b>0</b>	<b>175</b>
08:00	0	0	0	0	0	0	0	0	23	21	1	1	0	2	0	48
08:15	0	0	0	0	0	0	0	0	32	13	4	1	0	0	0	50
08:30	3	1	0	0	0	0	0	4	29	12	2	0	0	0	0	43
08:45	3	4	0	0	0	0	0	7	24	10	1	2	0	0	0	37
<b>H/TOT</b>	<b>6</b>	<b>5</b>	<b>0</b>	<b>0</b>	<b>0</b>	<b>0</b>	<b>0</b>	<b>11</b>	<b>108</b>	<b>56</b>	<b>8</b>	<b>4</b>	<b>0</b>	<b>2</b>	<b>0</b>	<b>178</b>
09:00	1	1	0	0	0	0	0	2	30	9	6	1	0	0	0	46
09:15	2	0	2	0	0	0	0	4	16	18	3	3	0	1	0	41
09:30	0	1	1	0	0	0	0	2	19	6	2	2	0	0	0	29
09:45	4	0	0	0	0	0	0	4	18	11	2	1	0	0	0	32
<b>H/TOT</b>	<b>7</b>	<b>2</b>	<b>3</b>	<b>0</b>	<b>0</b>	<b>0</b>	<b>0</b>	<b>12</b>	<b>83</b>	<b>44</b>	<b>13</b>	<b>7</b>	<b>0</b>	<b>1</b>	<b>0</b>	<b>148</b>
<b>P/TOT</b>	<b>16</b>	<b>10</b>	<b>4</b>	<b>0</b>	<b>0</b>	<b>0</b>	<b>0</b>	<b>30</b>	<b>284</b>	<b>164</b>	<b>30</b>	<b>18</b>	<b>0</b>	<b>5</b>	<b>0</b>	<b>501</b>

TIME	B TO A FROM SERVICE AREA TO B4100 (W)								B TO C FROM SERVICE AREA TO B4100 (E)							
	CAR	LGV	OGV1	OGV2	PSV	MCL	PCL	TOT	CAR	LGV	OGV1	OGV2	PSV	MCL	PCL	TOT
16:00	1	1	0	0	0	0	0	2	32	11	2	2	0	1	0	48
16:15	1	0	0	0	0	0	0	1	28	12	2	2	0	0	0	44
16:30	1	0	0	0	0	0	0	1	28	11	1	0	0	0	0	40
16:45	0	0	0	0	0	0	0	0	28	7	2	2	0	1	0	40
<b>H/TOT</b>	<b>3</b>	<b>1</b>	<b>0</b>	<b>0</b>	<b>0</b>	<b>0</b>	<b>0</b>	<b>4</b>	<b>116</b>	<b>41</b>	<b>7</b>	<b>6</b>	<b>0</b>	<b>2</b>	<b>0</b>	<b>172</b>
17:00	1	0	0	0	0	0	0	1	53	10	5	0	0	1	0	69
17:15	4	1	1	0	0	0	0	6	25	4	2	1	0	0	0	32
17:30	1	1	1	0	0	0	0	3	28	2	1	1	0	1	0	33
17:45	1	0	0	0	0	0	0	1	30	1	0	0	0	1	0	32
<b>H/TOT</b>	<b>7</b>	<b>2</b>	<b>2</b>	<b>0</b>	<b>0</b>	<b>0</b>	<b>0</b>	<b>11</b>	<b>136</b>	<b>17</b>	<b>8</b>	<b>2</b>	<b>0</b>	<b>3</b>	<b>0</b>	<b>166</b>
18:00	3	0	1	0	0	0	0	4	23	10	1	0	0	0	0	34
18:15	1	0	1	0	0	0	0	2	22	8	2	2	0	0	0	34
18:30	3	0	1	0	0	2	0	6	21	7	0	1	0	0	0	29
18:45	3	0	0	0	0	0	0	3	24	4	4	3	0	0	0	35
<b>H/TOT</b>	<b>10</b>	<b>0</b>	<b>3</b>	<b>0</b>	<b>0</b>	<b>2</b>	<b>0</b>	<b>15</b>	<b>90</b>	<b>29</b>	<b>7</b>	<b>6</b>	<b>0</b>	<b>0</b>	<b>0</b>	<b>132</b>
<b>P/TOT</b>	<b>20</b>	<b>3</b>	<b>5</b>	<b>0</b>	<b>0</b>	<b>2</b>	<b>0</b>	<b>30</b>	<b>342</b>	<b>87</b>	<b>22</b>	<b>14</b>	<b>0</b>	<b>5</b>	<b>0</b>	<b>470</b>



**MANUAL CLASSIFIED COUNTS**



JOB REF: 10520

JOB NAME: BAYNARDS GREEN

SITE: 1

DATE: 23/06/2021

LOCATION: B4100 (W) / SERVICE AREA / B4100 (E)

DAY: WEDNESDAY

TIME	C TO A								C TO B							
	FROM B4100 (E) TO B4100 (W)								FROM B4100 (E) TO SERVICE AREA							
	CAR	LGV	OGV1	OGV2	PSV	MCL	PCL	TOT	CAR	LGV	OGV1	OGV2	PSV	MCL	PCL	TOT
07:00	23	12	4	1	1	0	0	41	22	24	2	3	0	1	0	52
07:15	35	15	0	1	3	0	0	54	23	16	4	1	0	0	0	44
07:30	37	24	3	0	0	1	0	65	16	14	1	1	0	1	0	33
07:45	40	17	3	0	0	1	0	61	20	16	1	1	0	1	0	39
<b>H/TOT</b>	<b>135</b>	<b>68</b>	<b>10</b>	<b>2</b>	<b>4</b>	<b>2</b>	<b>0</b>	<b>221</b>	<b>81</b>	<b>70</b>	<b>8</b>	<b>6</b>	<b>0</b>	<b>3</b>	<b>0</b>	<b>168</b>
08:00	48	10	6	0	0	0	0	64	22	18	1	0	0	0	0	41
08:15	58	14	2	2	1	0	0	77	37	11	3	0	0	0	0	51
08:30	62	8	4	1	0	0	0	75	26	3	3	1	0	0	0	33
08:45	48	12	3	1	0	1	0	65	27	10	3	1	0	1	0	42
<b>H/TOT</b>	<b>216</b>	<b>44</b>	<b>15</b>	<b>4</b>	<b>1</b>	<b>1</b>	<b>0</b>	<b>281</b>	<b>112</b>	<b>42</b>	<b>10</b>	<b>2</b>	<b>0</b>	<b>1</b>	<b>0</b>	<b>167</b>
09:00	40	15	1	3	0	1	0	60	19	14	0	2	0	0	0	35
09:15	37	14	3	0	1	0	0	55	24	12	2	2	0	0	0	40
09:30	42	17	6	2	0	0	0	67	24	10	3	1	0	0	0	38
09:45	31	9	4	2	0	0	0	46	16	11	1	1	0	0	0	29
<b>H/TOT</b>	<b>150</b>	<b>55</b>	<b>14</b>	<b>7</b>	<b>1</b>	<b>1</b>	<b>0</b>	<b>228</b>	<b>83</b>	<b>47</b>	<b>6</b>	<b>6</b>	<b>0</b>	<b>0</b>	<b>0</b>	<b>142</b>
<b>P/TOT</b>	<b>501</b>	<b>167</b>	<b>39</b>	<b>13</b>	<b>6</b>	<b>4</b>	<b>0</b>	<b>730</b>	<b>276</b>	<b>159</b>	<b>24</b>	<b>14</b>	<b>0</b>	<b>4</b>	<b>0</b>	<b>477</b>

TIME	C TO A								C TO B							
	FROM B4100 (E) TO B4100 (W)								FROM B4100 (E) TO SERVICE AREA							
	CAR	LGV	OGV1	OGV2	PSV	MCL	PCL	TOT	CAR	LGV	OGV1	OGV2	PSV	MCL	PCL	TOT
16:00	64	17	4	1	0	0	0	86	19	9	3	0	0	0	0	31
16:15	63	15	4	0	0	2	0	84	25	10	0	0	0	0	0	35
16:30	52	18	4	1	0	1	0	76	28	9	1	1	0	1	0	40
16:45	72	13	7	0	0	0	0	92	25	5	3	1	0	0	0	34
<b>H/TOT</b>	<b>251</b>	<b>63</b>	<b>19</b>	<b>2</b>	<b>0</b>	<b>3</b>	<b>0</b>	<b>338</b>	<b>97</b>	<b>33</b>	<b>7</b>	<b>2</b>	<b>0</b>	<b>1</b>	<b>0</b>	<b>140</b>
17:00	65	13	2	0	0	0	0	80	31	7	1	2	0	0	0	41
17:15	86	11	1	0	0	2	2	102	14	4	1	0	0	0	0	19
17:30	81	7	0	0	0	1	0	89	27	6	1	0	0	0	0	34
17:45	77	9	2	1	0	1	0	90	21	4	2	1	0	1	0	29
<b>H/TOT</b>	<b>309</b>	<b>40</b>	<b>5</b>	<b>1</b>	<b>0</b>	<b>4</b>	<b>2</b>	<b>361</b>	<b>93</b>	<b>21</b>	<b>5</b>	<b>3</b>	<b>0</b>	<b>1</b>	<b>0</b>	<b>123</b>
18:00	74	10	4	0	0	1	0	89	13	7	1	1	0	0	0	22
18:15	66	8	0	1	1	2	0	78	23	7	2	1	0	0	0	33
18:30	51	11	0	1	0	0	0	63	25	8	5	3	0	2	0	43
18:45	44	8	0	1	0	0	0	53	29	5	1	0	0	0	0	35
<b>H/TOT</b>	<b>235</b>	<b>37</b>	<b>4</b>	<b>3</b>	<b>1</b>	<b>3</b>	<b>0</b>	<b>283</b>	<b>90</b>	<b>27</b>	<b>9</b>	<b>5</b>	<b>0</b>	<b>2</b>	<b>0</b>	<b>133</b>
<b>P/TOT</b>	<b>795</b>	<b>140</b>	<b>28</b>	<b>6</b>	<b>1</b>	<b>10</b>	<b>2</b>	<b>982</b>	<b>280</b>	<b>81</b>	<b>21</b>	<b>10</b>	<b>0</b>	<b>4</b>	<b>0</b>	<b>396</b>

**MANUAL CLASSIFIED COUNTS**



JOB REF: 10520

JOB NAME: BAYNARDS GREEN

SITE: 1

DATE: 23/06/2021

LOCATION: B4100 (W) / SERVICE AREA / B4100 (E)

DAY: WEDNESDAY

TIME	TO ARM A B4100 (W)								FROM ARM A B4100 (W)							
	CAR	LGV	OGV1	OGV2	PSV	MCL	PCL	TOT	CAR	LGV	OGV1	OGV2	PSV	MCL	PCL	TOT
07:00	23	13	4	1	1	0	0	42	46	11	1	1	0	3	0	62
07:15	37	16	0	1	3	0	0	57	90	18	6	0	0	0	0	114
07:30	37	25	3	0	0	1	0	66	79	20	2	0	0	1	0	102
07:45	41	17	4	0	0	1	0	63	96	17	4	0	0	2	0	119
<b>H/TOT</b>	<b>138</b>	<b>71</b>	<b>11</b>	<b>2</b>	<b>4</b>	<b>2</b>	<b>0</b>	<b>228</b>	<b>311</b>	<b>66</b>	<b>13</b>	<b>1</b>	<b>0</b>	<b>6</b>	<b>0</b>	<b>397</b>
08:00	48	10	6	0	0	0	0	64	75	18	5	1	0	0	0	99
08:15	58	14	2	2	1	0	0	77	81	17	4	2	0	1	0	105
08:30	65	9	4	1	0	0	0	79	58	13	5	4	1	2	0	83
08:45	51	16	3	1	0	1	0	72	80	14	2	1	0	0	0	97
<b>H/TOT</b>	<b>222</b>	<b>49</b>	<b>15</b>	<b>4</b>	<b>1</b>	<b>1</b>	<b>0</b>	<b>292</b>	<b>294</b>	<b>62</b>	<b>16</b>	<b>8</b>	<b>1</b>	<b>3</b>	<b>0</b>	<b>384</b>
09:00	41	16	1	3	0	1	0	62	48	11	4	1	0	1	0	65
09:15	39	14	5	0	1	0	0	59	48	10	5	3	2	0	0	68
09:30	42	18	7	2	0	0	0	69	34	9	2	4	0	1	0	50
09:45	35	9	4	2	0	0	0	50	31	7	3	3	0	0	0	44
<b>H/TOT</b>	<b>157</b>	<b>57</b>	<b>17</b>	<b>7</b>	<b>1</b>	<b>1</b>	<b>0</b>	<b>240</b>	<b>161</b>	<b>37</b>	<b>14</b>	<b>11</b>	<b>2</b>	<b>2</b>	<b>0</b>	<b>227</b>
<b>P/TOT</b>	<b>517</b>	<b>177</b>	<b>43</b>	<b>13</b>	<b>6</b>	<b>4</b>	<b>0</b>	<b>760</b>	<b>766</b>	<b>165</b>	<b>43</b>	<b>20</b>	<b>3</b>	<b>11</b>	<b>0</b>	<b>1008</b>

TIME	TO ARM A B4100 (W)								FROM ARM A B4100 (W)							
	CAR	LGV	OGV1	OGV2	PSV	MCL	PCL	TOT	CAR	LGV	OGV1	OGV2	PSV	MCL	PCL	TOT
16:00	65	18	4	1	0	0	0	88	59	24	5	3	1	1	0	93
16:15	64	15	4	0	0	2	0	85	54	20	0	0	3	1	0	78
16:30	53	18	4	1	0	1	0	77	62	19	2	1	0	1	0	85
16:45	72	13	7	0	0	0	0	92	44	10	1	1	0	3	0	59
<b>H/TOT</b>	<b>254</b>	<b>64</b>	<b>19</b>	<b>2</b>	<b>0</b>	<b>3</b>	<b>0</b>	<b>342</b>	<b>219</b>	<b>73</b>	<b>8</b>	<b>5</b>	<b>4</b>	<b>6</b>	<b>0</b>	<b>315</b>
17:00	66	13	2	0	0	0	0	81	55	5	0	0	0	0	0	60
17:15	90	12	2	0	0	2	2	108	63	12	3	0	0	1	0	79
17:30	82	8	1	0	0	1	0	92	49	6	0	0	0	4	0	59
17:45	78	9	2	1	0	1	0	91	49	5	0	1	0	0	0	55
<b>H/TOT</b>	<b>316</b>	<b>42</b>	<b>7</b>	<b>1</b>	<b>0</b>	<b>4</b>	<b>2</b>	<b>372</b>	<b>216</b>	<b>28</b>	<b>3</b>	<b>1</b>	<b>0</b>	<b>5</b>	<b>0</b>	<b>253</b>
18:00	77	10	5	0	0	1	0	93	51	6	1	0	0	2	0	60
18:15	67	8	1	1	1	2	0	80	45	3	0	1	0	0	0	49
18:30	54	11	1	1	0	2	0	69	37	3	2	0	0	0	0	42
18:45	47	8	0	1	0	0	0	56	25	3	1	1	0	0	0	30
<b>H/TOT</b>	<b>245</b>	<b>37</b>	<b>7</b>	<b>3</b>	<b>1</b>	<b>5</b>	<b>0</b>	<b>298</b>	<b>158</b>	<b>15</b>	<b>4</b>	<b>2</b>	<b>0</b>	<b>2</b>	<b>0</b>	<b>181</b>
<b>P/TOT</b>	<b>815</b>	<b>143</b>	<b>33</b>	<b>6</b>	<b>1</b>	<b>12</b>	<b>2</b>	<b>1012</b>	<b>593</b>	<b>116</b>	<b>15</b>	<b>8</b>	<b>4</b>	<b>13</b>	<b>0</b>	<b>749</b>

**MANUAL CLASSIFIED COUNTS**



JOB REF: 10520

JOB NAME: BAYNARDS GREEN

SITE: 1

DATE: 23/06/2021

LOCATION: B4100 (W) / SERVICE AREA / B4100 (E)

DAY: WEDNESDAY

TIME	TO ARM B SERVICE AREA								FROM ARM B SERVICE AREA							
	CAR	LGV	OGV1	OGV2	PSV	MCL	PCL	TOT	CAR	LGV	OGV1	OGV2	PSV	MCL	PCL	TOT
07:00	25	25	2	3	0	1	0	56	28	17	2	2	0	1	0	50
07:15	32	19	6	1	0	0	0	58	22	18	2	4	0	0	0	46
07:30	19	14	1	1	0	1	0	36	29	14	3	0	0	1	0	47
07:45	25	19	2	1	0	2	0	49	17	18	3	1	0	0	0	39
<b>H/TOT</b>	<b>101</b>	<b>77</b>	<b>11</b>	<b>6</b>	<b>0</b>	<b>4</b>	<b>0</b>	<b>199</b>	<b>96</b>	<b>67</b>	<b>10</b>	<b>7</b>	<b>0</b>	<b>2</b>	<b>0</b>	<b>182</b>
08:00	29	21	1	0	0	0	0	51	23	21	1	1	0	2	0	48
08:15	43	12	3	1	0	0	0	59	32	13	4	1	0	0	0	50
08:30	30	6	4	2	0	0	0	42	32	13	2	0	0	0	0	47
08:45	38	14	3	1	0	1	0	57	27	14	1	2	0	0	0	44
<b>H/TOT</b>	<b>140</b>	<b>53</b>	<b>11</b>	<b>4</b>	<b>0</b>	<b>1</b>	<b>0</b>	<b>209</b>	<b>114</b>	<b>61</b>	<b>8</b>	<b>4</b>	<b>0</b>	<b>2</b>	<b>0</b>	<b>189</b>
09:00	23	16	0	2	0	0	0	41	31	10	6	1	0	0	0	48
09:15	26	15	4	3	0	0	0	48	18	18	5	3	0	1	0	45
09:30	25	10	3	3	0	0	0	41	19	7	3	2	0	0	0	31
09:45	16	12	2	1	0	0	0	31	22	11	2	1	0	0	0	36
<b>H/TOT</b>	<b>90</b>	<b>53</b>	<b>9</b>	<b>9</b>	<b>0</b>	<b>0</b>	<b>0</b>	<b>161</b>	<b>90</b>	<b>46</b>	<b>16</b>	<b>7</b>	<b>0</b>	<b>1</b>	<b>0</b>	<b>160</b>
<b>P/TOT</b>	<b>331</b>	<b>183</b>	<b>31</b>	<b>19</b>	<b>0</b>	<b>5</b>	<b>0</b>	<b>569</b>	<b>300</b>	<b>174</b>	<b>34</b>	<b>18</b>	<b>0</b>	<b>5</b>	<b>0</b>	<b>531</b>

TIME	TO ARM B SERVICE AREA								FROM ARM B SERVICE AREA							
	CAR	LGV	OGV1	OGV2	PSV	MCL	PCL	TOT	CAR	LGV	OGV1	OGV2	PSV	MCL	PCL	TOT
16:00	23	10	5	1	0	0	0	39	33	12	2	2	0	1	0	50
16:15	29	12	0	0	0	0	0	41	29	12	2	2	0	0	0	45
16:30	35	10	1	1	0	1	0	48	29	11	1	0	0	0	0	41
16:45	29	5	4	1	0	2	0	41	28	7	2	2	0	1	0	40
<b>H/TOT</b>	<b>116</b>	<b>37</b>	<b>10</b>	<b>3</b>	<b>0</b>	<b>3</b>	<b>0</b>	<b>169</b>	<b>119</b>	<b>42</b>	<b>7</b>	<b>6</b>	<b>0</b>	<b>2</b>	<b>0</b>	<b>176</b>
17:00	35	8	1	2	0	0	0	46	54	10	5	0	0	1	0	70
17:15	18	5	2	0	0	0	0	25	29	5	3	1	0	0	0	38
17:30	32	6	1	0	0	0	0	39	29	3	2	1	0	1	0	36
17:45	28	4	2	1	0	1	0	36	31	1	0	0	0	1	0	33
<b>H/TOT</b>	<b>113</b>	<b>23</b>	<b>6</b>	<b>3</b>	<b>0</b>	<b>1</b>	<b>0</b>	<b>146</b>	<b>143</b>	<b>19</b>	<b>10</b>	<b>2</b>	<b>0</b>	<b>3</b>	<b>0</b>	<b>177</b>
18:00	18	7	1	1	0	0	0	27	26	10	2	0	0	0	0	38
18:15	25	7	2	2	0	0	0	36	23	8	3	2	0	0	0	36
18:30	29	9	6	3	0	2	0	49	24	7	1	1	0	2	0	35
18:45	32	5	1	0	0	0	0	38	27	4	4	3	0	0	0	38
<b>H/TOT</b>	<b>104</b>	<b>28</b>	<b>10</b>	<b>6</b>	<b>0</b>	<b>2</b>	<b>0</b>	<b>150</b>	<b>100</b>	<b>29</b>	<b>10</b>	<b>6</b>	<b>0</b>	<b>2</b>	<b>0</b>	<b>147</b>
<b>P/TOT</b>	<b>333</b>	<b>88</b>	<b>26</b>	<b>12</b>	<b>0</b>	<b>6</b>	<b>0</b>	<b>465</b>	<b>362</b>	<b>90</b>	<b>27</b>	<b>14</b>	<b>0</b>	<b>7</b>	<b>0</b>	<b>500</b>

**MANUAL CLASSIFIED COUNTS**



JOB REF: 10520

JOB NAME: BAYNARDS GREEN

SITE: 1

DATE: 23/06/2021

LOCATION: B4100 (W) / SERVICE AREA / B4100 (E)

DAY: WEDNESDAY

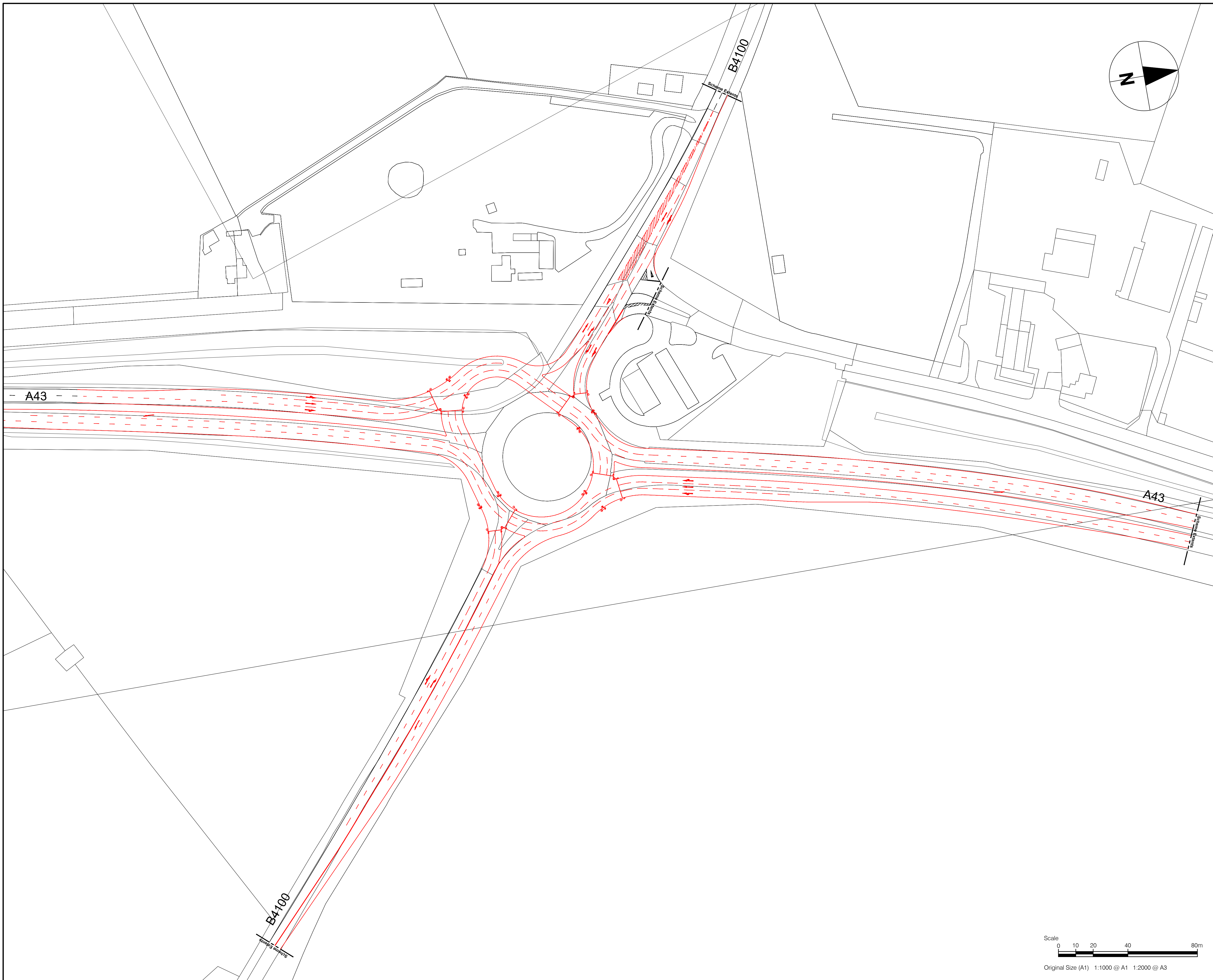
TIME	TO ARM C B4100 (E)								FROM ARM C B4100 (E)							
	CAR	LGV	OGV1	OGV2	PSV	MCL	PCL	TOT	CAR	LGV	OGV1	OGV2	PSV	MCL	PCL	TOT
07:00	71	26	3	3	0	4	0	107	45	36	6	4	1	1	0	93
07:15	101	32	6	4	0	0	0	143	58	31	4	2	3	0	0	98
07:30	105	33	5	0	0	2	0	145	53	38	4	1	0	2	0	98
07:45	107	32	5	1	0	1	0	146	60	33	4	1	0	2	0	100
<b>H/TOT</b>	<b>384</b>	<b>123</b>	<b>19</b>	<b>8</b>	<b>0</b>	<b>7</b>	<b>0</b>	<b>541</b>	<b>216</b>	<b>138</b>	<b>18</b>	<b>8</b>	<b>4</b>	<b>5</b>	<b>0</b>	<b>389</b>
08:00	91	36	6	2	0	2	0	137	70	28	7	0	0	0	0	105
08:15	107	29	8	2	0	1	0	147	95	25	5	2	1	0	0	128
08:30	83	22	6	3	1	2	0	117	88	11	7	2	0	0	0	108
08:45	93	20	3	3	0	0	0	119	75	22	6	2	0	2	0	107
<b>H/TOT</b>	<b>374</b>	<b>107</b>	<b>23</b>	<b>10</b>	<b>1</b>	<b>5</b>	<b>0</b>	<b>520</b>	<b>328</b>	<b>86</b>	<b>25</b>	<b>6</b>	<b>1</b>	<b>2</b>	<b>0</b>	<b>448</b>
09:00	74	18	10	2	0	1	0	105	59	29	1	5	0	1	0	95
09:15	62	25	6	5	2	1	0	101	61	26	5	2	1	0	0	95
09:30	52	15	4	4	0	1	0	76	66	27	9	3	0	0	0	105
09:45	49	17	4	4	0	0	0	74	47	20	5	3	0	0	0	75
<b>H/TOT</b>	<b>237</b>	<b>75</b>	<b>24</b>	<b>15</b>	<b>2</b>	<b>3</b>	<b>0</b>	<b>356</b>	<b>233</b>	<b>102</b>	<b>20</b>	<b>13</b>	<b>1</b>	<b>1</b>	<b>0</b>	<b>370</b>
<b>P/TOT</b>	<b>995</b>	<b>305</b>	<b>66</b>	<b>33</b>	<b>3</b>	<b>15</b>	<b>0</b>	<b>1417</b>	<b>777</b>	<b>326</b>	<b>63</b>	<b>27</b>	<b>6</b>	<b>8</b>	<b>0</b>	<b>1207</b>

TIME	TO ARM C B4100 (E)								FROM ARM C B4100 (E)							
	CAR	LGV	OGV1	OGV2	PSV	MCL	PCL	TOT	CAR	LGV	OGV1	OGV2	PSV	MCL	PCL	TOT
16:00	87	34	5	4	1	2	0	133	83	26	7	1	0	0	0	117
16:15	78	30	2	2	3	1	0	116	88	25	4	0	0	2	0	119
16:30	83	29	3	1	0	1	0	117	80	27	5	2	0	2	0	116
16:45	68	17	2	3	0	2	0	92	97	18	10	1	0	0	0	126
<b>H/TOT</b>	<b>316</b>	<b>110</b>	<b>12</b>	<b>10</b>	<b>4</b>	<b>6</b>	<b>0</b>	<b>458</b>	<b>348</b>	<b>96</b>	<b>26</b>	<b>4</b>	<b>0</b>	<b>4</b>	<b>0</b>	<b>478</b>
17:00	104	14	5	0	0	1	0	124	96	20	3	2	0	0	0	121
17:15	84	15	4	1	0	1	0	105	100	15	2	0	0	2	2	121
17:30	72	8	1	1	0	5	0	87	108	13	1	0	0	1	0	123
17:45	72	6	0	1	0	1	0	80	98	13	4	2	0	2	0	119
<b>H/TOT</b>	<b>332</b>	<b>43</b>	<b>10</b>	<b>3</b>	<b>0</b>	<b>8</b>	<b>0</b>	<b>396</b>	<b>402</b>	<b>61</b>	<b>10</b>	<b>4</b>	<b>0</b>	<b>5</b>	<b>2</b>	<b>484</b>
18:00	69	16	2	0	0	2	0	89	87	17	5	1	0	1	0	111
18:15	65	11	2	2	0	0	0	80	89	15	2	2	1	2	0	111
18:30	54	9	1	1	0	0	0	65	76	19	5	4	0	2	0	106
18:45	46	7	5	4	0	0	0	62	73	13	1	1	0	0	0	88
<b>H/TOT</b>	<b>234</b>	<b>43</b>	<b>10</b>	<b>7</b>	<b>0</b>	<b>2</b>	<b>0</b>	<b>296</b>	<b>325</b>	<b>64</b>	<b>13</b>	<b>8</b>	<b>1</b>	<b>5</b>	<b>0</b>	<b>416</b>
<b>P/TOT</b>	<b>882</b>	<b>196</b>	<b>32</b>	<b>20</b>	<b>4</b>	<b>16</b>	<b>0</b>	<b>1150</b>	<b>1075</b>	<b>221</b>	<b>49</b>	<b>16</b>	<b>1</b>	<b>14</b>	<b>2</b>	<b>1378</b>

**Appendix I**  
Traffic Flow Forecasts

**Appendix J**  
Growth Fund Scheme



**PROJECT**  
**M40 JUNCTION 10**  
**OPTION DEVELOPMENT**  
**& TESTING**



**CONSULTANT**  
 AECOM  
 The Colmore Building  
 Colmore Circus Queensway  
 Birmingham  
 0121 262 1900 tel 0121 262 1999 fax  
 www.aecom.com

**SCALE**  
 1:1000 @ A1, 1:2000 @ A3

**REGISTRATION**  
 ©Crown copyright. All rights reserved.  
 License Number 100019139

- NOTES**
1. THIS DRAWING IS TO BE READ IN CONJUNCTION WITH ALL OTHER RELEVANT DOCUMENTATION. ANY DISCREPANCIES, ERRORS OR OMISSIONS TO BE BROUGHT TO THE ATTENTION OF THE OVERSEEING ORGANISATION.
  2. ALL DIMENSIONS IN METRES UNLESS OTHERWISE STATED.
  3. ALL EXISTING ROAD MARKINGS SHOWN ARE INDICATIVE ONLY.
  4. SCHEME EXTENTS ARE INDICATIVE ONLY.
  5. THIS IS A CONCEPT DESIGN FOR INFORMATION ONLY. IT HAS YET TO BE ROAD SAFETY AUDITED. A PRINCIPAL DESIGNER HAS YET TO BE APPOINTED.

- KEY**
- PROPOSED SCHEME
  - PROPOSED SIGNAL HEAD (PRIMARY)
  - PROPOSED SIGNAL HEAD (SECONDARY)

IN DESIGN  
DEVELOPMENT

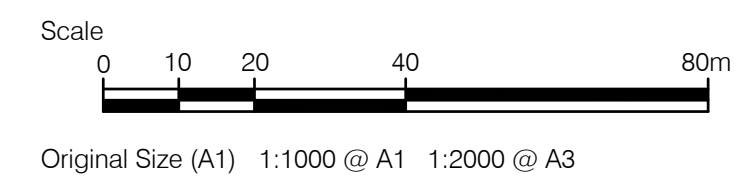
**ISSUE/REVISION**

I/R	DATE	DESCRIPTION
1	JAN 2018	OPTION DEVELOP. & TESTING

**PROJECT NUMBER**  
 60540307

**SHEET TITLE**  
 M40 JUNCTION 10  
 OPTION DEVELOPMENT & TESTING  
 SHEET 4 OF 5  
 BAYNARDS GREEN JUNCTION

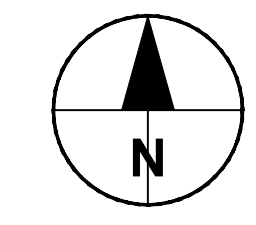
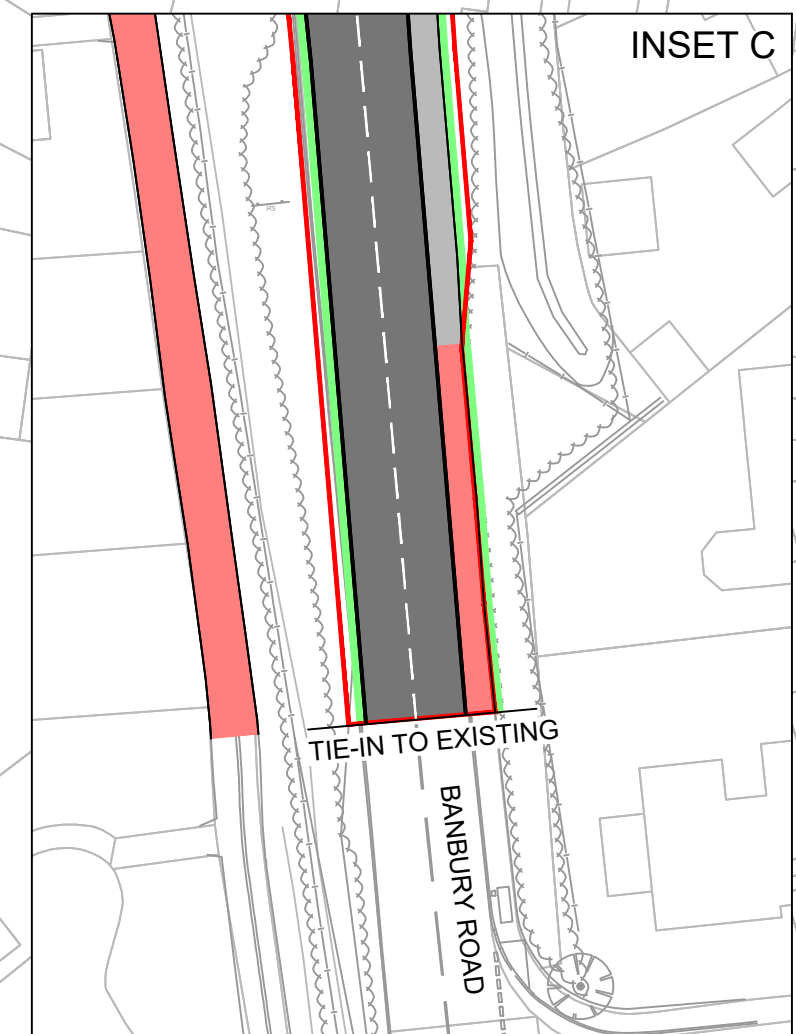
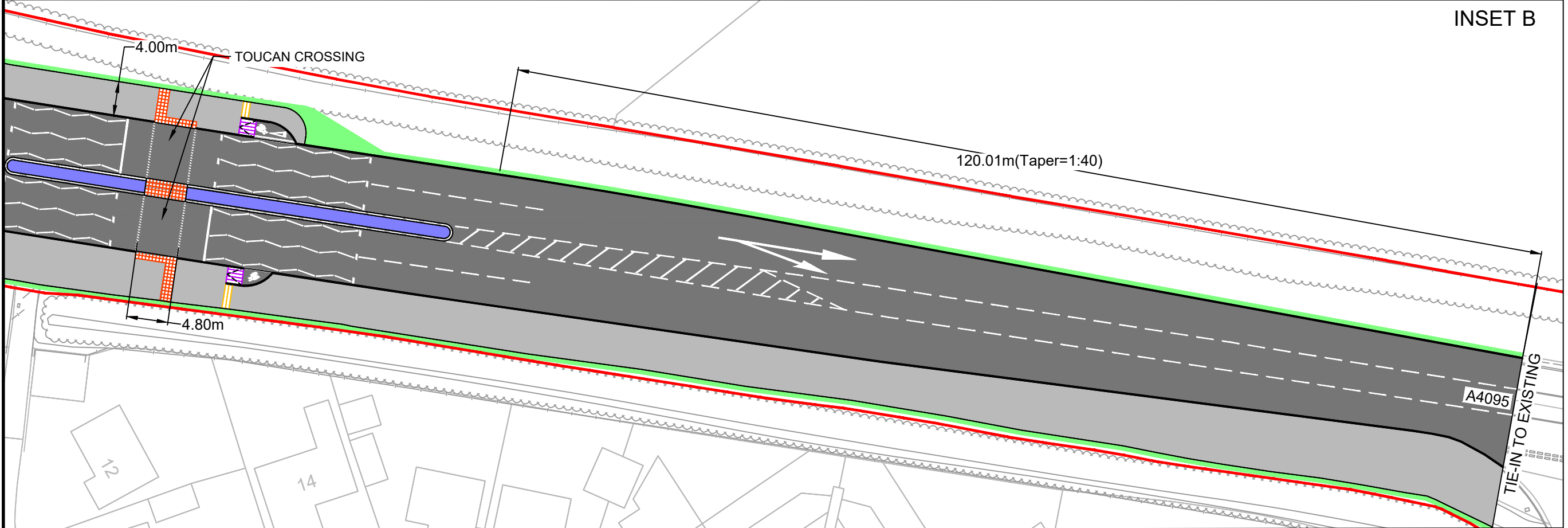
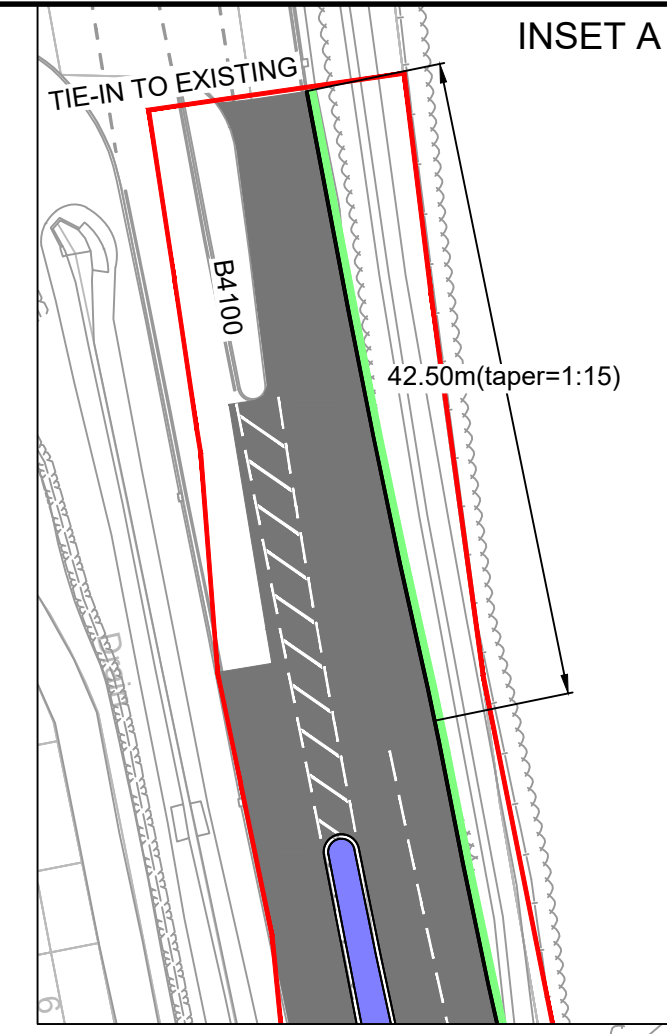
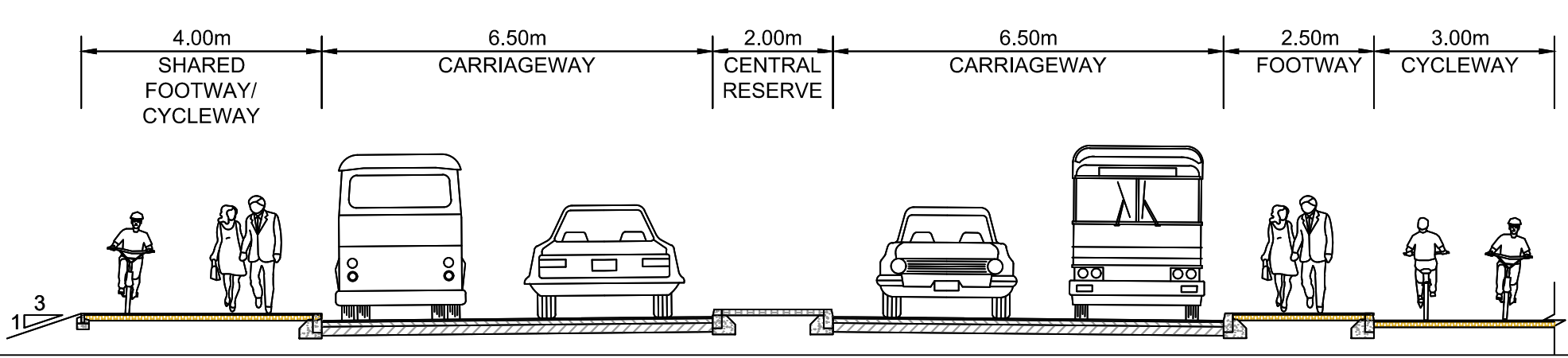
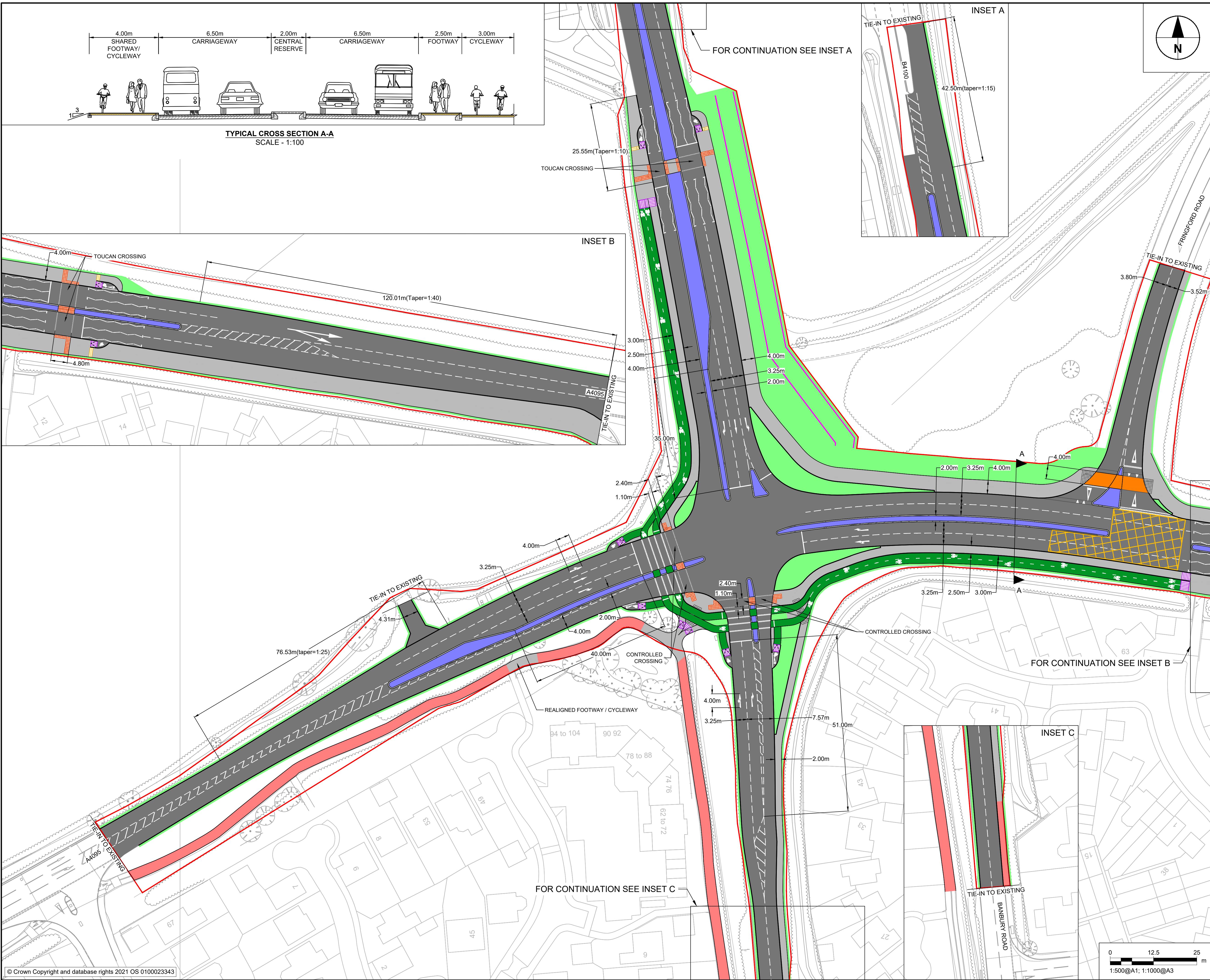
**SHEET NUMBER**  
 60540307-SHT-1-C-0005



This drawing has been prepared for the use of AECOM's client. It may not be used, modified, reproduced or relied upon by third parties, except as agreed by AECOM or as required by law. AECOM accepts no responsibility, and denies any liability whatsoever, to any party that uses or relies on this drawing without AECOM's express written consent. Do not scale this document. All measurements must be obtained from the stated dimensions.

**Appendix K**  
A4095-B4100 Improvement Options





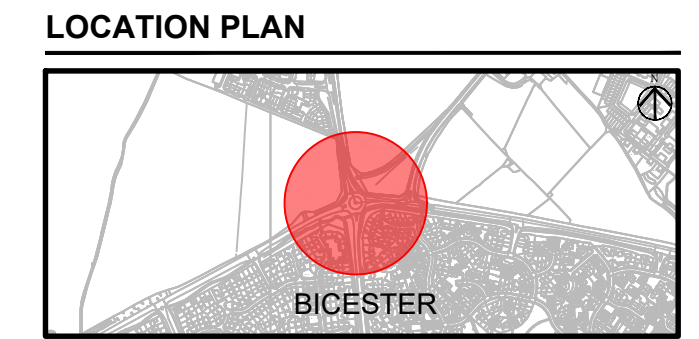
**KEY**

- PROPOSED CARRIAGEWAY AND RESURFACING
- INDICATIVE PROPOSED ROAD MARKINGS
- PROPOSED FOOTWAY / SHARED PATH
- PROPOSED UN-TRAFFICKED HARDSTANDING
- PROPOSED VERGE / LANDSCAPING
- EXISTING SHARED FOOTWAY / CYCLEWAY
- PROPOSED CYCLEWAY
- PROPOSED RAISED TABLE
- PROPOSED RED BLISTER TACTILE CONTROLLED CROSSING
- PROPOSED CONTRASTING COLOUR BLISTER TACTILE UN-CONTROLLED CROSSING
- PROPOSED CONTRASTING COLOUR CYCLE TRACK / FOOTWAY TACTILE
- PROPOSED CONTRASTING COLOUR CORDUROY HAZARD TACTILE

**ISSUE/REVISION**

NO.	DATE	DESCRIPTION
P01.4	29/06/21	First Issue

**ISSUE PURPOSE / SUITABILITY**  
INITIAL STATUS OR WIP



**PROJECT NUMBER**  
60650764

**SHEET TITLE**  
GENERAL ARRANGEMENT  
HYBRID OPTION

**SHEET NUMBER**  
60650764-ACM-HGN-ZZ-DR-HW-000014




**Appendix L**  
Road Safety Audit Brief

## 1. Project Summary

<b>Date</b>	3 <sup>rd</sup> August 2021
<b>Document Reference</b>	17213-05
<b>Prepared by</b>	David Tucker Associates
<b>On behalf of</b>	Albion Land

## Authorisation Sheet

<b>Project</b>	Land adjacent to M40 Junction 10
<b>Report Title</b>	Stage 1 Road Safety Audit Brief
<b>Prepared by</b>	Simon Parfitt
<b>Signed</b>	
<b>Organisation</b>	David Tucker Associates
<b>Date</b>	

2. General Details													
<b>Scheme Name</b>	Land adjacent to M40 Junction 10												
<b>Type of scheme</b>	Formation of new roundabout junctions to access 280,000m <sup>2</sup> GIA employment development												
<b>Stage of Audit required</b>  (please indicate one – further stages require another brief form)	<table style="width: 100%; border: none;"> <tr> <td style="text-align: center;"><b>Stage 1</b> Completion of Preliminary Design</td> <td style="text-align: center;"><input checked="" type="checkbox"/></td> <td style="text-align: center;"><b>Stage 3</b> Completion of construction</td> <td style="text-align: center;"><input type="checkbox"/></td> </tr> <tr> <td style="text-align: center;"><b>Combined Stage 1 / 2</b> No Prelim Design - progressed straight to Detailed Design</td> <td style="text-align: center;"><input type="checkbox"/></td> <td style="text-align: center;"><b>Stage 4</b> Monitoring at 12 or 36 months</td> <td style="text-align: center;"><input type="checkbox"/></td> </tr> <tr> <td style="text-align: center;"><b>Stage 2</b> Completion of Detailed Design</td> <td style="text-align: center;"><input type="checkbox"/></td> <td></td> <td></td> </tr> </table>	<b>Stage 1</b> Completion of Preliminary Design	<input checked="" type="checkbox"/>	<b>Stage 3</b> Completion of construction	<input type="checkbox"/>	<b>Combined Stage 1 / 2</b> No Prelim Design - progressed straight to Detailed Design	<input type="checkbox"/>	<b>Stage 4</b> Monitoring at 12 or 36 months	<input type="checkbox"/>	<b>Stage 2</b> Completion of Detailed Design	<input type="checkbox"/>		
<b>Stage 1</b> Completion of Preliminary Design	<input checked="" type="checkbox"/>	<b>Stage 3</b> Completion of construction	<input type="checkbox"/>										
<b>Combined Stage 1 / 2</b> No Prelim Design - progressed straight to Detailed Design	<input type="checkbox"/>	<b>Stage 4</b> Monitoring at 12 or 36 months	<input type="checkbox"/>										
<b>Stage 2</b> Completion of Detailed Design	<input type="checkbox"/>												
<b>Design Team contact details</b> (Name, Address, Email, and Tel No.)	<u>David Tucker Associates</u> Simon Parfitt sp@dtatransportation.co.uk Forester House, Doctors Lane, Henley in Arden, Warwickshire B95 5AW Tel : 01564 793598												
<b>Client / Project Sponsor contact details</b> (Name, Address, Email, and Tel No.)	<u>Albion Land</u>												
<b>Maintaining Agent contact details</b> (Name, Address, Email, and Tel No.)	<u>TBC</u>												
<b>Police contact details</b> (Required for Stage 3 Road Safety Audit)	N/A												
<b>Terms of Reference</b> (please stipulate which RSA standard is being applied to this Highway Improvement Scheme)	The RSA is to be conducted in strict accordance with the requirements of DMRB GG119 and the content of this RSA Audit Brief. The RSA Audit Team is to check the RSA Audit Brief and notify any missing information prior to commencement of the RSA.												
Safety Audit Team Membership (CVs available on request)													
<b>Team Leader</b>	Tim Blaney												
<b>Team Member</b>	Rachael Collins												
<b>Team Member (2)</b>	N/A												
<b>Observer</b>	N/A												
<b>Specialist Advisor</b>													

### 3. Scheme Description / Objective

<p><b>General Description</b> (include scheme purpose and construction start date)</p>	<p>The western site access will serve up to 180,000m<sup>2</sup> GFA B8 use. A three-arm roundabout junction is proposed in line with the requirements of DMRB CD116. Access to plots will be taken from an internal roundabout junction within the site. A bus layby will be provided on the link between the two site roundabouts.</p> <p>The eastern site access will serve up to 100,000m<sup>2</sup> GFA B8 use. A four-arm roundabout junction is proposed in line with the requirements of DMRB CD116. Access to plots will be taken from separate arms. A bus loop will be provided on the easternmost development access road.</p> <p>A pedestrian and cycle route will be provided between the B4100 accesses and will provide a safe route to and from the roadside services. The route has yet to be determined as this is likely to be incorporated into a wider HE improvement scheme at the Baynards Green roundabout. This is not therefore within the scope of this RSA.</p> <p>A further pedestrian and cycle route is proposed between the eastern roundabout and the NW Bicester development. The route has yet to be determined and is not within the scope of this RSA.</p>
<p><b>Design Standards Applied to the Scheme Design</b> (List any departures/relaxations from standard in Section 5)</p>	<p>DMRB CD109 + CD116 + MfS1/2</p>
<p><b>Design Speeds</b> (kph)</p>	<p>50kph for development spine road, 85kph for B4100 based on recorded 85<sup>th</sup> percentile speeds</p>
<p><b>Speed Limits</b> (State whether mandatory or advisory)</p>	<p>50mph speed limit applies to the A43 and B4100E. National speed limit applies to B4100W</p>
<p><b>Existing Traffic Flows / Queues</b></p>	<p>M40 carried circa 120,000 vehicles per day B4100 W carries circa 7,000 vehicles per day (3% HGV) B4100 E carried 12,500 vehicles per day (4% HGV). There is queueing during the peak periods on the roundabout approach. A43 – 34,000 vehicles average day (15% HGV). There is queueing on the junction approaches during the peak periods. On the northbound approach this can impact on the operation on upstream junctions.</p> <p>A traffic survey of the A43/B4100 roundabout has been undertaken (including queues) and the survey report is attached.</p>
<p><b>Forecast Traffic Flows</b></p>	<p>The western site access will serve up to 180,000m<sup>2</sup> GFA B8 use generating circa 4,800 vehicles per day (28% HGV). The eastern site access will serve up to 100,000m<sup>2</sup> B8 employment uses generating circa 2,700 vehicles per day (28% HGV).</p> <p>There is significant development planned within the wider area including NW Bicester, Upper Heyford and Great Wolf at Chesterton. Committed development demand represents 20%</p>

	growth on the A43 corridor; 16% on the B4100E and 8% on the B4100W.
<b>Pedestrian, cyclist and equestrian desire lines</b>	There are existing public rights of way within the western site. Some diversion of these routes is likely to be required. There are no existing formal crossings of A43 or B4100 in the vicinity of the site.
<b>Environmental Constraints</b>	None known
<b>4. Description of Locality</b> (Please include an attached location plan)	
<b>General Description</b>	<p>The site is located at Baynard's Green. Baynard's Green comprises a small number of dwelling houses, a roadside service area with a McDonalds restaurant and a farmstead which has been diversified into wider employment uses. The site and much of the adjacent land is arable farmed.</p> <p>Baynard's Green is located immediately to the north of M40 Junction 10. The M40 is a dual three lane motorway; the principal highway link between London and the West Midlands.</p> <p>The A43 is a dual two-lane carriageway road linking the M40 at Junction 10 and M1 at Junction 15A. The A43 bisects the site.</p> <p>The B4100 is a single carriageway road which runs parallel to the M40 linking Bicester to Banbury. The junction of A43 and B4100 is a four-arm priority roundabout.</p> <p>There were no incidents reported on the B4100W site frontage</p> <p>There were no additional reported incidents on the B4100E site frontage. There were slight incidents reported 500m to the east of the site and at the Hethe Road junction.</p>
<b>Factors Affecting Road Safety</b>	Proposed construction of roundabouts

#### 5. Collision Data Analysis

<b>PIC data details</b> (analysis period, data range, area analysed etc)	Personal injury collision data has been reviewed for the six year period 2015 – 2020. This period includes the pandemic when traffic flows were reduced to travel restrictions which were then in place.
<b>Summary of Collisions</b> (narrative record and PIC location plot to be included)	<p>At the B4100 / A43 roundabout there were thirteen reported incidents of which twelve were reported as of slight severity and one was of serious severity.</p> <p>Four incidents were reported at the B4100E entry / A43S exit all of which were slight severity.</p>

	<p>Four incidents were reported at the B4100W entry / A43N exit which were slight severity except for one of serious severity.</p> <p>Of the remaining five incidents, one incident was recorded on each of the B4100 approaches, one on the A43N approach. Further incidents were reported at the A43N entry and B4100W exit.</p> <p><b>Appendix A</b> includes the received plan showing the recorded PIC data for the last 5 year period.</p>
--	--

**6. Departures and Relaxations from Standards**

<b>General</b> (Please state if there are none)	None known at present
<b>List of Departures/Relaxations</b>	

**7. Previous Road Safety Audits, Design Team Responses and Exception Reports**  
(Please provide details, including Report title, Document ref, Date completed)

None
------

**8. Strategic Decisions: Items outside the scope of this Road Safety Audit**

N/A
-----

**9. List of Documents and Drawings provided for Audit**

<b>Documents</b> (Include Title, Document Ref and Revision)	17213-02B Scoping Study
<b>Drawings</b> (Include Title, Drawing No., Revision and Status)	<p>Cornish 20005-SK-029 Masterplan</p> <p>DTA Drawing 17213-09b Western Access</p> <p>DTA Drawing 17213-13e Eastern Access Post GF Scheme (information only)</p> <p>DTA Drawing 17213-16 Eastern Access</p>

**10. Checklist**  (provide reasons for those that have not been included/carried out)

<b>Scale layout plans</b>	<input checked="" type="checkbox"/>	<b>Site location plan</b>	<input checked="" type="checkbox"/>
<b>Previous RSA reports</b>	<input type="checkbox"/>	<b>Construction/typical details</b>	<input type="checkbox"/>

Traffic signal staging	<input type="checkbox"/>	Previous Response Reports	<input type="checkbox"/>
Road Traffic Collision Plot	<input checked="" type="checkbox"/>	List of Departures and Relaxations	<input type="checkbox"/>
Traffic Counts	<input checked="" type="checkbox"/>	Items outside the scope of RSA	<input type="checkbox"/>
Vehicle speed surveys	<input checked="" type="checkbox"/>	Design Speeds/speed limits	<input checked="" type="checkbox"/>
Walking, cycling and horse riding assessment and reviews	<input type="checkbox"/>	Adjacent land uses	<input type="checkbox"/>
Design standards used	<input checked="" type="checkbox"/>	Other factors that may impact on safety	<input checked="" type="checkbox"/>

**Additional Comments:**

The adjacent land uses are predominantly agricultural however there is a significant quantum of development planned within the Cherwell District including at NW Bicester (formerly Bicester Eco Town) and Upper Heyford.

Previous RSA Reports & response reports - There have been no previously approved RSA reports carried out for the scheme.

WCHAR – A draft WCHAR report has been prepared

Traffic Counts – survey data is attached at **Appendix C**.

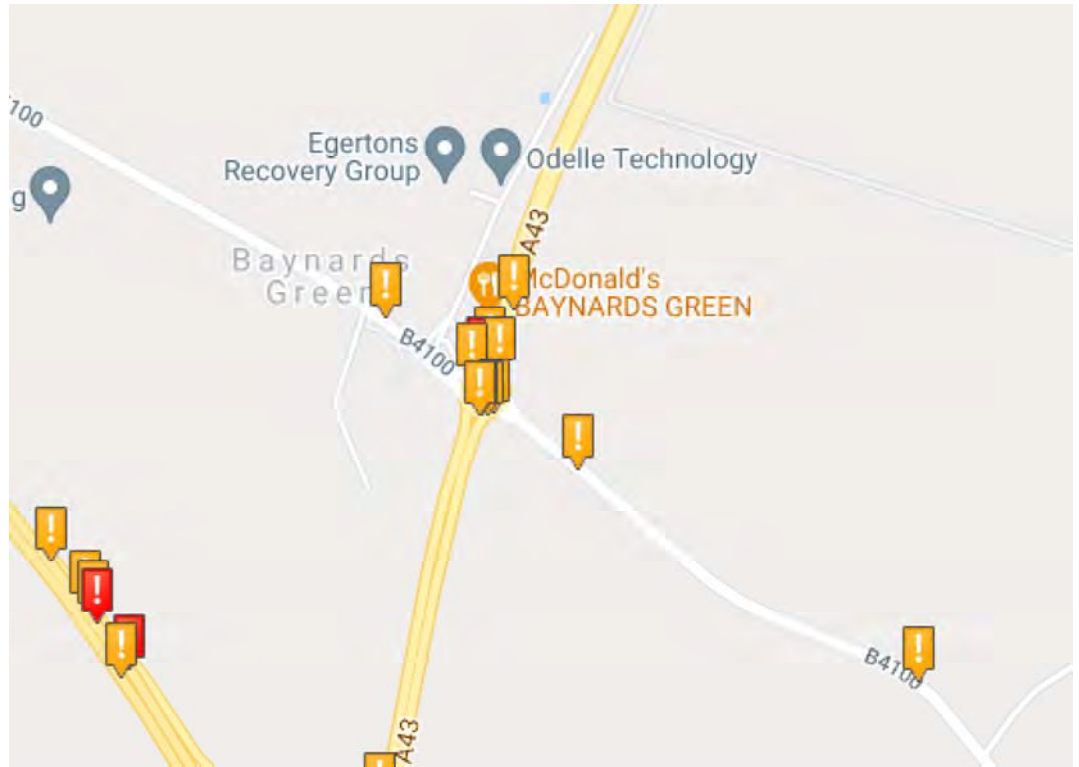
Construction Details – Construction details will be determined and agreed during the S278 detailed design process.

Items outside the scope of the RSA – HE is promoting the signalisation of the A43-B4100 roundabout to accommodate planned growth. The preliminary design is attached at **Appendix D**.



## Appendix A

PIC Map

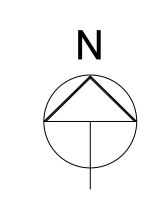


## **Appendix B**

### Drawings





— SITE BOUNDARY 

**NOTES**

Reproduced from the Ordnance Survey map with the permission of the Controller of Her Majesty's Stationery Office, © Crown Copyright.  
 C A Cornish & Associates Ltd Licence no LIG0908.  
 Do not scale. Work only to figured dimensions.  
 Subject to Statutory Approvals.  
 Subject to survey.  
 Subject to design development.  
 Where applicable this drawing is to be read in conjunction with other consultants drawings and with the specification.

Subject to fire engineering

Rev	Description	Chk	Date
B	Swales, pumping station & mound locations updated	AS	30/07/2021
A	Unit numbers corrected, PROW added	CS	26/07/2021

Peer House  
 8 -14 Verulam Street  
 London WC1X 8LZ  
 tel +44(0)20 7400 2120  
 enquiries@cornisharchitects.com  
 www.cornisharchitects.com



cornisharchitects

Project Title: **JUNCTION 10 M40**

Drawing Title: **PROPOSED SITE PLAN OPTION 8**

Drawing Status: **PRELIMINARY**

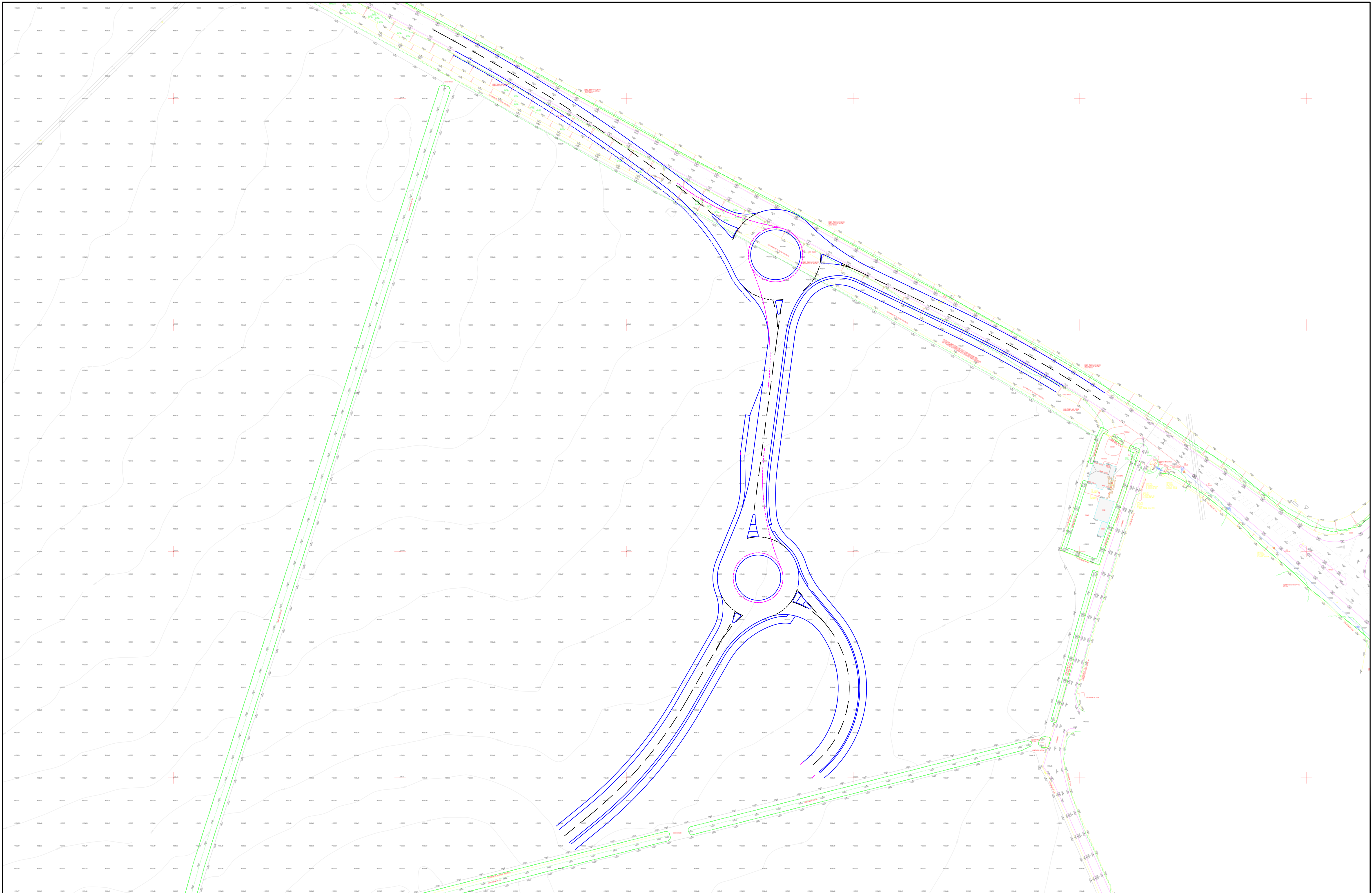
Scale: 0 20 metres 200

Drawn By: C S | Scale: 1:2500 @ A1 | Date: 23/07/2021 | Chk'd By: C S




Drawing No: **20005 - SK - 029** | Rev: **B**





Based upon the ORDNANCE SURVEY MAPS with the permission of THE CONTROLLER OF HER MAJESTY'S STATIONERY OFFICE,  
 © Crown Copyright AL 100030412  
 © David Tucker Associates

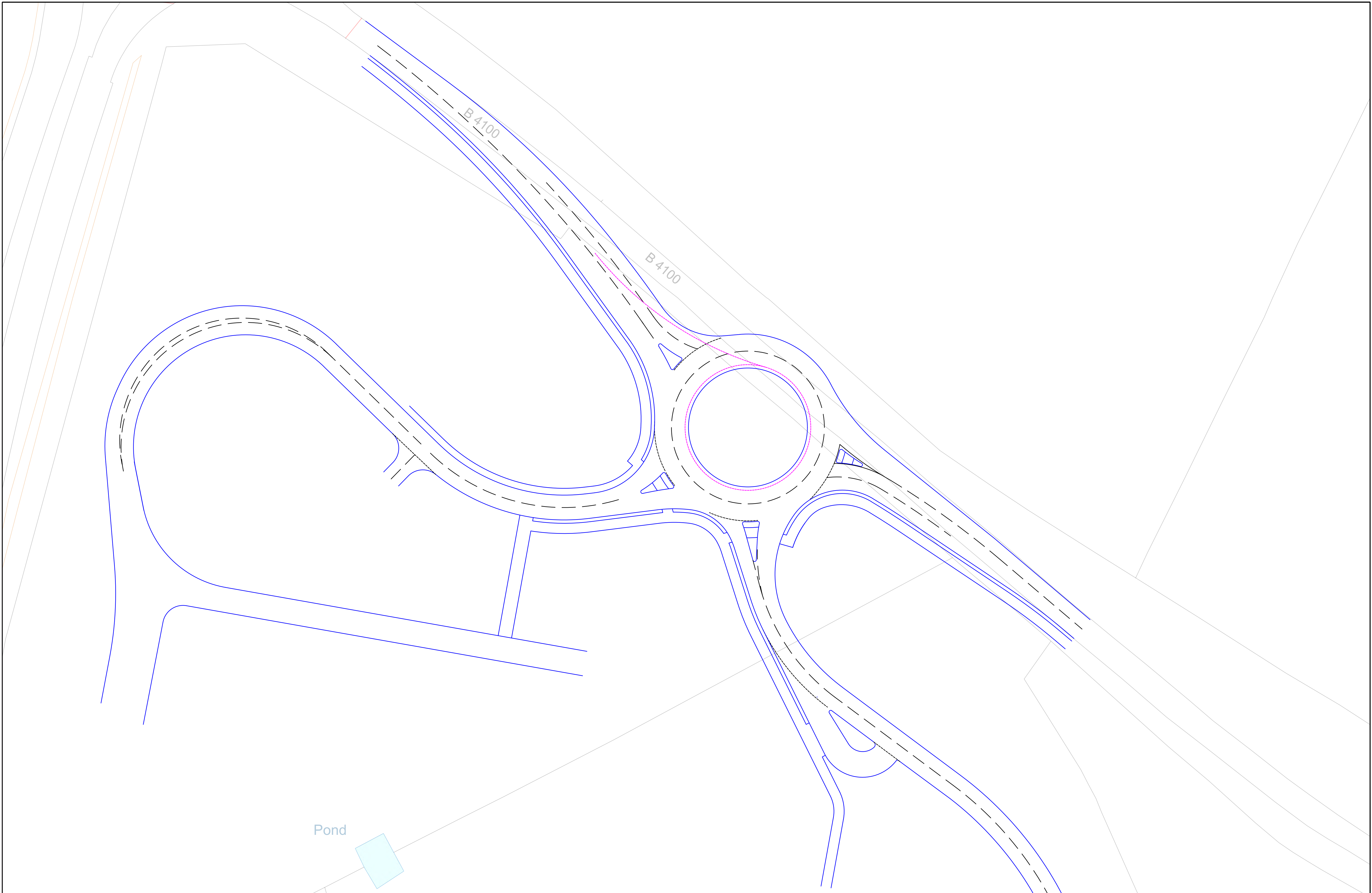
REV	DESCRIPTION	DRAWN	INITIALS	DATE	DRAWING STATUS	CHECKED BY	DATE



**david tucker associates**  
 transport planning consultants  
 Forester House, Doctors Lane  
 Henley-in-Arden  
 Warwickshire B95 5AW  
 Tel: +44(0)1564 793598  
 Fax: +44(0)1564 793983  
 www.dtatransportation.co.uk


JOB TITLE LAND AT M40 JUNCTION 10		CLIENT ALBION LAND	
DRAWING TITLE 100KPH DESIGN SPEED MAINLINE VERSION WEST SITE ACCESS – GENERAL ARRANGMENT			
SCALE 1: 750@A1	DRAWN BY RM	DATE 12/07/21	DRAWING No 17213-09
			REVISION A





Based upon the ORDNANCE SURVEY MAPS with the permission of THE CONTROLLER OF HER MAJESTY'S STATIONERY OFFICE,  
 © Crown Copyright AL 100030412  
 © David Tucker Associates

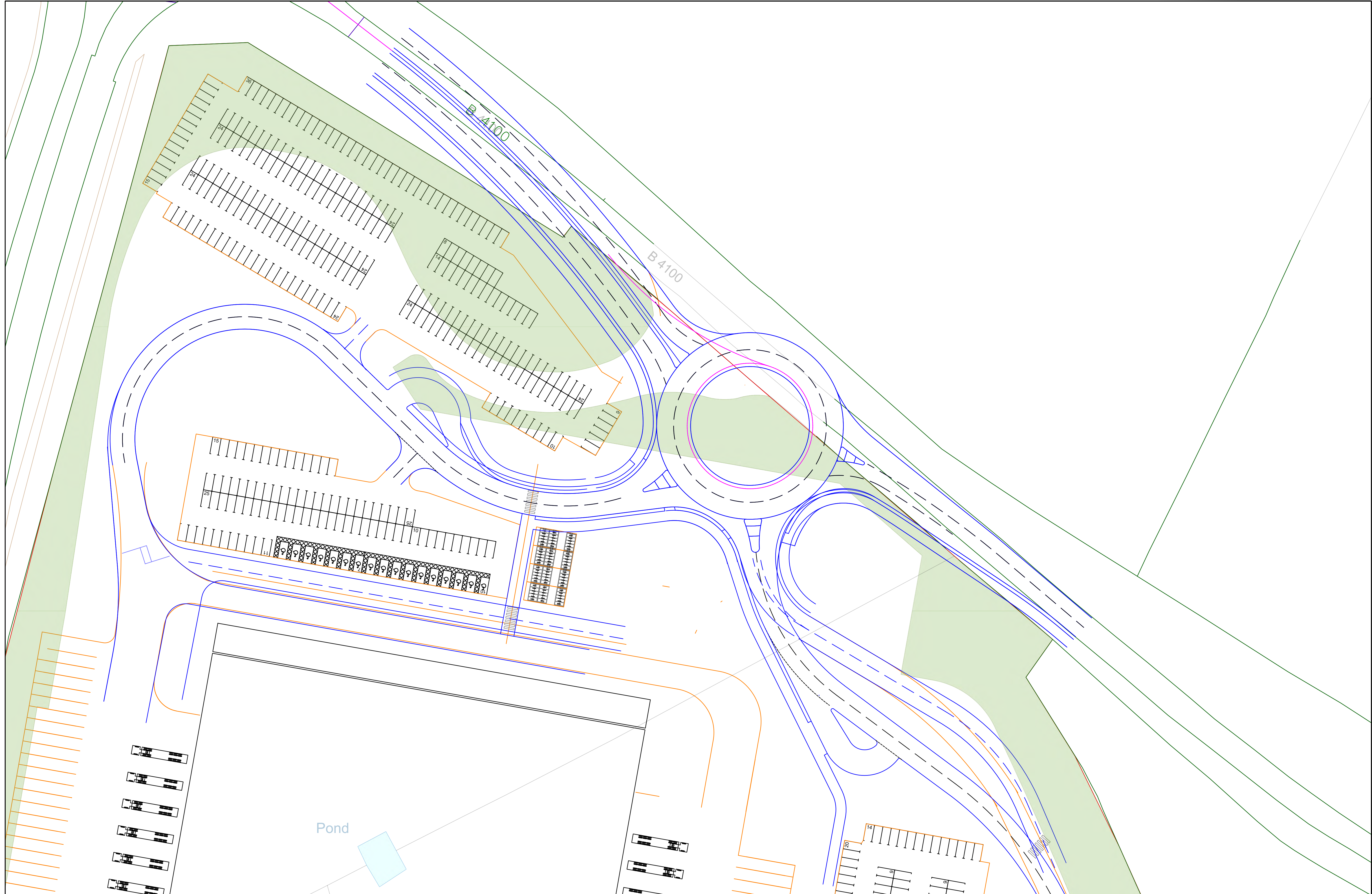
REV	DESCRIPTION	DRAWN	INITIALS	DATE	DRAWING STATUS	CHECKED BY	DATE



**david tucker associates**  
 transport planning consultants  
 Forester House, Doctors Lane  
 Henley-in-Arden  
 Warwickshire B95 5AW  
 Tel: +44(0)1564 793598  
 Fax: +44(0)1564 793983  
 www.dtatransportation.co.uk


JOB TITLE		M40 JUNCTION 10		CLIENT		ALBION LAND	
DRAWING TITLE							
EASTERN ACCESS PRE-GROWTH FUND							
SCALE	DRAWN BY	DATE	DRAWING No	REVISION			
1: 250@A1		03/08/21	17213-16				





Based upon the ORDNANCE SURVEY MAPS with the permission of THE CONTROLLER OF HER MAJESTY'S STATIONERY OFFICE,  
 © Crown Copyright AL 100030412  
 © David Tucker Associates

REV	DESCRIPTION	DRAWN	INITIALS	DATE	DRAWING STATUS	CHECKED BY	DATE



**david tucker associates**  
 transport planning consultants  
 Forester House, Doctors Lane  
 Henley-in-Arden  
 Warwickshire B95 5AW  
 Tel: +44(0)1564 793598  
 Fax: +44(0)1564 793983  
 www.dtatransportation.co.uk

JOB TITLE		M40 JUNCTION 10		CLIENT		ALBION LAND	
DRAWING TITLE							
EASTERN ACCESS OPTION 2							
SCALE	DRAWN BY	DATE	DRAWING No	REVISION			
1: 250@A1		15/07/21	17213-13	D			

## **Appendix C**

### Traffic Counts



SITE: 1

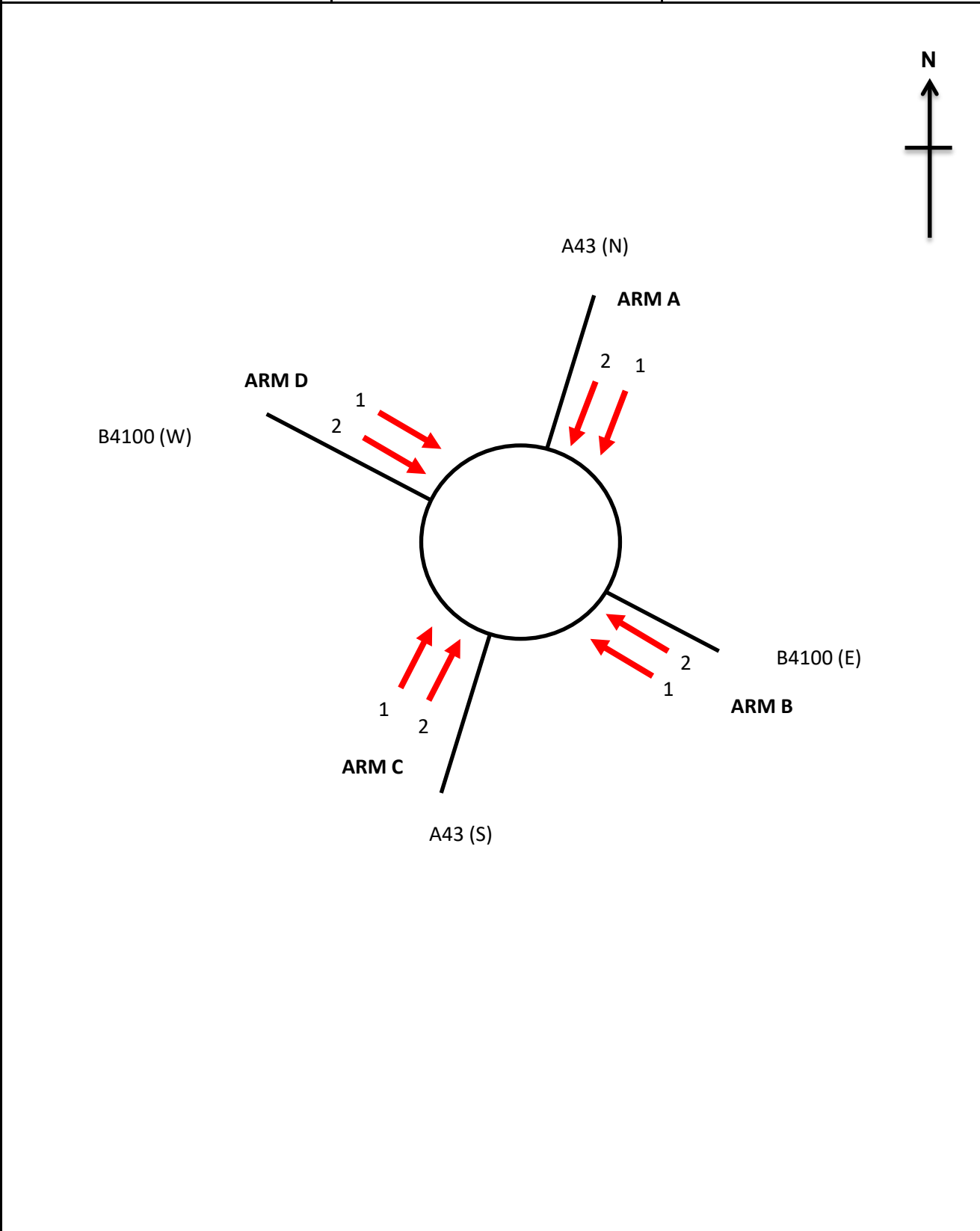


DATE: 23/06/2021

LOCATION: A43 / B4100



DAY: WEDNESDAY



JOB TITLE: BAYNARDS GREEN



JOB NUMBER: 10520

# QUEUE LENGTHS

JOB REF: 10520

JOB NAME: BAYNARDS GREEN

SITE: 1



DATE: 23/06/2021

LOCATION: A43 (N) / B4100 (E) / A43 (S) / B4100 (W)

DAY: WEDNESDAY

NOTE: Queue Lengths recorded by the maximum number of vehicles queuing at each 5-minute interval, by lane

TIME	ARM A		ARM B		ARM C		ARM D	
	A43 (N)		B4100 (E)		A43 (S)		B4100 (W)	
	LANE 1	LANE 2	LANE 1	LANE 2	LANE 1	LANE 2	LANE 1	LANE 2
07:00	7	13	4	7	5	5	5	2
07:05	11	12	3	4	5	4	7	5
07:10	13	12	12	6	3	7	3	4
07:15	15	15	16	12	5	6	8	5
07:20	18+	20+	5	7	5	7	9	5
07:25	13	15	15	3	6	5	8	4
07:30	16	15	17	14	3	4	8	2
07:35	18	25	8	7	2	1	8	6
07:40	14	12	11	10	4	4	6	3
07:45	17	12	11	15	5	3	8	5
07:50	16	18	18+	18+	8	7	10	7
07:55	18	15	20+	18+	7	8	8	7
08:00	15	19	21+	16+	9	8	9	5
08:05	19	11	20+	22+	7	7	7	5
08:10	9	10	17+	22+	13	8	9	6
08:15	13	15	22+	22+	9	8	8	3
08:20	12	12	23+	23+	8	12	9	6
08:25	15	17	20+	20+	8	6	8	6
08:30	16	16	14	15	7	5	9	6
08:35	25+	22	24+	7	14	9	7	3
08:40	11	7	16	4	3	4	6	5
08:45	11	6	12	4	4	4	4	2
08:50	4	2	4	3	7	5	5	2
08:55	8	6	4	3	5	3	8	2
09:00	15	7	3	1	4	1	3	3
09:05	9	14	6	6	3	4	3	1
09:10	6	4	9	11	5	2	7	3
09:15	17	20	4	3	9	3	6	2
09:20	12	10	7	3	2	3	6	2
09:25	5	1	16	9	4	4	6	2
09:30	5	4	5	2	4	6	7	2
09:35	7	7	7	4	5	5	5	4
09:40	4	4	6	7	9	7	1	6
09:45	5	1	2	2	4	3	3	3
09:50	4	3	2	8	4	2	7	3
09:55	5	1	4	3	2	4	4	2

TIME	ARM A		ARM B		ARM C		ARM D	
	A43 (N)		B4100 (E)		A43 (S)		B4100 (W)	
	LANE 1	LANE 2	LANE 1	LANE 2	LANE 1	LANE 2	LANE 1	LANE 2
16:00	4	4	5	8	10	12	9	4
16:05	6	3	5	17	12	6	11	5
16:10	7	3	6	4	10	10	10	4
16:15	8	7	10	11	11	12	9	4
16:20	8	7	14	13	20+	20+	8	7
16:25	5	2	18	13	18+	15+	8	4
16:30	12	8	4	11	23+	18+	8	3
16:35	4	5	11	15	21+	19+	9	3
16:40	7	5	23+	22+	22+	17+	11	3
16:45	8	2	4	20	20+	20+	4	1
16:50	1	0	23	4	22+	18+	7	2
16:55	9	2	16	24+	25+	22+	9	7
17:00	8	8	24+	22	18+	16+	9	3
17:05	7	4	25+	11	24+	23+	10	5
17:10	12	9	25+	18	18+	17+	12	8
17:15	12	8	20	23+	20+	22+	11	8
17:20	8	3	23+	4	24+	21+	9	4
17:25	2	6	7	10	18+	18+	9	3
17:30	3	3	5	23+	25+	22+	10	2
17:35	4	2	13	20	20+	22+	4	4
17:40	4	5	16	22	22+	22+	2	2
17:45	9	4	16	2	20+	18+	8	2
17:50	8	6	4	3	20+	20+	9	5
17:55	4	2	3	16	23+	21+	3	3
18:00	4	2	4	6	15	12	7	3
18:05	9	1	2	10	7	9	5	3
18:10	3	5	16	17	14	18	6	3
18:15	1	3	19	5	4	4	8	1
18:20	4	1	15	3	8	7	5	1
18:25	3	1	4	18	7	10	3	2
18:30	3	1	1	1	4	6	5	2
18:35	6	1	7	2	14	13	4	1
18:40	2	1	4	4	5	8	2	1
18:45	3	1	6	1	3	2	5	1
18:50	1	1	4	1	4	7	6	1
18:55	2	1	11	12	5	6	4	2

**MANUAL CLASSIFIED COUNTS**

JOB REF: 10520  
 JOB NAME: BAYNARDS GREEN  
 SITE: 1  
 LOCATION: A43 (N) / B4100 (E) / A43 (S)



DATE: 23/06/2021

DAY: WEDNESDAY

TIME	A TO A FROM A43 (N) TO A43 (N)								A TO B FROM A43 (N) TO B4100 (E)							
	CAR	LGV	OGV1	OGV2	PSV	MCL	PCL	TOT	CAR	LGV	OGV1	OGV2	PSV	MCL	PCL	TOT
07:00	0	0	0	0	0	0	0	0	59	18	3	3	1	0	0	84
07:15	0	0	0	0	0	0	0	0	45	24	1	2	0	0	0	72
07:30	0	0	0	0	0	0	0	0	61	24	1	3	0	0	0	89
07:45	1	0	0	0	0	0	0	1	67	15	2	3	0	0	0	87
<b>H/TOT</b>	<b>1</b>	<b>0</b>	<b>0</b>	<b>0</b>	<b>0</b>	<b>0</b>	<b>0</b>	<b>1</b>	<b>232</b>	<b>81</b>	<b>7</b>	<b>11</b>	<b>1</b>	<b>0</b>	<b>0</b>	<b>332</b>
08:00	0	0	0	0	0	0	0	0	50	10	3	1	1	0	0	65
08:15	0	0	0	0	0	0	0	0	53	15	3	3	0	1	0	75
08:30	0	0	0	0	0	0	0	0	56	10	4	0	0	0	0	70
08:45	0	0	0	0	0	0	0	0	61	7	3	5	0	0	0	76
<b>H/TOT</b>	<b>0</b>	<b>0</b>	<b>0</b>	<b>0</b>	<b>0</b>	<b>0</b>	<b>0</b>	<b>0</b>	<b>220</b>	<b>42</b>	<b>13</b>	<b>9</b>	<b>1</b>	<b>1</b>	<b>0</b>	<b>286</b>
09:00	0	0	0	0	0	0	0	0	37	7	2	1	0	0	0	47
09:15	0	0	0	0	0	0	0	0	46	2	3	0	1	0	0	52
09:30	0	0	0	0	0	0	0	0	37	8	0	1	0	1	0	47
09:45	0	0	0	0	0	0	0	0	38	10	0	0	0	0	0	48
<b>H/TOT</b>	<b>0</b>	<b>0</b>	<b>0</b>	<b>0</b>	<b>0</b>	<b>0</b>	<b>0</b>	<b>0</b>	<b>158</b>	<b>27</b>	<b>5</b>	<b>2</b>	<b>1</b>	<b>1</b>	<b>0</b>	<b>194</b>
10:00	0	0	0	0	0	0	0	0	25	7	1	0	0	2	0	35
10:15	0	0	0	0	0	0	0	0	34	4	3	1	0	0	0	42
10:30	0	0	0	0	0	0	0	0	37	1	2	2	0	1	0	43
10:45	0	0	0	0	0	0	0	0	26	5	3	0	0	0	0	34
<b>H/TOT</b>	<b>0</b>	<b>0</b>	<b>0</b>	<b>0</b>	<b>0</b>	<b>0</b>	<b>0</b>	<b>0</b>	<b>122</b>	<b>17</b>	<b>9</b>	<b>3</b>	<b>0</b>	<b>3</b>	<b>0</b>	<b>154</b>
11:00	0	0	0	0	0	0	0	0	38	4	2	1	0	0	0	45
11:15	0	0	0	0	0	0	0	0	25	3	2	0	1	0	0	31
11:30	0	0	0	0	0	0	0	0	33	4	3	1	0	0	0	41
11:45	0	0	0	0	0	0	0	0	14	7	2	0	0	0	0	23
<b>H/TOT</b>	<b>0</b>	<b>0</b>	<b>0</b>	<b>0</b>	<b>0</b>	<b>0</b>	<b>0</b>	<b>0</b>	<b>110</b>	<b>18</b>	<b>9</b>	<b>2</b>	<b>1</b>	<b>0</b>	<b>0</b>	<b>140</b>
12:00	0	0	0	0	0	0	0	0	35	6	4	0	0	1	0	46
12:15	0	0	0	0	0	0	0	0	22	7	0	2	1	0	0	32
12:30	0	0	0	0	0	0	0	0	24	4	1	3	0	1	0	33
12:45	0	0	0	0	0	0	0	0	23	5	5	3	0	1	0	37
<b>H/TOT</b>	<b>0</b>	<b>0</b>	<b>0</b>	<b>0</b>	<b>0</b>	<b>0</b>	<b>0</b>	<b>0</b>	<b>104</b>	<b>22</b>	<b>10</b>	<b>8</b>	<b>1</b>	<b>3</b>	<b>0</b>	<b>148</b>
13:00	0	0	0	0	0	0	0	0	27	6	2	3	0	0	0	38
13:15	0	0	0	0	0	0	0	0	24	4	1	1	0	0	0	30
13:30	0	0	0	0	0	0	0	0	26	5	5	2	0	0	0	38
13:45	0	0	0	0	0	0	0	0	24	7	1	1	1	0	0	34
<b>H/TOT</b>	<b>0</b>	<b>0</b>	<b>0</b>	<b>0</b>	<b>0</b>	<b>0</b>	<b>0</b>	<b>0</b>	<b>101</b>	<b>22</b>	<b>9</b>	<b>7</b>	<b>1</b>	<b>0</b>	<b>0</b>	<b>140</b>
14:00	0	0	0	0	0	0	0	0	31	6	3	3	0	0	0	43
14:15	0	0	0	0	0	0	0	0	32	6	2	1	1	0	0	42
14:30	0	0	0	0	0	0	0	0	26	4	0	0	0	2	0	32
14:45	0	0	0	0	0	0	0	0	31	13	1	1	0	0	1	47
<b>H/TOT</b>	<b>0</b>	<b>0</b>	<b>0</b>	<b>0</b>	<b>0</b>	<b>0</b>	<b>0</b>	<b>0</b>	<b>120</b>	<b>29</b>	<b>6</b>	<b>5</b>	<b>1</b>	<b>2</b>	<b>1</b>	<b>164</b>
15:00	0	0	0	0	0	0	0	0	23	9	4	1	0	2	0	39
15:15	0	0	0	0	0	0	0	0	43	5	0	0	0	0	0	48
15:30	0	0	0	0	0	0	0	0	33	4	1	2	0	0	0	40
15:45	0	0	0	0	0	0	0	0	27	7	1	0	0	0	0	35
<b>H/TOT</b>	<b>0</b>	<b>0</b>	<b>0</b>	<b>0</b>	<b>0</b>	<b>0</b>	<b>0</b>	<b>0</b>	<b>126</b>	<b>25</b>	<b>6</b>	<b>3</b>	<b>0</b>	<b>2</b>	<b>0</b>	<b>162</b>
16:00	0	0	0	0	0	0	0	0	39	4	0	1	0	0	0	44
16:15	0	0	0	0	0	0	0	0	34	10	3	2	0	0	0	49
16:30	0	0	0	0	0	0	0	0	48	8	4	0	0	1	0	61
16:45	0	0	0	0	0	0	0	0	56	4	0	0	1	0	0	61
<b>H/TOT</b>	<b>0</b>	<b>0</b>	<b>0</b>	<b>0</b>	<b>0</b>	<b>0</b>	<b>0</b>	<b>0</b>	<b>177</b>	<b>26</b>	<b>7</b>	<b>3</b>	<b>1</b>	<b>1</b>	<b>0</b>	<b>215</b>
17:00	0	0	0	0	0	0	0	0	48	7	1	1	0	0	0	57
17:15	0	0	0	0	0	0	0	0	61	2	0	1	0	0	0	64
17:30	0	0	0	0	0	0	0	0	50	6	1	0	1	1	0	59
17:45	0	0	0	0	0	0	0	0	52	2	2	2	1	0	0	59
<b>H/TOT</b>	<b>0</b>	<b>0</b>	<b>0</b>	<b>0</b>	<b>0</b>	<b>0</b>	<b>0</b>	<b>0</b>	<b>211</b>	<b>17</b>	<b>4</b>	<b>4</b>	<b>2</b>	<b>1</b>	<b>0</b>	<b>239</b>
18:00	0	0	0	0	0	0	0	0	44	3	2	0	2	1	0	52
18:15	0	0	0	0	0	0	0	0	36	6	1	2	0	1	0	46
18:30	0	0	0	0	0	0	0	0	33	3	1	0	0	0	0	37
18:45	0	0	0	0	0	0	0	0	22	1	1	0	0	0	0	24
<b>H/TOT</b>	<b>0</b>	<b>0</b>	<b>0</b>	<b>0</b>	<b>0</b>	<b>0</b>	<b>0</b>	<b>0</b>	<b>135</b>	<b>13</b>	<b>5</b>	<b>2</b>	<b>2</b>	<b>2</b>	<b>0</b>	<b>159</b>
<b>F/TOT</b>	<b>1</b>	<b>0</b>	<b>0</b>	<b>0</b>	<b>0</b>	<b>0</b>	<b>0</b>	<b>1</b>	<b>1816</b>	<b>339</b>	<b>90</b>	<b>59</b>	<b>12</b>	<b>16</b>	<b>1</b>	<b>2333</b>

**MANUAL CLASSIFIED COUNTS**



JOB REF: 10520

JOB NAME: BAYNARDS GREEN

SITE: 1

LOCATION: A43 (N) / B4100 (E) / A43 (S)

DATE: 23/06/2021

DAY: WEDNESDAY

TIME	A TO C FROM A43 (N) TO A43 (S)								A TO D FROM A43 (N) TO B4100 (W)							
	CAR	LGV	OGV1	OGV2	PSV	MCL	PCL	TOT	CAR	LGV	OGV1	OGV2	PSV	MCL	PCL	TOT
07:00	183	92	31	27	0	0	0	333	10	18	1	1	0	0	0	30
07:15	203	75	20	29	0	5	0	332	13	11	2	0	0	0	0	26
07:30	189	58	30	39	0	2	0	318	9	9	1	0	0	0	0	19
07:45	178	69	30	38	0	4	0	319	15	13	0	0	0	0	0	28
<b>H/TOT</b>	<b>753</b>	<b>294</b>	<b>111</b>	<b>133</b>	<b>0</b>	<b>11</b>	<b>0</b>	<b>1302</b>	<b>47</b>	<b>51</b>	<b>4</b>	<b>1</b>	<b>0</b>	<b>0</b>	<b>0</b>	<b>103</b>
08:00	191	48	28	45	0	1	0	313	14	13	0	0	0	0	0	27
08:15	184	35	32	35	0	1	0	287	24	11	5	0	0	0	0	40
08:30	193	58	30	26	1	0	0	308	26	9	4	1	0	0	0	40
08:45	168	58	24	34	1	1	0	286	14	4	2	0	1	1	0	22
<b>H/TOT</b>	<b>736</b>	<b>199</b>	<b>114</b>	<b>140</b>	<b>2</b>	<b>3</b>	<b>0</b>	<b>1194</b>	<b>78</b>	<b>37</b>	<b>11</b>	<b>1</b>	<b>1</b>	<b>1</b>	<b>0</b>	<b>129</b>
09:00	171	46	16	54	0	1	0	288	15	11	0	1	0	1	0	28
09:15	152	40	22	42	1	0	0	257	22	7	2	1	0	0	0	32
09:30	135	38	20	41	2	1	0	237	22	7	3	2	0	0	0	34
09:45	139	31	17	30	1	1	0	219	10	6	2	2	0	0	0	20
<b>H/TOT</b>	<b>597</b>	<b>155</b>	<b>75</b>	<b>167</b>	<b>4</b>	<b>3</b>	<b>0</b>	<b>1001</b>	<b>69</b>	<b>31</b>	<b>7</b>	<b>6</b>	<b>0</b>	<b>1</b>	<b>0</b>	<b>114</b>
10:00	144	37	16	35	0	0	0	232	6	4	0	1	0	0	0	11
10:15	163	34	22	25	0	0	0	244	9	2	1	1	0	0	0	13
10:30	181	33	17	48	0	2	0	281	11	5	3	3	0	0	0	22
10:45	129	31	15	24	1	0	0	200	5	7	3	1	1	0	0	17
<b>H/TOT</b>	<b>617</b>	<b>135</b>	<b>70</b>	<b>132</b>	<b>1</b>	<b>2</b>	<b>0</b>	<b>957</b>	<b>31</b>	<b>18</b>	<b>7</b>	<b>6</b>	<b>1</b>	<b>0</b>	<b>0</b>	<b>63</b>
11:00	122	39	10	45	0	0	0	216	17	5	2	2	0	0	0	26
11:15	148	33	20	35	0	0	0	236	19	6	0	0	0	0	0	25
11:30	152	29	15	34	1	2	0	233	9	4	0	1	0	0	0	14
11:45	153	30	16	41	1	1	0	242	6	4	1	3	0	0	0	14
<b>H/TOT</b>	<b>575</b>	<b>131</b>	<b>61</b>	<b>155</b>	<b>2</b>	<b>3</b>	<b>0</b>	<b>927</b>	<b>51</b>	<b>19</b>	<b>3</b>	<b>6</b>	<b>0</b>	<b>0</b>	<b>0</b>	<b>79</b>
12:00	135	31	17	32	0	0	0	215	14	5	1	1	0	0	0	21
12:15	129	30	22	34	1	3	0	219	15	3	1	0	0	0	0	19
12:30	161	30	14	38	0	1	0	244	20	3	0	1	0	0	0	24
12:45	146	37	16	41	1	1	0	242	14	5	0	0	0	0	0	19
<b>H/TOT</b>	<b>571</b>	<b>128</b>	<b>69</b>	<b>145</b>	<b>2</b>	<b>5</b>	<b>0</b>	<b>920</b>	<b>63</b>	<b>16</b>	<b>2</b>	<b>2</b>	<b>0</b>	<b>0</b>	<b>0</b>	<b>83</b>
13:00	132	28	11	39	1	0	0	211	7	3	0	1	0	0	0	11
13:15	111	40	19	34	1	0	0	205	8	4	0	1	0	1	0	14
13:30	126	44	16	31	0	1	0	218	14	1	1	2	0	0	0	18
13:45	104	31	16	45	0	1	0	197	11	2	0	1	0	1	0	15
<b>H/TOT</b>	<b>473</b>	<b>143</b>	<b>62</b>	<b>149</b>	<b>2</b>	<b>2</b>	<b>0</b>	<b>831</b>	<b>40</b>	<b>10</b>	<b>1</b>	<b>5</b>	<b>0</b>	<b>2</b>	<b>0</b>	<b>58</b>
14:00	118	35	14	32	0	0	0	199	4	0	4	1	0	0	0	9
14:15	127	31	14	30	0	0	0	202	8	5	1	2	0	0	0	16
14:30	153	37	10	48	0	2	0	250	14	5	3	4	0	0	0	26
14:45	151	37	21	28	0	1	0	238	12	6	0	1	1	0	0	20
<b>H/TOT</b>	<b>549</b>	<b>140</b>	<b>59</b>	<b>138</b>	<b>0</b>	<b>3</b>	<b>0</b>	<b>889</b>	<b>38</b>	<b>16</b>	<b>8</b>	<b>8</b>	<b>1</b>	<b>0</b>	<b>0</b>	<b>71</b>
15:00	139	36	10	33	0	2	0	220	15	3	3	0	0	0	0	21
15:15	146	32	12	33	1	0	0	224	18	6	2	1	0	0	0	27
15:30	129	37	14	34	0	6	0	220	9	4	1	2	0	0	0	16
15:45	163	43	13	35	0	2	0	256	16	2	0	2	0	1	0	21
<b>H/TOT</b>	<b>577</b>	<b>148</b>	<b>49</b>	<b>135</b>	<b>1</b>	<b>10</b>	<b>0</b>	<b>920</b>	<b>58</b>	<b>15</b>	<b>6</b>	<b>5</b>	<b>0</b>	<b>1</b>	<b>0</b>	<b>85</b>
16:00	173	29	5	24	0	4	0	235	17	2	2	1	0	0	0	22
16:15	186	38	10	29	1	0	0	264	14	5	2	0	0	0	0	21
16:30	206	48	21	31	1	0	0	307	15	5	3	0	0	0	0	23
16:45	199	32	11	28	4	0	0	274	13	2	3	0	0	0	0	18
<b>H/TOT</b>	<b>764</b>	<b>147</b>	<b>47</b>	<b>112</b>	<b>6</b>	<b>4</b>	<b>0</b>	<b>1080</b>	<b>59</b>	<b>14</b>	<b>10</b>	<b>1</b>	<b>0</b>	<b>0</b>	<b>0</b>	<b>84</b>
17:00	248	41	8	25	0	2	0	324	26	2	1	2	0	0	0	31
17:15	221	38	6	28	0	0	0	293	18	0	0	0	0	0	0	18
17:30	169	32	6	18	1	1	0	227	14	1	0	0	0	1	0	16
17:45	193	26	6	26	0	0	0	251	19	6	0	0	0	0	0	25
<b>H/TOT</b>	<b>831</b>	<b>137</b>	<b>26</b>	<b>97</b>	<b>1</b>	<b>3</b>	<b>0</b>	<b>1095</b>	<b>77</b>	<b>9</b>	<b>1</b>	<b>2</b>	<b>0</b>	<b>1</b>	<b>0</b>	<b>90</b>
18:00	184	15	8	29	0	0	0	236	15	4	0	1	0	0	0	20
18:15	177	22	3	24	0	2	0	228	12	5	0	0	0	0	0	17
18:30	139	25	5	22	1	2	0	194	12	6	0	0	0	0	0	18
18:45	117	13	5	23	0	0	0	158	16	4	0	0	0	0	0	20
<b>H/TOT</b>	<b>617</b>	<b>75</b>	<b>21</b>	<b>98</b>	<b>1</b>	<b>4</b>	<b>0</b>	<b>816</b>	<b>55</b>	<b>19</b>	<b>0</b>	<b>1</b>	<b>0</b>	<b>0</b>	<b>0</b>	<b>75</b>
<b>F/TOT</b>	<b>7660</b>	<b>1832</b>	<b>764</b>	<b>1601</b>	<b>22</b>	<b>53</b>	<b>0</b>	<b>11932</b>	<b>666</b>	<b>255</b>	<b>60</b>	<b>44</b>	<b>3</b>	<b>6</b>	<b>0</b>	<b>1034</b>



**MANUAL CLASSIFIED COUNTS**

JOB REF: 10520

JOB NAME: BAYNARDS GREEN

SITE: 1

LOCATION: A43 (N) / B4100 (E) / A43 (S)



DATE: 23/06/2021

DAY: WEDNESDAY

TIME	B TO C FROM B4100 (E) TO A43 (S)							TOT	B TO D FROM B4100 (E) TO B4100 (W)							TOT		
	CAR	LGV	OGV1	OGV2	PSV	MCL	PCL		CAR	LGV	OGV1	OGV2	PSV	MCL	PCL			
07:00	6	5	0	0	0	0	0	0	11	13	9	2	0	0	1	2	0	27
07:15	17	5	0	1	0	0	0	0	23	29	9	0	0	3	0	0	0	41
07:30	21	4	0	3	0	0	0	0	28	29	17	1	0	0	1	0	0	48
07:45	8	4	1	2	0	0	0	0	15	28	9	1	0	1	0	0	0	39
<b>H/TOT</b>	<b>52</b>	<b>18</b>	<b>1</b>	<b>6</b>	<b>0</b>	<b>0</b>	<b>0</b>	<b>0</b>	<b>77</b>	<b>99</b>	<b>44</b>	<b>4</b>	<b>0</b>	<b>5</b>	<b>3</b>	<b>0</b>	<b>0</b>	<b>155</b>
08:00	6	2	1	1	0	0	0	0	10	33	5	3	1	0	0	0	0	42
08:15	16	4	2	0	0	0	0	0	22	32	8	0	0	1	0	0	0	41
08:30	12	4	1	3	0	0	0	0	20	44	3	0	0	0	0	0	0	47
08:45	8	5	1	3	0	0	0	0	17	36	7	1	1	0	0	0	0	45
<b>H/TOT</b>	<b>42</b>	<b>15</b>	<b>5</b>	<b>7</b>	<b>0</b>	<b>0</b>	<b>0</b>	<b>0</b>	<b>69</b>	<b>145</b>	<b>23</b>	<b>4</b>	<b>2</b>	<b>1</b>	<b>0</b>	<b>0</b>	<b>0</b>	<b>175</b>
09:00	11	3	1	2	0	0	0	0	17	23	8	0	1	0	0	0	0	32
09:15	12	6	1	1	0	0	0	0	20	24	2	1	1	1	0	0	0	29
09:30	13	5	4	0	0	0	0	0	22	23	13	5	1	0	0	0	0	42
09:45	3	2	1	2	0	0	0	0	8	21	7	1	3	0	0	0	0	32
<b>H/TOT</b>	<b>39</b>	<b>16</b>	<b>7</b>	<b>5</b>	<b>0</b>	<b>0</b>	<b>0</b>	<b>0</b>	<b>67</b>	<b>91</b>	<b>30</b>	<b>7</b>	<b>6</b>	<b>1</b>	<b>0</b>	<b>0</b>	<b>0</b>	<b>135</b>
10:00	12	1	1	1	0	0	0	0	15	19	7	0	1	0	0	0	0	27
10:15	15	4	0	0	0	0	0	0	19	24	5	3	0	0	0	0	0	32
10:30	5	7	1	1	0	0	0	0	14	28	5	1	3	0	1	0	0	38
10:45	11	5	0	3	0	0	0	0	19	20	3	1	0	0	0	0	0	24
<b>H/TOT</b>	<b>43</b>	<b>17</b>	<b>2</b>	<b>5</b>	<b>0</b>	<b>0</b>	<b>0</b>	<b>0</b>	<b>67</b>	<b>91</b>	<b>20</b>	<b>5</b>	<b>4</b>	<b>0</b>	<b>1</b>	<b>0</b>	<b>0</b>	<b>121</b>
11:00	13	1	2	1	0	0	0	0	17	13	7	1	0	0	1	0	0	22
11:15	10	3	4	2	0	0	0	0	19	24	5	2	1	0	1	0	0	33
11:30	11	7	0	1	0	0	0	0	19	16	7	4	1	0	1	0	0	29
11:45	14	3	1	0	0	0	0	0	18	20	3	4	1	0	0	0	0	28
<b>H/TOT</b>	<b>48</b>	<b>14</b>	<b>7</b>	<b>4</b>	<b>0</b>	<b>0</b>	<b>0</b>	<b>0</b>	<b>73</b>	<b>73</b>	<b>22</b>	<b>11</b>	<b>3</b>	<b>0</b>	<b>3</b>	<b>0</b>	<b>0</b>	<b>112</b>
12:00	7	6	3	2	0	0	0	0	18	27	5	1	2	0	0	0	0	35
12:15	9	3	1	1	0	0	0	0	14	21	3	0	1	0	0	0	0	25
12:30	11	3	0	0	0	1	0	0	15	22	6	2	0	0	0	0	0	30
12:45	7	2	2	1	0	0	0	0	12	18	7	1	0	0	0	0	0	26
<b>H/TOT</b>	<b>34</b>	<b>14</b>	<b>6</b>	<b>4</b>	<b>0</b>	<b>1</b>	<b>0</b>	<b>0</b>	<b>59</b>	<b>88</b>	<b>21</b>	<b>4</b>	<b>3</b>	<b>0</b>	<b>0</b>	<b>0</b>	<b>0</b>	<b>116</b>
13:00	13	4	2	0	0	0	0	0	19	30	10	0	0	0	1	0	0	41
13:15	12	3	3	2	0	0	0	0	20	35	8	2	0	0	2	0	0	47
13:30	12	3	0	0	0	0	0	0	15	38	5	2	0	2	0	0	0	47
13:45	10	3	1	1	0	0	0	0	15	28	7	0	2	0	0	0	0	37
<b>H/TOT</b>	<b>47</b>	<b>13</b>	<b>6</b>	<b>3</b>	<b>0</b>	<b>0</b>	<b>0</b>	<b>0</b>	<b>69</b>	<b>131</b>	<b>30</b>	<b>4</b>	<b>2</b>	<b>2</b>	<b>3</b>	<b>0</b>	<b>0</b>	<b>172</b>
14:00	5	4	1	4	0	0	0	0	14	35	5	4	1	3	1	0	0	49
14:15	12	3	1	0	0	0	0	0	16	34	9	2	0	1	0	0	0	46
14:30	8	5	1	1	0	0	0	0	15	34	6	1	0	1	1	0	0	43
14:45	14	5	2	2	0	0	0	0	23	26	6	1	0	0	0	0	0	33
<b>H/TOT</b>	<b>39</b>	<b>17</b>	<b>5</b>	<b>7</b>	<b>0</b>	<b>0</b>	<b>0</b>	<b>0</b>	<b>68</b>	<b>129</b>	<b>26</b>	<b>8</b>	<b>1</b>	<b>5</b>	<b>2</b>	<b>0</b>	<b>0</b>	<b>171</b>
15:00	15	9	3	0	0	0	0	0	27	24	11	1	0	1	0	0	0	37
15:15	15	4	0	0	0	0	0	0	19	41	13	1	1	2	1	0	0	59
15:30	12	7	2	2	0	0	0	0	21	37	13	2	2	1	1	0	0	56
15:45	10	3	1	0	0	0	0	0	14	33	4	4	0	0	1	0	0	42
<b>H/TOT</b>	<b>52</b>	<b>23</b>	<b>6</b>	<b>0</b>	<b>0</b>	<b>0</b>	<b>0</b>	<b>0</b>	<b>81</b>	<b>135</b>	<b>41</b>	<b>8</b>	<b>3</b>	<b>4</b>	<b>3</b>	<b>0</b>	<b>0</b>	<b>194</b>
16:00	20	6	1	2	0	0	0	0	29	38	13	0	0	0	0	0	0	51
16:15	21	5	1	0	0	0	0	0	27	53	5	1	0	0	1	0	0	60
16:30	21	4	2	1	1	0	0	0	29	28	7	1	0	0	1	0	0	37
16:45	31	2	0	1	0	0	0	0	34	54	8	3	0	0	0	0	0	65
<b>H/TOT</b>	<b>93</b>	<b>17</b>	<b>4</b>	<b>4</b>	<b>1</b>	<b>0</b>	<b>0</b>	<b>0</b>	<b>119</b>	<b>173</b>	<b>33</b>	<b>5</b>	<b>0</b>	<b>0</b>	<b>2</b>	<b>0</b>	<b>0</b>	<b>213</b>
17:00	23	8	0	1	0	2	0	0	34	40	5	1	0	0	0	1	0	47
17:15	36	7	1	1	0	0	0	0	45	58	7	0	1	0	2	1	0	69
17:30	27	6	2	4	0	0	0	0	39	70	4	0	0	0	0	0	0	74
17:45	27	2	0	0	0	0	0	0	29	56	3	0	0	0	2	0	0	61
<b>H/TOT</b>	<b>113</b>	<b>23</b>	<b>3</b>	<b>6</b>	<b>0</b>	<b>2</b>	<b>0</b>	<b>0</b>	<b>147</b>	<b>224</b>	<b>19</b>	<b>1</b>	<b>1</b>	<b>0</b>	<b>4</b>	<b>2</b>	<b>0</b>	<b>251</b>
18:00	23	5	1	0	0	0	0	0	29	39	4	2	0	0	0	0	0	45
18:15	26	7	2	1	0	0	0	0	36	51	7	0	0	1	0	0	0	59
18:30	16	2	0	1	0	0	0	0	19	37	7	0	1	0	2	0	0	47
18:45	16	3	1	1	0	0	0	0	21	37	3	0	0	0	0	0	0	40
<b>H/TOT</b>	<b>81</b>	<b>17</b>	<b>4</b>	<b>3</b>	<b>0</b>	<b>0</b>	<b>0</b>	<b>0</b>	<b>105</b>	<b>164</b>	<b>21</b>	<b>2</b>	<b>1</b>	<b>1</b>	<b>2</b>	<b>0</b>	<b>0</b>	<b>191</b>
<b>P/TOT</b>	<b>683</b>	<b>204</b>	<b>56</b>	<b>54</b>	<b>1</b>	<b>3</b>	<b>0</b>	<b>0</b>	<b>1001</b>	<b>1543</b>	<b>330</b>	<b>63</b>	<b>26</b>	<b>19</b>	<b>23</b>	<b>2</b>	<b>0</b>	<b>2006</b>

**MANUAL CLASSIFIED COUNTS**

JOB REF: 10520  
 JOB NAME: BAYNARDS GREEN  
 SITE: 1  
 LOCATION: A43 (N) / B4100 (E) / A43 (S)



DATE: 23/06/2021

DAY: WEDNESDAY

TIME	C TO A FROM A43 (S) TO A43 (N)								C TO B FROM A43 (S) TO B4100 (E)							
	CAR	LGV	OGV1	OGV2	PSV	MCL	PCL	TOT	CAR	LGV	OGV1	OGV2	PSV	MCL	PCL	TOT
07:00	126	45	8	40	0	0	0	219	31	20	2	2	0	0	0	55
07:15	139	41	14	28	1	2	0	225	34	12	4	3	0	1	0	54
07:30	142	36	9	23	0	1	0	211	29	13	1	1	0	0	0	44
07:45	177	34	14	31	0	1	0	257	51	9	2	1	0	0	0	63
<b>H/TOT</b>	<b>584</b>	<b>156</b>	<b>45</b>	<b>122</b>	<b>1</b>	<b>4</b>	<b>0</b>	<b>912</b>	<b>145</b>	<b>54</b>	<b>9</b>	<b>7</b>	<b>0</b>	<b>1</b>	<b>0</b>	<b>216</b>
08:00	206	37	17	30	1	2	0	293	36	11	2	3	0	0	0	52
08:15	179	30	18	50	1	0	0	278	38	14	2	3	0	1	0	58
08:30	143	30	16	29	1	0	0	219	43	8	1	2	0	0	0	54
08:45	142	36	10	36	0	0	0	224	21	5	1	4	0	0	0	31
<b>H/TOT</b>	<b>670</b>	<b>133</b>	<b>61</b>	<b>145</b>	<b>3</b>	<b>2</b>	<b>0</b>	<b>1014</b>	<b>138</b>	<b>38</b>	<b>6</b>	<b>12</b>	<b>0</b>	<b>1</b>	<b>0</b>	<b>195</b>
09:00	129	28	12	32	1	1	0	203	26	4	3	3	0	0	0	36
09:15	97	37	17	33	0	0	0	184	25	10	2	2	0	0	0	39
09:30	129	29	21	52	1	4	0	236	19	9	2	3	0	0	0	33
09:45	132	46	25	41	0	0	0	244	16	6	1	1	0	0	0	24
<b>H/TOT</b>	<b>487</b>	<b>140</b>	<b>75</b>	<b>158</b>	<b>2</b>	<b>5</b>	<b>0</b>	<b>867</b>	<b>86</b>	<b>29</b>	<b>8</b>	<b>9</b>	<b>0</b>	<b>0</b>	<b>0</b>	<b>132</b>
10:00	126	33	20	36	0	0	0	215	16	2	0	1	0	0	0	19
10:15	150	39	19	37	0	2	0	247	16	3	3	1	0	0	0	23
10:30	142	48	14	45	0	0	0	249	24	6	1	3	0	0	0	34
10:45	149	48	21	39	1	3	0	261	8	10	5	4	0	1	0	28
<b>H/TOT</b>	<b>567</b>	<b>168</b>	<b>74</b>	<b>157</b>	<b>1</b>	<b>5</b>	<b>0</b>	<b>972</b>	<b>64</b>	<b>21</b>	<b>9</b>	<b>9</b>	<b>0</b>	<b>1</b>	<b>0</b>	<b>104</b>
11:00	124	31	26	39	0	0	0	220	13	12	3	2	0	0	0	30
11:15	163	36	16	33	0	1	0	249	14	8	4	3	0	0	0	29
11:30	162	40	29	39	1	0	0	271	8	10	4	1	0	0	0	23
11:45	151	41	22	33	0	1	0	248	16	13	3	2	0	0	0	34
<b>H/TOT</b>	<b>600</b>	<b>148</b>	<b>93</b>	<b>144</b>	<b>1</b>	<b>2</b>	<b>0</b>	<b>988</b>	<b>51</b>	<b>43</b>	<b>14</b>	<b>8</b>	<b>0</b>	<b>0</b>	<b>0</b>	<b>116</b>
12:00	111	32	16	28	1	0	0	188	15	7	0	2	0	0	0	24
12:15	148	33	16	37	1	1	0	236	13	5	2	0	0	0	0	20
12:30	143	42	23	37	2	2	0	249	18	9	4	1	0	0	0	32
12:45	147	37	23	45	1	1	0	254	15	6	2	2	0	0	0	25
<b>H/TOT</b>	<b>549</b>	<b>144</b>	<b>78</b>	<b>147</b>	<b>5</b>	<b>4</b>	<b>0</b>	<b>927</b>	<b>61</b>	<b>27</b>	<b>8</b>	<b>5</b>	<b>0</b>	<b>0</b>	<b>0</b>	<b>101</b>
13:00	158	57	30	27	1	1	0	274	11	4	4	2	0	0	0	21
13:15	157	63	21	39	1	0	0	281	14	4	1	0	0	0	0	19
13:30	155	56	29	38	1	1	0	280	14	6	2	0	0	0	0	22
13:45	144	44	20	36	2	0	0	246	15	4	1	0	0	0	0	20
<b>H/TOT</b>	<b>614</b>	<b>220</b>	<b>100</b>	<b>140</b>	<b>5</b>	<b>2</b>	<b>0</b>	<b>1081</b>	<b>54</b>	<b>18</b>	<b>8</b>	<b>2</b>	<b>0</b>	<b>0</b>	<b>0</b>	<b>82</b>
14:00	136	43	23	31	2	1	0	236	15	3	0	2	0	0	0	20
14:15	160	48	37	38	0	1	0	284	16	8	0	2	0	0	0	26
14:30	148	44	14	32	0	1	0	239	15	8	1	0	0	0	0	24
14:45	139	69	18	28	0	0	0	254	15	4	0	0	0	0	0	19
<b>H/TOT</b>	<b>583</b>	<b>204</b>	<b>92</b>	<b>129</b>	<b>2</b>	<b>3</b>	<b>0</b>	<b>1013</b>	<b>61</b>	<b>23</b>	<b>1</b>	<b>4</b>	<b>0</b>	<b>0</b>	<b>0</b>	<b>89</b>
15:00	142	57	12	34	1	1	0	247	29	6	3	1	0	0	0	39
15:15	179	58	15	29	0	0	0	281	17	3	3	0	0	0	0	23
15:30	145	57	20	25	0	3	0	250	17	9	3	0	0	0	0	29
15:45	185	59	13	30	0	2	0	289	23	4	0	1	0	0	0	28
<b>H/TOT</b>	<b>651</b>	<b>231</b>	<b>60</b>	<b>118</b>	<b>1</b>	<b>6</b>	<b>0</b>	<b>1067</b>	<b>86</b>	<b>22</b>	<b>9</b>	<b>2</b>	<b>0</b>	<b>0</b>	<b>0</b>	<b>119</b>
16:00	217	82	22	28	2	3	0	354	21	3	1	2	1	0	0	28
16:15	198	67	15	27	0	2	0	309	30	8	2	1	0	0	0	41
16:30	206	70	17	40	0	0	0	333	21	3	4	0	0	0	0	28
16:45	215	89	21	35	0	0	0	360	31	6	0	1	0	0	0	38
<b>H/TOT</b>	<b>836</b>	<b>308</b>	<b>75</b>	<b>130</b>	<b>2</b>	<b>5</b>	<b>0</b>	<b>1356</b>	<b>103</b>	<b>20</b>	<b>7</b>	<b>4</b>	<b>1</b>	<b>0</b>	<b>0</b>	<b>135</b>
17:00	242	74	14	28	2	1	0	361	30	5	0	0	0	0	0	35
17:15	269	59	18	34	0	1	0	381	23	5	1	1	0	0	0	30
17:30	233	64	17	29	0	3	0	346	20	3	2	0	0	1	0	26
17:45	266	59	13	31	2	3	0	374	23	3	0	0	0	0	0	26
<b>H/TOT</b>	<b>1010</b>	<b>256</b>	<b>62</b>	<b>122</b>	<b>4</b>	<b>8</b>	<b>0</b>	<b>1462</b>	<b>96</b>	<b>16</b>	<b>3</b>	<b>1</b>	<b>0</b>	<b>1</b>	<b>0</b>	<b>117</b>
18:00	271	51	14	45	0	2	0	383	24	1	1	1	0	1	0	28
18:15	218	34	11	21	1	3	0	288	24	3	0	5	0	0	0	32
18:30	217	36	7	21	0	1	0	282	14	5	0	2	0	1	0	22
18:45	183	29	13	40	0	0	0	265	19	4	1	1	0	0	0	25
<b>H/TOT</b>	<b>869</b>	<b>150</b>	<b>45</b>	<b>127</b>	<b>1</b>	<b>6</b>	<b>0</b>	<b>1218</b>	<b>81</b>	<b>13</b>	<b>2</b>	<b>9</b>	<b>0</b>	<b>2</b>	<b>0</b>	<b>107</b>
<b>F/TOT</b>	<b>8040</b>	<b>2258</b>	<b>860</b>	<b>1639</b>	<b>28</b>	<b>52</b>	<b>0</b>	<b>12877</b>	<b>1026</b>	<b>324</b>	<b>84</b>	<b>72</b>	<b>1</b>	<b>6</b>	<b>0</b>	<b>1513</b>

**MANUAL CLASSIFIED COUNTS**

JOB REF: 10520

JOB NAME: BAYNARDS GREEN

SITE: 1

LOCATION: A43 (N) / B4100 (E) / A43 (S)



DATE: 23/06/2021

DAY: WEDNESDAY

TIME	C TO C FROM A43 (S) TO A43 (S)								C TO D FROM A43 (S) TO B4100 (W)							
	CAR	LGV	OGV1	OGV2	PSV	MCL	PCL	TOT	CAR	LGV	OGV1	OGV2	PSV	MCL	PCL	TOT
07:00	0	0	0	0	0	0	0	0	24	9	2	3	0	0	0	38
07:15	0	0	0	0	0	0	0	0	16	11	2	1	0	0	0	30
07:30	0	0	0	0	0	0	0	0	11	10	2	2	0	1	0	26
07:45	0	0	0	0	0	0	0	0	19	8	2	0	0	1	0	30
<b>H/TOT</b>	<b>0</b>	<b>0</b>	<b>0</b>	<b>0</b>	<b>0</b>	<b>0</b>	<b>0</b>	<b>0</b>	<b>70</b>	<b>38</b>	<b>8</b>	<b>6</b>	<b>0</b>	<b>2</b>	<b>0</b>	<b>124</b>
08:00	0	0	0	0	0	0	0	0	20	8	3	0	0	0	0	31
08:15	0	0	0	0	0	0	0	0	34	6	0	1	0	0	0	41
08:30	0	0	0	0	0	0	0	0	16	3	3	1	0	0	0	23
08:45	0	0	0	0	0	0	0	0	23	8	4	1	0	0	0	36
<b>H/TOT</b>	<b>0</b>	<b>0</b>	<b>0</b>	<b>0</b>	<b>0</b>	<b>0</b>	<b>0</b>	<b>0</b>	<b>93</b>	<b>25</b>	<b>10</b>	<b>3</b>	<b>0</b>	<b>0</b>	<b>0</b>	<b>131</b>
09:00	0	0	0	0	0	0	0	0	16	9	1	3	0	0	0	29
09:15	0	0	0	0	0	0	0	0	13	12	1	0	0	0	0	26
09:30	0	0	0	0	0	0	0	0	19	3	1	1	0	0	0	24
09:45	0	0	0	0	0	0	0	0	21	2	2	0	0	0	0	25
<b>H/TOT</b>	<b>0</b>	<b>0</b>	<b>0</b>	<b>0</b>	<b>0</b>	<b>0</b>	<b>0</b>	<b>0</b>	<b>69</b>	<b>26</b>	<b>5</b>	<b>4</b>	<b>0</b>	<b>0</b>	<b>0</b>	<b>104</b>
10:00	0	0	0	0	0	0	0	0	6	2	1	3	0	0	0	12
10:15	0	0	0	0	0	0	0	0	19	6	1	1	0	0	0	27
10:30	0	0	0	0	0	0	0	0	18	8	6	0	0	0	0	32
10:45	0	0	0	0	0	0	0	0	25	3	2	0	0	0	0	30
<b>H/TOT</b>	<b>0</b>	<b>0</b>	<b>0</b>	<b>0</b>	<b>0</b>	<b>0</b>	<b>0</b>	<b>0</b>	<b>68</b>	<b>19</b>	<b>10</b>	<b>4</b>	<b>0</b>	<b>0</b>	<b>0</b>	<b>101</b>
11:00	0	0	0	0	0	0	0	0	24	6	1	3	0	0	0	34
11:15	0	0	0	0	0	0	0	0	23	5	1	3	0	0	0	32
11:30	0	0	0	0	0	0	0	0	16	3	2	0	0	0	0	21
11:45	0	0	0	0	0	0	0	0	13	5	1	2	0	0	0	21
<b>H/TOT</b>	<b>0</b>	<b>0</b>	<b>0</b>	<b>0</b>	<b>0</b>	<b>0</b>	<b>0</b>	<b>0</b>	<b>76</b>	<b>19</b>	<b>5</b>	<b>8</b>	<b>0</b>	<b>0</b>	<b>0</b>	<b>108</b>
12:00	0	0	0	0	0	0	0	0	22	8	3	0	0	0	0	33
12:15	0	0	0	0	0	0	0	0	16	7	2	2	0	0	0	27
12:30	0	0	0	0	0	0	0	0	24	5	4	1	0	1	0	35
12:45	0	0	0	0	0	0	0	0	24	13	4	1	0	0	0	42
<b>H/TOT</b>	<b>0</b>	<b>0</b>	<b>0</b>	<b>0</b>	<b>0</b>	<b>0</b>	<b>0</b>	<b>0</b>	<b>86</b>	<b>33</b>	<b>13</b>	<b>4</b>	<b>0</b>	<b>1</b>	<b>0</b>	<b>137</b>
13:00	0	0	0	0	0	0	0	0	15	8	2	0	0	0	0	25
13:15	0	0	0	0	0	0	0	0	15	4	0	1	0	0	0	20
13:30	0	0	0	0	0	0	0	0	8	4	4	4	0	0	0	20
13:45	0	0	0	0	0	0	0	0	13	9	3	0	0	0	0	25
<b>H/TOT</b>	<b>0</b>	<b>0</b>	<b>0</b>	<b>0</b>	<b>0</b>	<b>0</b>	<b>0</b>	<b>0</b>	<b>51</b>	<b>25</b>	<b>9</b>	<b>5</b>	<b>0</b>	<b>0</b>	<b>0</b>	<b>90</b>
14:00	0	0	0	0	0	0	0	0	14	5	2	2	0	0	0	23
14:15	0	0	0	0	0	0	0	0	11	7	3	1	0	0	0	22
14:30	0	0	0	0	0	0	0	0	19	12	2	1	0	0	0	34
14:45	0	0	0	0	0	0	0	0	32	6	4	2	0	0	0	44
<b>H/TOT</b>	<b>0</b>	<b>0</b>	<b>0</b>	<b>0</b>	<b>0</b>	<b>0</b>	<b>0</b>	<b>0</b>	<b>76</b>	<b>30</b>	<b>11</b>	<b>6</b>	<b>0</b>	<b>0</b>	<b>0</b>	<b>123</b>
15:00	0	0	0	0	0	0	0	0	24	4	3	0	0	1	0	32
15:15	0	0	0	0	0	0	0	0	11	5	1	3	0	0	0	20
15:30	0	0	0	0	0	0	0	0	22	12	1	1	0	2	0	38
15:45	0	0	0	0	0	0	0	0	19	10	3	0	0	0	0	32
<b>H/TOT</b>	<b>0</b>	<b>0</b>	<b>0</b>	<b>0</b>	<b>0</b>	<b>0</b>	<b>0</b>	<b>0</b>	<b>76</b>	<b>31</b>	<b>8</b>	<b>4</b>	<b>0</b>	<b>3</b>	<b>0</b>	<b>122</b>
16:00	0	0	0	0	0	0	0	0	27	7	3	0	0	0	0	37
16:15	0	0	0	0	0	0	0	0	23	10	1	0	0	0	0	34
16:30	0	0	0	0	0	0	0	0	29	11	1	2	0	1	0	44
16:45	0	0	0	0	0	0	0	0	27	6	4	0	0	0	0	37
<b>H/TOT</b>	<b>0</b>	<b>0</b>	<b>0</b>	<b>0</b>	<b>0</b>	<b>0</b>	<b>0</b>	<b>0</b>	<b>106</b>	<b>34</b>	<b>9</b>	<b>2</b>	<b>0</b>	<b>1</b>	<b>0</b>	<b>152</b>
17:00	0	0	0	0	0	0	0	0	26	10	1	0	0	0	0	37
17:15	0	0	0	0	0	0	0	0	19	8	1	0	0	0	0	28
17:30	0	0	0	0	0	0	0	0	26	4	1	0	0	1	0	32
17:45	0	0	0	0	0	0	0	0	21	3	3	2	0	0	0	29
<b>H/TOT</b>	<b>0</b>	<b>0</b>	<b>0</b>	<b>0</b>	<b>0</b>	<b>0</b>	<b>0</b>	<b>0</b>	<b>92</b>	<b>25</b>	<b>6</b>	<b>2</b>	<b>0</b>	<b>1</b>	<b>0</b>	<b>126</b>
18:00	0	0	0	0	0	0	0	0	24	8	3	0	0	0	0	35
18:15	0	0	0	0	0	0	0	0	22	3	2	1	0	2	0	30
18:30	0	0	0	0	0	0	0	0	21	8	5	3	0	0	0	37
18:45	0	0	0	0	0	0	0	0	19	5	1	0	0	0	0	25
<b>H/TOT</b>	<b>0</b>	<b>0</b>	<b>0</b>	<b>0</b>	<b>0</b>	<b>0</b>	<b>0</b>	<b>0</b>	<b>86</b>	<b>24</b>	<b>11</b>	<b>4</b>	<b>0</b>	<b>2</b>	<b>0</b>	<b>127</b>
<b>F/TOT</b>	<b>0</b>	<b>0</b>	<b>0</b>	<b>0</b>	<b>0</b>	<b>0</b>	<b>0</b>	<b>0</b>	<b>949</b>	<b>329</b>	<b>105</b>	<b>52</b>	<b>0</b>	<b>10</b>	<b>0</b>	<b>1445</b>



**MANUAL CLASSIFIED COUNTS**

JOB REF: 10520

JOB NAME: BAYNARDS GREEN

SITE: 1

LOCATION: A43 (N) / B4100 (E) / A43 (S)



DATE: 23/06/2021

DAY: WEDNESDAY

TIME	D TO A								D TO B							
	FROM B4100 (W) TO A43 (N)								FROM B4100 (W) TO B4100 (E)							
	CAR	LGV	OGV1	OGV2	PSV	MCL	PCL	TOT	CAR	LGV	OGV1	OGV2	PSV	MCL	PCL	TOT
07:00	14	8	0	0	0	1	0	23	28	8	0	0	0	1	0	37
07:15	12	6	2	2	0	0	0	22	59	7	4	0	0	0	0	70
07:30	15	7	2	0	0	0	0	24	55	22	2	0	0	1	0	80
07:45	7	7	1	1	0	1	0	17	67	9	1	0	0	0	0	77
<b>H/TOT</b>	<b>48</b>	<b>28</b>	<b>5</b>	<b>3</b>	<b>0</b>	<b>2</b>	<b>0</b>	<b>86</b>	<b>209</b>	<b>46</b>	<b>7</b>	<b>0</b>	<b>0</b>	<b>2</b>	<b>0</b>	<b>264</b>
08:00	19	11	0	0	0	0	0	30	40	10	3	0	0	1	0	54
08:15	22	4	3	0	0	0	0	29	56	23	1	2	0	1	0	83
08:30	14	1	1	0	0	0	1	17	38	6	5	2	1	1	0	53
08:45	19	5	0	2	0	0	0	26	53	4	3	0	0	0	0	60
<b>H/TOT</b>	<b>74</b>	<b>21</b>	<b>4</b>	<b>2</b>	<b>0</b>	<b>0</b>	<b>1</b>	<b>102</b>	<b>187</b>	<b>43</b>	<b>12</b>	<b>4</b>	<b>1</b>	<b>3</b>	<b>0</b>	<b>250</b>
09:00	16	5	2	1	0	0	0	24	37	4	1	0	1	0	0	43
09:15	6	8	1	2	0	0	0	17	31	2	2	1	2	0	0	38
09:30	11	5	3	2	0	0	0	21	22	7	1	1	0	0	0	31
09:45	6	6	0	0	0	0	0	12	18	5	1	3	0	0	0	27
<b>H/TOT</b>	<b>39</b>	<b>24</b>	<b>6</b>	<b>5</b>	<b>0</b>	<b>0</b>	<b>0</b>	<b>74</b>	<b>108</b>	<b>18</b>	<b>5</b>	<b>5</b>	<b>3</b>	<b>0</b>	<b>0</b>	<b>139</b>
10:00	11	6	0	0	0	0	0	17	20	4	3	3	0	0	1	31
10:15	9	8	1	1	0	0	0	19	21	6	1	1	0	0	0	29
10:30	10	3	1	1	0	0	0	15	22	5	1	0	0	0	0	28
10:45	18	2	2	2	0	0	0	24	18	12	1	0	0	0	0	31
<b>H/TOT</b>	<b>48</b>	<b>19</b>	<b>4</b>	<b>4</b>	<b>0</b>	<b>0</b>	<b>0</b>	<b>75</b>	<b>81</b>	<b>27</b>	<b>6</b>	<b>4</b>	<b>0</b>	<b>0</b>	<b>1</b>	<b>119</b>
11:00	11	4	1	0	0	0	0	16	35	5	0	0	0	5	0	45
11:15	9	3	1	4	0	0	0	17	37	7	0	2	0	0	0	46
11:30	11	4	0	1	0	0	0	16	31	6	3	1	0	0	0	41
11:45	16	2	2	1	0	0	0	21	21	7	1	1	0	1	0	31
<b>H/TOT</b>	<b>47</b>	<b>13</b>	<b>4</b>	<b>6</b>	<b>0</b>	<b>0</b>	<b>0</b>	<b>70</b>	<b>124</b>	<b>25</b>	<b>4</b>	<b>4</b>	<b>0</b>	<b>6</b>	<b>0</b>	<b>163</b>
12:00	13	3	1	0	0	0	0	17	18	4	2	2	0	2	0	28
12:15	12	3	1	1	0	0	0	17	25	1	1	0	0	3	0	30
12:30	13	4	0	0	0	0	0	17	25	6	0	0	0	0	0	31
12:45	11	7	3	2	0	1	0	24	26	10	0	1	0	1	0	38
<b>H/TOT</b>	<b>49</b>	<b>17</b>	<b>5</b>	<b>3</b>	<b>0</b>	<b>1</b>	<b>0</b>	<b>75</b>	<b>94</b>	<b>21</b>	<b>3</b>	<b>3</b>	<b>0</b>	<b>6</b>	<b>0</b>	<b>127</b>
13:00	11	4	1	1	0	0	0	17	21	8	2	0	0	0	0	31
13:15	9	7	2	1	0	0	0	19	38	7	0	1	0	1	0	47
13:30	13	6	3	2	0	0	0	24	21	11	1	2	0	0	0	35
13:45	7	7	1	3	0	0	0	18	18	6	4	0	0	1	0	29
<b>H/TOT</b>	<b>40</b>	<b>24</b>	<b>7</b>	<b>7</b>	<b>0</b>	<b>0</b>	<b>0</b>	<b>78</b>	<b>98</b>	<b>32</b>	<b>7</b>	<b>3</b>	<b>0</b>	<b>2</b>	<b>0</b>	<b>142</b>
14:00	11	2	4	1	0	0	0	18	26	5	3	0	0	0	0	34
14:15	10	5	1	2	0	0	0	18	27	6	2	0	0	1	0	36
14:30	13	6	0	2	0	0	0	21	20	5	1	1	0	0	0	27
14:45	16	10	2	1	0	0	0	29	32	4	2	1	1	0	0	40
<b>H/TOT</b>	<b>50</b>	<b>23</b>	<b>7</b>	<b>6</b>	<b>0</b>	<b>0</b>	<b>0</b>	<b>86</b>	<b>105</b>	<b>20</b>	<b>8</b>	<b>2</b>	<b>1</b>	<b>1</b>	<b>0</b>	<b>137</b>
15:00	21	4	3	3	0	0	0	31	25	3	1	0	0	2	0	31
15:15	15	6	1	1	0	1	0	24	30	6	1	0	0	0	0	37
15:30	20	6	4	2	0	0	0	32	28	8	1	0	3	0	0	40
15:45	16	5	1	1	0	0	0	23	34	4	1	2	2	0	0	43
<b>H/TOT</b>	<b>72</b>	<b>21</b>	<b>9</b>	<b>7</b>	<b>0</b>	<b>1</b>	<b>0</b>	<b>110</b>	<b>117</b>	<b>21</b>	<b>4</b>	<b>2</b>	<b>5</b>	<b>2</b>	<b>0</b>	<b>151</b>
16:00	21	10	1	1	0	0	0	33	36	10	1	1	1	2	0	51
16:15	18	10	3	0	0	0	0	31	34	8	0	0	3	1	0	46
16:30	21	7	3	1	0	0	0	32	39	11	0	0	0	1	0	51
16:45	14	7	1	3	0	1	0	26	30	4	0	0	0	0	0	34
<b>H/TOT</b>	<b>74</b>	<b>34</b>	<b>8</b>	<b>5</b>	<b>0</b>	<b>1</b>	<b>0</b>	<b>122</b>	<b>139</b>	<b>33</b>	<b>1</b>	<b>1</b>	<b>4</b>	<b>4</b>	<b>0</b>	<b>182</b>
17:00	30	5	2	0	0	0	0	37	43	1	0	0	0	1	0	45
17:15	24	7	2	0	0	0	0	33	35	4	3	0	0	1	0	43
17:30	16	4	0	0	0	1	0	21	34	8	0	1	0	3	0	46
17:45	14	1	0	0	0	0	0	15	33	4	0	1	0	0	0	38
<b>H/TOT</b>	<b>84</b>	<b>17</b>	<b>4</b>	<b>0</b>	<b>0</b>	<b>1</b>	<b>0</b>	<b>106</b>	<b>145</b>	<b>17</b>	<b>3</b>	<b>2</b>	<b>0</b>	<b>5</b>	<b>0</b>	<b>172</b>
18:00	10	5	1	0	0	0	0	16	35	5	0	0	0	2	0	42
18:15	19	3	1	1	0	0	0	24	27	2	0	0	0	0	0	29
18:30	14	6	0	1	0	0	0	21	30	3	1	0	0	0	0	34
18:45	20	2	1	2	0	0	0	25	15	0	0	0	0	0	0	15
<b>H/TOT</b>	<b>63</b>	<b>16</b>	<b>3</b>	<b>4</b>	<b>0</b>	<b>0</b>	<b>0</b>	<b>86</b>	<b>107</b>	<b>10</b>	<b>1</b>	<b>0</b>	<b>0</b>	<b>2</b>	<b>0</b>	<b>120</b>
<b>F/TOT</b>	<b>688</b>	<b>257</b>	<b>66</b>	<b>52</b>	<b>0</b>	<b>6</b>	<b>1</b>	<b>1070</b>	<b>1514</b>	<b>313</b>	<b>61</b>	<b>30</b>	<b>14</b>	<b>33</b>	<b>1</b>	<b>1966</b>

**MANUAL CLASSIFIED COUNTS**

JOB REF: 10520

JOB NAME: BAYNARDS GREEN

SITE: 1

LOCATION: A43 (N) / B4100 (E) / A43 (S)



DATE: 23/06/2021

DAY: WEDNESDAY

TIME	D TO C								D TO D							
	FROM B4100 (W) TO A43 (S)								FROM B4100 (W) TO B4100 (W)							
	CAR	LGV	OGV1	OGV2	PSV	MCL	PCL	TOT	CAR	LGV	OGV1	OGV2	PSV	MCL	PCL	TOT
07:00	22	14	2	2	0	0	0	40	1	0	1	0	0	0	0	2
07:15	24	21	1	0	0	1	0	47	0	2	0	1	0	0	0	3
07:30	27	8	1	0	0	0	0	36	2	0	0	0	0	0	0	2
07:45	27	16	2	0	0	0	0	45	3	1	1	0	0	0	0	5
<b>H/TOT</b>	<b>100</b>	<b>59</b>	<b>6</b>	<b>2</b>	<b>0</b>	<b>1</b>	<b>0</b>	<b>168</b>	<b>6</b>	<b>3</b>	<b>2</b>	<b>1</b>	<b>0</b>	<b>0</b>	<b>0</b>	<b>12</b>
08:00	35	13	2	3	0	0	0	53	0	0	1	0	0	0	0	1
08:15	26	2	3	0	0	0	0	31	4	2	0	0	0	0	0	6
08:30	32	13	1	0	0	0	0	46	2	1	0	0	0	0	0	3
08:45	23	9	0	1	0	0	0	33	0	2	0	0	0	0	0	2
<b>H/TOT</b>	<b>116</b>	<b>37</b>	<b>6</b>	<b>4</b>	<b>0</b>	<b>0</b>	<b>0</b>	<b>163</b>	<b>6</b>	<b>5</b>	<b>1</b>	<b>0</b>	<b>0</b>	<b>0</b>	<b>0</b>	<b>12</b>
09:00	25	7	6	2	0	0	0	40	2	2	0	0	0	0	0	4
09:15	21	9	1	1	0	1	0	33	1	3	1	0	0	0	0	5
09:30	19	4	1	2	0	2	0	28	4	2	0	0	0	0	0	6
09:45	23	6	3	0	0	0	0	32	1	1	0	0	0	0	0	2
<b>H/TOT</b>	<b>88</b>	<b>26</b>	<b>11</b>	<b>5</b>	<b>0</b>	<b>3</b>	<b>0</b>	<b>133</b>	<b>8</b>	<b>8</b>	<b>1</b>	<b>0</b>	<b>0</b>	<b>0</b>	<b>0</b>	<b>17</b>
10:00	23	5	4	3	0	0	0	35	3	3	0	0	0	0	0	6
10:15	18	6	2	2	0	0	0	28	3	1	0	0	0	0	0	4
10:30	16	2	1	1	0	0	0	20	4	2	1	0	0	0	0	7
10:45	16	4	1	1	0	1	0	23	2	0	0	0	0	0	0	2
<b>H/TOT</b>	<b>73</b>	<b>17</b>	<b>8</b>	<b>7</b>	<b>0</b>	<b>1</b>	<b>0</b>	<b>106</b>	<b>12</b>	<b>6</b>	<b>1</b>	<b>0</b>	<b>0</b>	<b>0</b>	<b>0</b>	<b>19</b>
11:00	16	3	2	1	0	0	0	22	2	0	0	0	0	0	0	2
11:15	16	9	2	1	0	0	0	28	1	1	0	0	0	0	0	2
11:30	19	6	3	1	0	0	0	29	3	0	0	0	0	0	0	3
11:45	18	5	4	2	0	1	0	30	3	0	1	0	0	0	0	4
<b>H/TOT</b>	<b>69</b>	<b>23</b>	<b>11</b>	<b>5</b>	<b>0</b>	<b>1</b>	<b>0</b>	<b>109</b>	<b>9</b>	<b>1</b>	<b>1</b>	<b>0</b>	<b>0</b>	<b>0</b>	<b>0</b>	<b>11</b>
12:00	9	3	1	1	0	0	0	14	3	1	1	0	0	0	0	5
12:15	14	5	2	0	0	0	0	21	4	1	1	0	0	0	0	6
12:30	24	8	4	0	0	0	0	36	3	3	1	0	0	0	0	7
12:45	25	6	0	0	0	0	0	31	4	3	0	0	0	0	0	7
<b>H/TOT</b>	<b>72</b>	<b>22</b>	<b>7</b>	<b>1</b>	<b>0</b>	<b>0</b>	<b>0</b>	<b>102</b>	<b>14</b>	<b>8</b>	<b>3</b>	<b>0</b>	<b>0</b>	<b>0</b>	<b>0</b>	<b>25</b>
13:00	20	9	3	0	0	0	0	32	9	2	0	0	0	0	0	11
13:15	13	2	0	1	0	0	0	16	3	0	0	0	0	0	0	3
13:30	19	0	2	0	0	0	0	21	6	2	0	0	0	0	0	8
13:45	17	5	2	4	0	0	0	28	2	1	0	0	0	0	0	3
<b>H/TOT</b>	<b>69</b>	<b>16</b>	<b>7</b>	<b>5</b>	<b>0</b>	<b>0</b>	<b>0</b>	<b>97</b>	<b>20</b>	<b>5</b>	<b>0</b>	<b>0</b>	<b>0</b>	<b>0</b>	<b>0</b>	<b>25</b>
14:00	18	5	2	1	0	1	0	27	5	1	0	0	0	0	0	6
14:15	17	11	0	1	0	3	0	32	4	2	0	0	0	0	0	6
14:30	21	10	1	0	0	0	0	32	1	0	0	0	0	0	0	1
14:45	12	9	2	1	0	0	0	24	6	1	0	0	0	0	0	7
<b>H/TOT</b>	<b>68</b>	<b>35</b>	<b>5</b>	<b>3</b>	<b>0</b>	<b>4</b>	<b>0</b>	<b>115</b>	<b>16</b>	<b>4</b>	<b>0</b>	<b>0</b>	<b>0</b>	<b>0</b>	<b>0</b>	<b>20</b>
15:00	17	13	3	0	0	0	0	33	3	0	0	1	0	0	0	4
15:15	11	4	4	1	0	0	0	20	1	3	1	0	0	0	0	5
15:30	25	10	4	1	0	1	0	41	5	1	0	0	0	0	0	6
15:45	23	3	2	0	0	1	0	29	1	1	0	0	0	0	0	2
<b>H/TOT</b>	<b>76</b>	<b>30</b>	<b>13</b>	<b>2</b>	<b>0</b>	<b>2</b>	<b>0</b>	<b>123</b>	<b>10</b>	<b>5</b>	<b>1</b>	<b>1</b>	<b>0</b>	<b>0</b>	<b>0</b>	<b>17</b>
16:00	21	13	2	2	0	0	0	38	5	0	0	0	0	0	0	5
16:15	27	11	1	1	0	0	0	40	4	2	0	0	0	0	0	6
16:30	19	8	2	0	0	0	0	29	3	1	0	0	0	0	0	4
16:45	24	3	1	0	0	1	0	29	6	0	0	0	0	0	0	6
<b>H/TOT</b>	<b>91</b>	<b>35</b>	<b>6</b>	<b>3</b>	<b>0</b>	<b>1</b>	<b>0</b>	<b>136</b>	<b>18</b>	<b>3</b>	<b>0</b>	<b>0</b>	<b>0</b>	<b>0</b>	<b>0</b>	<b>21</b>
17:00	24	5	2	0	0	0	0	31	6	1	0	0	0	0	0	7
17:15	26	2	1	1	0	0	0	30	2	0	0	0	0	0	0	2
17:30	21	2	0	0	0	1	0	24	4	0	0	0	0	0	0	4
17:45	20	4	0	0	0	0	0	24	3	0	0	0	0	1	0	4
<b>H/TOT</b>	<b>91</b>	<b>13</b>	<b>3</b>	<b>1</b>	<b>0</b>	<b>1</b>	<b>0</b>	<b>109</b>	<b>15</b>	<b>1</b>	<b>0</b>	<b>0</b>	<b>0</b>	<b>1</b>	<b>0</b>	<b>17</b>
18:00	16	6	1	0	0	0	0	23	5	0	0	0	0	0	0	5
18:15	14	4	1	1	0	0	0	20	3	0	0	0	0	0	0	3
18:30	13	2	0	0	0	0	0	15	2	1	0	0	0	0	0	3
18:45	9	4	3	1	0	0	0	17	1	1	0	1	0	0	0	3
<b>H/TOT</b>	<b>52</b>	<b>16</b>	<b>5</b>	<b>2</b>	<b>0</b>	<b>0</b>	<b>0</b>	<b>75</b>	<b>11</b>	<b>2</b>	<b>0</b>	<b>1</b>	<b>0</b>	<b>0</b>	<b>0</b>	<b>14</b>
<b>F/TOT</b>	<b>965</b>	<b>329</b>	<b>88</b>	<b>40</b>	<b>0</b>	<b>14</b>	<b>0</b>	<b>1436</b>	<b>145</b>	<b>51</b>	<b>10</b>	<b>3</b>	<b>0</b>	<b>1</b>	<b>0</b>	<b>210</b>

**MANUAL CLASSIFIED COUNTS**

JOB REF: 10520

JOB NAME: BAYNARDS GREEN

SITE: 1

LOCATION: A43 (N) / B4100 (E) / A43 (S)



DATE: 23/06/2021

DAY: WEDNESDAY

TIME	TO ARM A								FROM ARM A							
	A43 (N)								A43 (N)							
	CAR	LGV	OGV1	OGV2	PSV	MCL	PCL	TOT	CAR	LGV	OGV1	OGV2	PSV	MCL	PCL	TOT
07:00	179	55	8	40	1	1	0	284	252	128	35	31	1	0	0	447
07:15	191	53	20	31	1	2	0	298	261	110	23	31	0	5	0	430
07:30	201	50	16	23	0	3	0	293	259	91	32	42	0	2	0	426
07:45	223	50	17	32	0	3	0	325	261	97	32	41	0	4	0	435
<b>H/TOT</b>	<b>794</b>	<b>208</b>	<b>61</b>	<b>126</b>	<b>2</b>	<b>9</b>	<b>0</b>	<b>1200</b>	<b>1033</b>	<b>426</b>	<b>122</b>	<b>145</b>	<b>1</b>	<b>11</b>	<b>0</b>	<b>1738</b>
08:00	275	55	19	33	1	2	0	385	255	71	31	46	1	1	0	405
08:15	262	42	23	52	1	0	0	380	261	61	40	38	0	2	0	402
08:30	201	34	19	30	1	0	1	286	275	77	38	27	1	0	0	418
08:45	195	44	12	39	1	0	0	291	243	69	29	39	2	2	0	384
<b>H/TOT</b>	<b>933</b>	<b>175</b>	<b>73</b>	<b>154</b>	<b>4</b>	<b>2</b>	<b>1</b>	<b>1342</b>	<b>1034</b>	<b>278</b>	<b>138</b>	<b>150</b>	<b>4</b>	<b>5</b>	<b>0</b>	<b>1609</b>
09:00	166	40	15	34	1	2	0	258	223	64	18	56	0	2	0	363
09:15	124	49	19	37	1	0	0	230	220	49	27	43	2	0	0	341
09:30	159	40	25	56	1	5	0	286	194	53	23	44	2	2	0	318
09:45	158	59	26	42	1	0	0	286	187	47	19	32	1	1	0	287
<b>H/TOT</b>	<b>607</b>	<b>188</b>	<b>85</b>	<b>169</b>	<b>4</b>	<b>7</b>	<b>0</b>	<b>1060</b>	<b>824</b>	<b>213</b>	<b>87</b>	<b>175</b>	<b>5</b>	<b>5</b>	<b>0</b>	<b>1309</b>
10:00	149	44	23	36	0	1	0	253	175	48	17	36	0	2	0	278
10:15	180	55	22	41	0	3	0	301	206	40	26	27	0	0	0	299
10:30	173	56	16	48	0	0	0	293	229	39	22	53	0	3	0	346
10:45	188	55	25	45	1	3	0	317	160	43	21	25	2	0	0	251
<b>H/TOT</b>	<b>690</b>	<b>210</b>	<b>86</b>	<b>170</b>	<b>1</b>	<b>7</b>	<b>0</b>	<b>1164</b>	<b>770</b>	<b>170</b>	<b>86</b>	<b>141</b>	<b>2</b>	<b>5</b>	<b>0</b>	<b>1174</b>
11:00	152	40	30	41	0	0	0	263	177	48	14	48	0	0	0	287
11:15	201	45	17	38	0	1	0	302	192	42	22	35	1	0	0	292
11:30	197	48	29	42	1	0	0	317	194	37	18	36	1	2	0	288
11:45	189	49	27	36	1	1	0	303	173	41	19	44	1	1	0	279
<b>H/TOT</b>	<b>739</b>	<b>182</b>	<b>103</b>	<b>157</b>	<b>2</b>	<b>2</b>	<b>0</b>	<b>1185</b>	<b>736</b>	<b>168</b>	<b>73</b>	<b>163</b>	<b>3</b>	<b>3</b>	<b>0</b>	<b>1146</b>
12:00	140	44	18	33	1	0	0	236	184	42	22	33	0	1	0	282
12:15	191	41	17	39	1	1	0	290	166	40	23	36	2	3	0	270
12:30	189	53	26	39	2	2	0	311	205	37	15	42	0	2	0	301
12:45	178	51	28	48	2	3	0	310	183	47	21	44	1	2	0	298
<b>H/TOT</b>	<b>698</b>	<b>189</b>	<b>89</b>	<b>159</b>	<b>6</b>	<b>6</b>	<b>0</b>	<b>1147</b>	<b>738</b>	<b>166</b>	<b>81</b>	<b>155</b>	<b>3</b>	<b>8</b>	<b>0</b>	<b>1151</b>
13:00	187	65	39	30	1	2	0	324	166	37	13	43	1	0	0	260
13:15	195	79	26	45	1	1	0	347	143	48	20	36	1	1	0	249
13:30	205	72	34	42	1	1	0	355	166	50	22	35	0	1	0	274
13:45	178	54	21	42	2	0	0	297	139	40	17	47	1	2	0	246
<b>H/TOT</b>	<b>765</b>	<b>270</b>	<b>120</b>	<b>159</b>	<b>5</b>	<b>4</b>	<b>0</b>	<b>1323</b>	<b>614</b>	<b>175</b>	<b>72</b>	<b>161</b>	<b>3</b>	<b>4</b>	<b>0</b>	<b>1029</b>
14:00	182	57	31	36	2	2	0	310	153	41	21	36	0	0	0	251
14:15	217	58	40	43	0	1	0	359	167	42	17	33	1	0	0	260
14:30	190	58	16	36	0	1	0	301	193	46	13	52	0	4	0	308
14:45	195	87	20	31	0	2	0	335	194	56	22	30	1	1	1	305
<b>H/TOT</b>	<b>784</b>	<b>260</b>	<b>107</b>	<b>146</b>	<b>2</b>	<b>6</b>	<b>0</b>	<b>1305</b>	<b>707</b>	<b>185</b>	<b>73</b>	<b>151</b>	<b>2</b>	<b>5</b>	<b>1</b>	<b>1124</b>
15:00	198	74	15	38	2	1	0	328	177	48	17	34	0	4	0	280
15:15	231	73	17	33	0	1	0	355	207	43	14	34	1	0	0	299
15:30	214	77	24	27	0	3	0	345	171	45	16	38	0	6	0	276
15:45	238	81	15	33	0	3	0	370	206	52	14	37	0	3	0	312
<b>H/TOT</b>	<b>881</b>	<b>305</b>	<b>71</b>	<b>131</b>	<b>2</b>	<b>8</b>	<b>0</b>	<b>1398</b>	<b>761</b>	<b>188</b>	<b>61</b>	<b>143</b>	<b>1</b>	<b>13</b>	<b>0</b>	<b>1167</b>
16:00	276	110	24	29	2	3	0	444	229	35	7	26	0	4	0	301
16:15	267	93	21	28	0	2	0	411	234	53	15	31	1	0	0	334
16:30	289	97	22	41	0	0	0	449	269	61	28	31	1	1	0	391
16:45	288	108	23	38	0	1	0	458	268	38	14	28	5	0	0	353
<b>H/TOT</b>	<b>1120</b>	<b>408</b>	<b>90</b>	<b>136</b>	<b>2</b>	<b>6</b>	<b>0</b>	<b>1762</b>	<b>1000</b>	<b>187</b>	<b>64</b>	<b>116</b>	<b>7</b>	<b>5</b>	<b>0</b>	<b>1379</b>
17:00	339	85	18	30	2	3	0	477	322	50	10	28	0	2	0	412
17:15	354	74	21	34	1	1	0	485	300	40	6	29	0	0	0	375
17:30	318	79	18	31	1	5	0	452	233	39	7	18	2	3	0	302
17:45	340	68	14	31	2	3	0	458	264	34	8	28	1	0	0	335
<b>H/TOT</b>	<b>1351</b>	<b>306</b>	<b>71</b>	<b>126</b>	<b>6</b>	<b>12</b>	<b>0</b>	<b>1872</b>	<b>1119</b>	<b>163</b>	<b>31</b>	<b>103</b>	<b>3</b>	<b>5</b>	<b>0</b>	<b>1424</b>
18:00	338	64	16	45	0	3	0	466	243	22	10	30	2	1	0	308
18:15	288	47	12	23	1	3	0	374	225	33	4	26	0	3	0	291
18:30	271	45	7	22	1	1	0	347	184	34	6	22	1	2	0	249
18:45	238	34	14	43	0	0	0	329	155	18	6	23	0	0	0	202
<b>H/TOT</b>	<b>1135</b>	<b>190</b>	<b>49</b>	<b>133</b>	<b>2</b>	<b>7</b>	<b>0</b>	<b>1515</b>	<b>887</b>	<b>107</b>	<b>26</b>	<b>101</b>	<b>3</b>	<b>6</b>	<b>0</b>	<b>1050</b>
<b>F/TOT</b>	<b>10497</b>	<b>2891</b>	<b>1005</b>	<b>1766</b>	<b>38</b>	<b>76</b>	<b>1</b>	<b>16274</b>	<b>10143</b>	<b>2426</b>	<b>914</b>	<b>1704</b>	<b>37</b>	<b>75</b>	<b>1</b>	<b>15300</b>

**MANUAL CLASSIFIED COUNTS**



JOB REF: 10520

JOB NAME: BAYNARDS GREEN

SITE: 1

LOCATION: A43 (N) / B4100 (E) / A43 (S)

DATE: 23/06/2021

DAY: WEDNESDAY

TIME	TO ARM B B4100 (E)							TOT	FROM ARM B B4100 (E)							TOT
	CAR	LGV	OGV1	OGV2	PSV	MCL	PCL		CAR	LGV	OGV1	OGV2	PSV	MCL	PCL	
07:00	118	46	5	5	1	1	0	176	58	16	2	0	2	2	0	80
07:15	138	43	9	5	0	1	0	196	86	20	4	2	3	0	0	115
07:30	145	59	4	4	0	1	0	213	94	28	6	3	0	3	0	134
07:45	185	33	5	4	0	0	0	227	74	22	4	2	1	1	0	104
<b>H/TOT</b>	<b>586</b>	<b>181</b>	<b>23</b>	<b>18</b>	<b>1</b>	<b>3</b>	<b>0</b>	<b>812</b>	<b>312</b>	<b>86</b>	<b>16</b>	<b>7</b>	<b>6</b>	<b>6</b>	<b>0</b>	<b>433</b>
08:00	126	31	8	4	1	1	0	171	89	14	6	5	0	0	0	114
08:15	147	52	6	8	0	3	0	216	109	20	4	2	1	0	0	136
08:30	137	24	10	4	1	1	0	177	100	10	3	4	0	0	0	117
08:45	135	16	7	9	0	0	0	167	78	15	4	5	1	0	0	103
<b>H/TOT</b>	<b>545</b>	<b>123</b>	<b>31</b>	<b>25</b>	<b>2</b>	<b>5</b>	<b>0</b>	<b>731</b>	<b>376</b>	<b>59</b>	<b>17</b>	<b>16</b>	<b>2</b>	<b>0</b>	<b>0</b>	<b>470</b>
09:00	100	15	6	4	1	0	0	126	55	18	2	4	0	1	0	80
09:15	102	14	7	3	3	0	0	129	57	12	3	4	2	0	0	78
09:30	78	24	3	5	0	1	0	111	55	24	10	3	0	1	0	93
09:45	72	21	2	4	0	0	0	99	44	16	3	6	1	0	0	70
<b>H/TOT</b>	<b>352</b>	<b>74</b>	<b>18</b>	<b>16</b>	<b>4</b>	<b>1</b>	<b>0</b>	<b>465</b>	<b>211</b>	<b>70</b>	<b>18</b>	<b>17</b>	<b>3</b>	<b>2</b>	<b>0</b>	<b>321</b>
10:00	61	13	4	4	0	2	1	85	43	13	4	2	0	1	0	63
10:15	71	13	7	3	0	0	0	94	60	17	5	3	0	1	0	86
10:30	83	12	4	5	0	1	0	105	54	17	3	6	0	1	0	81
10:45	52	27	9	4	0	1	0	93	52	13	3	7	0	0	0	75
<b>H/TOT</b>	<b>267</b>	<b>65</b>	<b>24</b>	<b>16</b>	<b>0</b>	<b>4</b>	<b>1</b>	<b>377</b>	<b>209</b>	<b>60</b>	<b>15</b>	<b>18</b>	<b>0</b>	<b>3</b>	<b>0</b>	<b>305</b>
11:00	86	21	5	3	0	5	0	120	43	13	6	3	0	1	0	66
11:15	76	18	6	5	1	0	0	106	63	14	6	4	0	1	0	88
11:30	72	20	10	3	0	0	0	105	51	18	4	4	0	1	0	78
11:45	51	27	6	3	0	1	0	88	56	12	8	3	1	0	0	80
<b>H/TOT</b>	<b>285</b>	<b>86</b>	<b>27</b>	<b>14</b>	<b>1</b>	<b>6</b>	<b>0</b>	<b>419</b>	<b>213</b>	<b>57</b>	<b>24</b>	<b>14</b>	<b>1</b>	<b>3</b>	<b>0</b>	<b>312</b>
12:00	68	17	6	4	0	3	0	98	50	20	5	9	0	0	0	84
12:15	60	13	3	2	1	3	0	82	61	11	1	3	0	0	0	76
12:30	67	19	5	4	0	1	0	96	66	16	5	2	0	1	0	90
12:45	64	21	7	6	0	2	0	100	45	16	5	2	1	1	0	70
<b>H/TOT</b>	<b>259</b>	<b>70</b>	<b>21</b>	<b>16</b>	<b>1</b>	<b>9</b>	<b>0</b>	<b>376</b>	<b>222</b>	<b>63</b>	<b>16</b>	<b>16</b>	<b>1</b>	<b>2</b>	<b>0</b>	<b>320</b>
13:00	59	18	8	5	0	0	0	90	61	18	10	2	0	2	0	93
13:15	76	15	2	2	0	1	0	96	76	20	8	7	0	3	0	114
13:30	61	22	8	4	0	0	0	95	87	18	4	2	2	0	0	113
13:45	57	17	6	1	1	1	0	83	65	13	1	6	0	0	0	85
<b>H/TOT</b>	<b>253</b>	<b>72</b>	<b>24</b>	<b>12</b>	<b>1</b>	<b>2</b>	<b>0</b>	<b>364</b>	<b>289</b>	<b>69</b>	<b>23</b>	<b>17</b>	<b>2</b>	<b>5</b>	<b>0</b>	<b>405</b>
14:00	72	14	6	5	0	0	0	97	75	21	9	9	3	2	0	119
14:15	75	20	4	3	1	1	0	104	93	17	5	3	1	0	0	119
14:30	61	17	2	1	0	2	0	83	71	19	4	3	1	1	0	99
14:45	78	21	3	2	1	0	1	106	80	19	3	4	0	2	0	108
<b>H/TOT</b>	<b>286</b>	<b>72</b>	<b>15</b>	<b>11</b>	<b>2</b>	<b>3</b>	<b>1</b>	<b>390</b>	<b>319</b>	<b>76</b>	<b>21</b>	<b>19</b>	<b>5</b>	<b>5</b>	<b>0</b>	<b>445</b>
15:00	77	18	8	2	0	4	0	109	74	33	4	1	2	0	0	114
15:15	90	14	4	0	0	0	0	108	93	26	2	4	2	1	0	128
15:30	78	21	5	2	3	0	0	109	98	34	4	2	1	1	0	140
15:45	84	15	2	3	2	0	0	106	80	24	6	2	0	2	0	114
<b>H/TOT</b>	<b>329</b>	<b>68</b>	<b>19</b>	<b>7</b>	<b>5</b>	<b>4</b>	<b>0</b>	<b>432</b>	<b>345</b>	<b>117</b>	<b>16</b>	<b>9</b>	<b>5</b>	<b>4</b>	<b>0</b>	<b>496</b>
16:00	96	17	2	4	2	2	0	123	96	37	2	2	0	0	0	137
16:15	98	26	5	3	3	1	0	136	125	26	5	1	0	1	0	158
16:30	108	22	8	0	0	2	0	140	111	31	5	1	1	1	0	150
16:45	117	14	0	1	1	0	0	133	144	22	4	1	0	0	0	171
<b>H/TOT</b>	<b>419</b>	<b>79</b>	<b>15</b>	<b>8</b>	<b>6</b>	<b>5</b>	<b>0</b>	<b>532</b>	<b>476</b>	<b>116</b>	<b>16</b>	<b>5</b>	<b>1</b>	<b>2</b>	<b>0</b>	<b>616</b>
17:00	121	13	1	1	0	1	0	137	130	19	3	3	0	4	1	160
17:15	119	11	4	2	0	1	0	137	155	22	2	2	1	2	1	185
17:30	104	17	3	1	1	5	0	131	166	21	3	6	1	1	0	198
17:45	108	9	2	3	1	0	0	123	143	13	1	0	0	2	0	159
<b>H/TOT</b>	<b>452</b>	<b>50</b>	<b>10</b>	<b>7</b>	<b>2</b>	<b>7</b>	<b>0</b>	<b>528</b>	<b>594</b>	<b>75</b>	<b>9</b>	<b>11</b>	<b>2</b>	<b>9</b>	<b>2</b>	<b>702</b>
18:00	103	9	3	1	2	4	0	122	119	17	4	0	0	1	0	141
18:15	87	11	1	7	0	1	0	107	128	24	2	2	1	0	0	157
18:30	77	11	2	2	0	1	0	93	93	12	0	2	1	2	0	110
18:45	56	5	2	1	0	0	0	64	88	9	1	2	0	0	0	100
<b>H/TOT</b>	<b>323</b>	<b>36</b>	<b>8</b>	<b>11</b>	<b>2</b>	<b>6</b>	<b>0</b>	<b>386</b>	<b>428</b>	<b>62</b>	<b>7</b>	<b>6</b>	<b>2</b>	<b>3</b>	<b>0</b>	<b>508</b>
<b>F/TOT</b>	<b>4356</b>	<b>976</b>	<b>235</b>	<b>161</b>	<b>27</b>	<b>55</b>	<b>2</b>	<b>5812</b>	<b>3994</b>	<b>910</b>	<b>198</b>	<b>155</b>	<b>30</b>	<b>44</b>	<b>2</b>	<b>5333</b>

**MANUAL CLASSIFIED COUNTS**



JOB REF: 10520

JOB NAME: BAYNARDS GREEN

SITE: 1

LOCATION: A43 (N) / B4100 (E) / A43 (S)

DATE: 23/06/2021

DAY: WEDNESDAY

TIME	TO ARM C A43 (S)								FROM ARM C A43 (S)							
	CAR	LGV	OGV1	OGV2	PSV	MCL	PCL	TOT	CAR	LGV	OGV1	OGV2	PSV	MCL	PCL	TOT
07:00	211	111	33	29	0	0	0	384	181	74	12	45	0	0	0	312
07:15	244	101	21	30	0	6	0	402	189	64	20	32	1	3	0	309
07:30	237	70	31	42	0	2	0	382	182	59	12	26	0	2	0	281
07:45	213	89	33	40	0	4	0	379	247	51	18	32	0	2	0	350
<b>H/TOT</b>	<b>905</b>	<b>371</b>	<b>118</b>	<b>141</b>	<b>0</b>	<b>12</b>	<b>0</b>	<b>1547</b>	<b>799</b>	<b>248</b>	<b>62</b>	<b>135</b>	<b>1</b>	<b>7</b>	<b>0</b>	<b>1252</b>
08:00	232	63	31	49	0	1	0	376	262	56	22	33	1	2	0	376
08:15	226	41	37	35	0	1	0	340	251	50	20	54	1	1	0	377
08:30	237	75	32	29	1	0	0	374	202	41	20	32	1	0	0	296
08:45	199	72	25	38	1	1	0	336	186	49	15	41	0	0	0	291
<b>H/TOT</b>	<b>894</b>	<b>251</b>	<b>125</b>	<b>151</b>	<b>2</b>	<b>3</b>	<b>0</b>	<b>1426</b>	<b>901</b>	<b>196</b>	<b>77</b>	<b>160</b>	<b>3</b>	<b>3</b>	<b>0</b>	<b>1340</b>
09:00	207	56	23	58	0	1	0	345	171	41	16	38	1	1	0	258
09:15	185	55	24	44	1	1	0	310	135	59	20	35	0	0	0	249
09:30	167	47	25	43	2	3	0	287	167	41	24	56	1	4	0	293
09:45	165	39	21	32	1	1	0	259	169	54	28	42	0	0	0	293
<b>H/TOT</b>	<b>724</b>	<b>197</b>	<b>93</b>	<b>177</b>	<b>4</b>	<b>6</b>	<b>0</b>	<b>1201</b>	<b>642</b>	<b>195</b>	<b>88</b>	<b>171</b>	<b>2</b>	<b>5</b>	<b>0</b>	<b>1103</b>
10:00	179	43	21	39	0	0	0	282	148	37	21	40	0	0	0	246
10:15	196	44	24	27	0	0	0	291	185	48	23	39	0	2	0	297
10:30	202	42	19	50	0	2	0	315	184	62	21	48	0	0	0	315
10:45	156	40	16	28	1	1	0	242	182	61	28	43	1	4	0	319
<b>H/TOT</b>	<b>733</b>	<b>169</b>	<b>80</b>	<b>144</b>	<b>1</b>	<b>3</b>	<b>0</b>	<b>1130</b>	<b>699</b>	<b>208</b>	<b>93</b>	<b>170</b>	<b>1</b>	<b>6</b>	<b>0</b>	<b>1177</b>
11:00	151	43	14	47	0	0	0	255	161	49	30	44	0	0	0	284
11:15	174	45	26	38	0	0	0	283	200	49	21	39	0	1	0	310
11:30	182	42	18	36	1	2	0	281	186	53	35	40	1	0	0	315
11:45	185	38	21	43	1	2	0	290	180	59	26	37	0	1	0	303
<b>H/TOT</b>	<b>692</b>	<b>168</b>	<b>79</b>	<b>164</b>	<b>2</b>	<b>4</b>	<b>0</b>	<b>1109</b>	<b>727</b>	<b>210</b>	<b>112</b>	<b>160</b>	<b>1</b>	<b>2</b>	<b>0</b>	<b>1212</b>
12:00	151	40	21	35	0	0	0	247	148	47	19	30	1	0	0	245
12:15	152	38	25	35	1	3	0	254	177	45	20	39	1	1	0	283
12:30	196	41	18	38	0	2	0	295	185	56	31	39	2	3	0	316
12:45	178	45	18	42	1	1	0	285	186	56	29	48	1	1	0	321
<b>H/TOT</b>	<b>677</b>	<b>164</b>	<b>82</b>	<b>150</b>	<b>2</b>	<b>6</b>	<b>0</b>	<b>1081</b>	<b>696</b>	<b>204</b>	<b>99</b>	<b>156</b>	<b>5</b>	<b>5</b>	<b>0</b>	<b>1165</b>
13:00	165	41	16	39	1	0	0	262	184	69	36	29	1	1	0	320
13:15	136	45	22	37	1	0	0	241	186	71	22	40	1	0	0	320
13:30	157	47	18	31	0	1	0	254	177	66	35	42	1	1	0	322
13:45	131	39	19	50	0	1	0	240	172	57	24	36	2	0	0	291
<b>H/TOT</b>	<b>589</b>	<b>172</b>	<b>75</b>	<b>157</b>	<b>2</b>	<b>2</b>	<b>0</b>	<b>997</b>	<b>719</b>	<b>263</b>	<b>117</b>	<b>147</b>	<b>5</b>	<b>2</b>	<b>0</b>	<b>1253</b>
14:00	141	44	17	37	0	1	0	240	165	51	25	35	2	1	0	279
14:15	156	45	15	31	0	3	0	250	187	63	40	41	0	1	0	332
14:30	182	52	12	49	0	2	0	297	182	64	17	33	0	1	0	297
14:45	177	51	25	31	0	1	0	285	186	79	22	30	0	0	0	317
<b>H/TOT</b>	<b>656</b>	<b>192</b>	<b>69</b>	<b>148</b>	<b>0</b>	<b>7</b>	<b>0</b>	<b>1072</b>	<b>720</b>	<b>257</b>	<b>104</b>	<b>139</b>	<b>2</b>	<b>3</b>	<b>0</b>	<b>1225</b>
15:00	171	58	16	33	0	2	0	280	195	67	18	35	1	2	0	318
15:15	172	40	16	34	1	0	0	263	207	66	19	32	0	0	0	324
15:30	166	54	20	35	0	7	0	282	184	78	24	26	0	5	0	317
15:45	196	49	16	35	0	3	0	299	227	73	16	31	0	2	0	349
<b>H/TOT</b>	<b>705</b>	<b>201</b>	<b>68</b>	<b>137</b>	<b>1</b>	<b>12</b>	<b>0</b>	<b>1124</b>	<b>813</b>	<b>284</b>	<b>77</b>	<b>124</b>	<b>1</b>	<b>9</b>	<b>0</b>	<b>1308</b>
16:00	214	48	8	28	0	4	0	302	265	92	26	30	3	3	0	419
16:15	234	54	12	30	1	0	0	331	251	85	18	28	0	2	0	384
16:30	246	60	25	32	2	0	0	365	256	84	22	42	0	1	0	405
16:45	254	37	12	29	4	1	0	337	273	101	25	36	0	0	0	435
<b>H/TOT</b>	<b>948</b>	<b>199</b>	<b>57</b>	<b>119</b>	<b>7</b>	<b>5</b>	<b>0</b>	<b>1335</b>	<b>1045</b>	<b>362</b>	<b>91</b>	<b>136</b>	<b>3</b>	<b>6</b>	<b>0</b>	<b>1643</b>
17:00	295	54	10	26	0	4	0	389	298	89	15	28	2	1	0	433
17:15	283	47	8	30	0	0	0	368	311	72	20	35	0	1	0	439
17:30	217	40	8	22	1	2	0	290	279	71	20	29	0	5	0	404
17:45	240	32	6	26	0	0	0	304	310	65	16	33	2	3	0	429
<b>H/TOT</b>	<b>1035</b>	<b>173</b>	<b>32</b>	<b>104</b>	<b>1</b>	<b>6</b>	<b>0</b>	<b>1351</b>	<b>1198</b>	<b>297</b>	<b>71</b>	<b>125</b>	<b>4</b>	<b>10</b>	<b>0</b>	<b>1705</b>
18:00	223	26	10	29	0	0	0	288	319	60	18	46	0	3	0	446
18:15	217	33	6	26	0	2	0	284	264	40	13	27	1	5	0	350
18:30	168	29	5	23	1	2	0	228	252	49	12	26	0	2	0	341
18:45	142	20	9	25	0	0	0	196	221	38	15	41	0	0	0	315
<b>H/TOT</b>	<b>750</b>	<b>108</b>	<b>30</b>	<b>103</b>	<b>1</b>	<b>4</b>	<b>0</b>	<b>996</b>	<b>1056</b>	<b>187</b>	<b>58</b>	<b>140</b>	<b>1</b>	<b>10</b>	<b>0</b>	<b>1452</b>
<b>F/TOT</b>	<b>9308</b>	<b>2365</b>	<b>908</b>	<b>1695</b>	<b>23</b>	<b>70</b>	<b>0</b>	<b>14369</b>	<b>10015</b>	<b>2911</b>	<b>1049</b>	<b>1763</b>	<b>29</b>	<b>68</b>	<b>0</b>	<b>15835</b>

**MANUAL CLASSIFIED COUNTS**



JOB REF: 10520

JOB NAME: BAYNARDS GREEN

SITE: 1

LOCATION: A43 (N) / B4100 (E) / A43 (S)

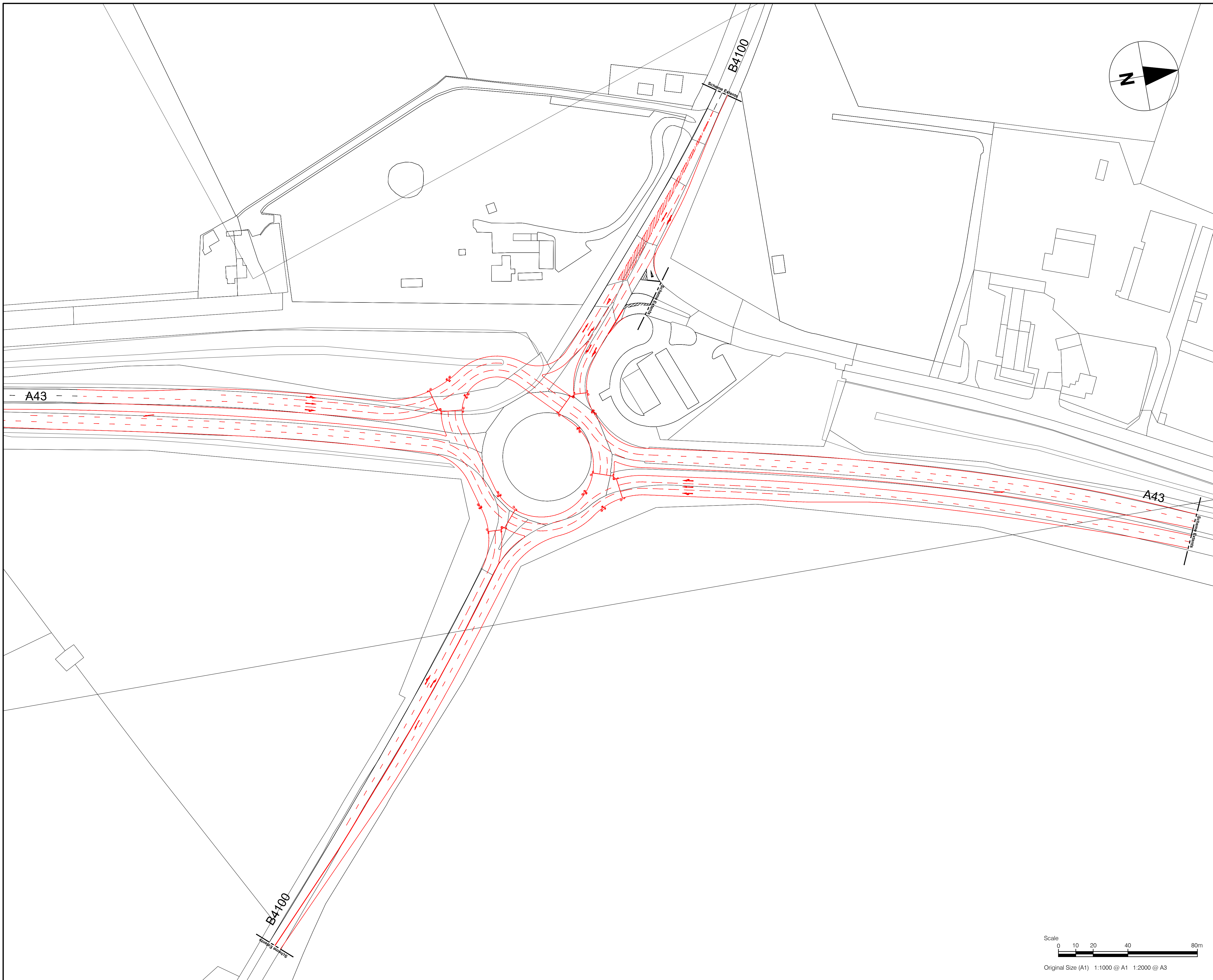
DATE: 23/06/2021

DAY: WEDNESDAY

TIME	TO ARM D B4100 (W)							FROM ARM D B4100 (W)								
	CAR	LGV	OGV1	OGV2	PSV	MCL	PCL	TOT	CAR	LGV	OGV1	OGV2	PSV	MCL	PCL	TOT
07:00	48	36	6	4	1	2	0	97	65	30	3	2	0	2	0	102
07:15	58	33	4	2	3	0	0	100	95	36	7	3	0	1	0	142
07:30	51	36	4	2	0	2	0	95	99	37	5	0	0	1	0	142
07:45	65	31	4	0	1	1	0	102	104	33	5	1	0	1	0	144
<b>H/TOT</b>	<b>222</b>	<b>136</b>	<b>18</b>	<b>8</b>	<b>5</b>	<b>5</b>	<b>0</b>	<b>394</b>	<b>363</b>	<b>136</b>	<b>20</b>	<b>6</b>	<b>0</b>	<b>5</b>	<b>0</b>	<b>530</b>
08:00	67	26	7	1	0	0	0	101	94	34	6	3	0	1	0	138
08:15	94	27	5	1	1	0	0	128	108	31	7	2	0	1	0	149
08:30	88	16	7	2	0	0	0	113	86	21	7	2	1	1	1	119
08:45	73	21	7	2	1	1	0	105	95	20	3	3	0	0	0	121
<b>H/TOT</b>	<b>322</b>	<b>90</b>	<b>26</b>	<b>6</b>	<b>2</b>	<b>1</b>	<b>0</b>	<b>447</b>	<b>383</b>	<b>106</b>	<b>23</b>	<b>10</b>	<b>1</b>	<b>3</b>	<b>1</b>	<b>527</b>
09:00	56	30	1	5	0	1	0	93	80	18	9	3	1	0	0	111
09:15	60	24	5	2	1	0	0	92	59	22	5	4	2	1	0	93
09:30	68	25	9	4	0	0	0	106	56	18	5	5	0	2	0	86
09:45	53	16	5	5	0	0	0	79	48	18	4	3	0	0	0	73
<b>H/TOT</b>	<b>237</b>	<b>95</b>	<b>20</b>	<b>16</b>	<b>1</b>	<b>1</b>	<b>0</b>	<b>370</b>	<b>243</b>	<b>76</b>	<b>23</b>	<b>15</b>	<b>3</b>	<b>3</b>	<b>0</b>	<b>363</b>
10:00	34	16	1	5	0	0	0	56	57	18	7	6	0	0	1	89
10:15	55	14	5	2	0	0	0	76	51	21	4	4	0	0	0	80
10:30	61	20	11	6	0	1	0	99	52	12	4	2	0	0	0	70
10:45	52	13	6	1	1	0	0	73	54	18	4	3	0	1	0	80
<b>H/TOT</b>	<b>202</b>	<b>63</b>	<b>23</b>	<b>14</b>	<b>1</b>	<b>1</b>	<b>0</b>	<b>304</b>	<b>214</b>	<b>69</b>	<b>19</b>	<b>15</b>	<b>0</b>	<b>1</b>	<b>1</b>	<b>319</b>
11:00	56	18	4	5	0	1	0	84	64	12	3	1	0	5	0	85
11:15	67	17	3	4	0	1	0	92	63	20	3	7	0	0	0	93
11:30	44	14	6	2	0	1	0	67	64	16	6	3	0	0	0	89
11:45	42	12	7	6	0	0	0	67	58	14	8	4	0	2	0	86
<b>H/TOT</b>	<b>209</b>	<b>61</b>	<b>20</b>	<b>17</b>	<b>0</b>	<b>3</b>	<b>0</b>	<b>310</b>	<b>249</b>	<b>62</b>	<b>20</b>	<b>15</b>	<b>0</b>	<b>7</b>	<b>0</b>	<b>353</b>
12:00	66	19	6	3	0	0	0	94	43	11	5	3	0	2	0	64
12:15	56	14	4	3	0	0	0	77	55	10	5	1	0	3	0	74
12:30	69	17	7	2	0	1	0	96	65	21	5	0	0	0	0	91
12:45	60	28	5	1	0	0	0	94	66	26	3	3	0	2	0	100
<b>H/TOT</b>	<b>251</b>	<b>78</b>	<b>22</b>	<b>9</b>	<b>0</b>	<b>1</b>	<b>0</b>	<b>361</b>	<b>229</b>	<b>68</b>	<b>18</b>	<b>7</b>	<b>0</b>	<b>7</b>	<b>0</b>	<b>329</b>
13:00	61	23	2	1	0	1	0	88	61	23	6	1	0	0	0	91
13:15	61	16	2	2	0	3	0	84	63	16	2	3	0	1	0	85
13:30	66	12	7	6	2	0	0	93	59	19	6	4	0	0	0	88
13:45	54	19	3	3	0	1	0	80	44	19	7	7	0	1	0	78
<b>H/TOT</b>	<b>242</b>	<b>70</b>	<b>14</b>	<b>12</b>	<b>2</b>	<b>5</b>	<b>0</b>	<b>345</b>	<b>227</b>	<b>77</b>	<b>21</b>	<b>15</b>	<b>0</b>	<b>2</b>	<b>0</b>	<b>342</b>
14:00	58	11	10	4	3	1	0	87	60	13	9	2	0	1	0	85
14:15	57	23	6	3	1	0	0	90	58	24	3	3	0	4	0	92
14:30	68	23	6	5	1	1	0	104	55	21	2	3	0	0	0	81
14:45	76	19	5	3	1	0	0	104	66	24	6	3	1	0	0	100
<b>H/TOT</b>	<b>259</b>	<b>76</b>	<b>27</b>	<b>15</b>	<b>6</b>	<b>2</b>	<b>0</b>	<b>385</b>	<b>239</b>	<b>82</b>	<b>20</b>	<b>11</b>	<b>1</b>	<b>5</b>	<b>0</b>	<b>358</b>
15:00	66	18	7	1	1	1	0	94	66	20	7	4	0	2	0	99
15:15	71	27	5	5	2	1	0	111	57	19	7	2	0	1	0	86
15:30	73	30	4	5	1	3	0	116	78	25	9	3	3	1	0	119
15:45	69	17	7	2	0	2	0	97	74	13	4	3	2	1	0	97
<b>H/TOT</b>	<b>279</b>	<b>92</b>	<b>23</b>	<b>13</b>	<b>4</b>	<b>7</b>	<b>0</b>	<b>418</b>	<b>275</b>	<b>77</b>	<b>27</b>	<b>12</b>	<b>5</b>	<b>5</b>	<b>0</b>	<b>401</b>
16:00	87	22	5	1	0	0	0	115	83	33	4	4	1	2	0	127
16:15	94	22	4	0	0	1	0	121	83	31	4	1	3	1	0	123
16:30	75	24	5	2	0	2	0	108	82	27	5	1	0	1	0	116
16:45	100	16	10	0	0	0	0	126	74	14	2	3	0	2	0	95
<b>H/TOT</b>	<b>356</b>	<b>84</b>	<b>24</b>	<b>3</b>	<b>0</b>	<b>3</b>	<b>0</b>	<b>470</b>	<b>322</b>	<b>105</b>	<b>15</b>	<b>9</b>	<b>4</b>	<b>6</b>	<b>0</b>	<b>461</b>
17:00	98	18	3	2	0	0	1	122	103	12	4	0	0	1	0	120
17:15	97	15	1	1	0	2	1	117	87	13	6	1	0	1	0	108
17:30	114	9	1	0	0	2	0	126	75	14	0	1	0	5	0	95
17:45	99	12	3	2	0	3	0	119	70	9	0	1	0	1	0	81
<b>H/TOT</b>	<b>408</b>	<b>54</b>	<b>8</b>	<b>5</b>	<b>0</b>	<b>7</b>	<b>2</b>	<b>484</b>	<b>335</b>	<b>48</b>	<b>10</b>	<b>3</b>	<b>0</b>	<b>8</b>	<b>0</b>	<b>404</b>
18:00	83	16	5	1	0	0	0	105	66	16	2	0	0	2	0	86
18:15	88	15	2	1	1	2	0	109	63	9	2	2	0	0	0	76
18:30	72	22	5	4	0	2	0	105	59	12	1	1	0	0	0	73
18:45	73	13	1	1	0	0	0	88	45	7	4	4	0	0	0	60
<b>H/TOT</b>	<b>316</b>	<b>66</b>	<b>13</b>	<b>7</b>	<b>1</b>	<b>4</b>	<b>0</b>	<b>407</b>	<b>233</b>	<b>44</b>	<b>9</b>	<b>7</b>	<b>0</b>	<b>2</b>	<b>0</b>	<b>295</b>
<b>P/TOT</b>	<b>3303</b>	<b>965</b>	<b>238</b>	<b>125</b>	<b>22</b>	<b>40</b>	<b>2</b>	<b>4695</b>	<b>3312</b>	<b>950</b>	<b>225</b>	<b>125</b>	<b>14</b>	<b>54</b>	<b>2</b>	<b>4682</b>

## **Appendix D**

### Growth Fund Scheme Preliminary Design



**PROJECT**  
**M40 JUNCTION 10**  
**OPTION DEVELOPMENT**  
**& TESTING**



**CONSULTANT**  
 AECOM  
 The Colmore Building  
 Colmore Circus Queensway  
 Birmingham  
 0121 262 1900 tel 0121 262 1999 fax  
 www.aecom.com

**SCALE**  
 1:1000 @ A1, 1:2000 @ A3

**REGISTRATION**  
 ©Crown copyright. All rights reserved.  
 License Number 100019139

- NOTES**
1. THIS DRAWING IS TO BE READ IN CONJUNCTION WITH ALL OTHER RELEVANT DOCUMENTATION. ANY DISCREPANCIES, ERRORS OR OMISSIONS TO BE BROUGHT TO THE ATTENTION OF THE OVERSEEING ORGANISATION.
  2. ALL DIMENSIONS IN METRES UNLESS OTHERWISE STATED.
  3. ALL EXISTING ROAD MARKINGS SHOWN ARE INDICATIVE ONLY.
  4. SCHEME EXTENTS ARE INDICATIVE ONLY.
  5. THIS IS A CONCEPT DESIGN FOR INFORMATION ONLY. IT HAS YET TO BE ROAD SAFETY AUDITED. A PRINCIPAL DESIGNER HAS YET TO BE APPOINTED.

- KEY**
- PROPOSED SCHEME
  - PROPOSED SIGNAL HEAD (PRIMARY)
  - PROPOSED SIGNAL HEAD (SECONDARY)

IN DESIGN  
DEVELOPMENT

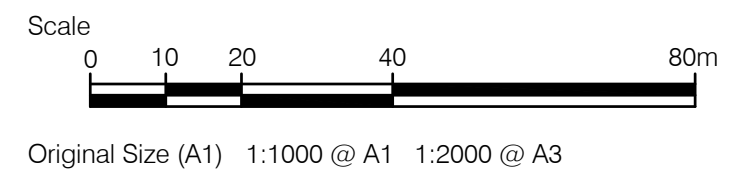
**ISSUE/REVISION**

I/R	DATE	DESCRIPTION
1	JAN 2018	OPTION DEVELOP. & TESTING

**PROJECT NUMBER**  
 60540307

**SHEET TITLE**  
 M40 JUNCTION 10  
 OPTION DEVELOPMENT & TESTING  
 SHEET 4 OF 5  
 BAYNARDS GREEN JUNCTION

**SHEET NUMBER**  
 60540307-SHT-1-C-0005



This drawing has been prepared for the use of AECOM's client. It may not be used, modified, reproduced or relied upon by third parties, except as agreed by AECOM or as required by law. AECOM accepts no responsibility, and denies any liability whatsoever, to any party that uses or relies on this drawing without AECOM's express written consent. Do not scale this document. All measurements must be obtained from the stated dimensions.



**Appendix M**  
Road Safety Audit

# **Land Adjacent to M40 J10, Western Access**

Road Safety Audit  
Stage 1

12 August 2021



Mott MacDonald  
10 Temple Back  
Bristol BS1 6FL  
United Kingdom

T +44 (0)117 906 9500  
mottmac.com

David Tucker Associates  
Forester House  
Doctors Lane  
Henley in Arden  
Warwickshire  
B95 5AW




# **Land Adjacent to M40 J10, Western Access**

**Road Safety Audit  
Stage 1**

12 August 2021



# Issue and Revision Record

Revision	Date	Originator	Checker	Approver	Description
A	12/08/2021	T J Blaney	R J Collins	J T Pearson	First Issue
					

**Document reference:** 100414124 | TPN | ITD | 044 | 001 | A

**Information class:** Standard

This document is issued for the party which commissioned it and for specific purposes connected with the above-captioned project only. It should not be relied upon by any other party or used for any other purpose.

We accept no responsibility for the consequences of this document being relied upon by any other party, or being used for any other purpose, or containing any error or omission which is due to an error or omission in data supplied to us by other parties.

This document contains confidential information and proprietary intellectual property. It should not be shown to other parties without consent from us and from the party which commissioned it.

# Contents

1	Introduction	1
2	Items Raised at this Stage 1 Audit	3
2.1	Problem 1.01	3
2.2	Problem 1.02	4
3	Audit Team Statement	5
	Appendices	6
A.	List of Drawings & Documents Examined	7
B.	Location Plan – Western Access	8

# 1 Introduction

This report describes a Stage 1 Road Safety Audit carried out on the proposed access arrangements for a new 280,000m<sup>2</sup> employment development on land adjacent to the M40 J10. Two access points (eastern and western) will be provided either side of the A43 / B4100 Baynards Green roundabout junction. This audit report considers the western access.

The audit was carried out at the request of David Tucker Associates.

The audit took place at the Bristol office of Mott MacDonald and consisted of a detailed examination of the submitted documentation and drawings listed in **Appendix A**.

It is confirmed that this is a Stage 1 Road Safety Audit and that the audit was undertaken upon completion of the preliminary design work.

The Road Safety Audit Team, as approved by the David Tucker Associates' Project Sponsor, Simon Parfitt, consisted of:

Tim Blaney                      BSc (Hons), CMILT, MCIHT, MSoRSA  
(Certificate of Competency in Road Safety Audit, July 2012)  
Audit Team Leader, Mott MacDonald

Rachael Collins                BA (Hons), MSc, MCIHT  
(Certificate of Competency in Road Safety Audit, July 2016)  
Audit Team Member, Mott MacDonald

A visit to the site was completed on Wednesday 4<sup>th</sup> August at 1100 hrs. During this visit the weather was overcast, with sunny spells and the road surface was dry. Traffic conditions were moderate and free flowing. No pedestrian or cycle activity was observed.

This Road Safety Audit was carried out in accordance with Highways England's Departmental Standard GG119 and the Road Safety Audit Brief (*Doc. Ref: 17213-05*). The Road Safety Audit Team has examined and reported only on the road safety implications of the scheme as presented and has not examined or verified the compliance of the designs to any other criteria.

The comments and suggestions for road safety improvements made in this report seek to address matters that might have an adverse effect on road safety in the context of the chosen design. No attempt has been made to comment on the justification of the scheme. Consequently, the auditors accept no responsibility for the design or construction of the scheme.

All the issues raised in this report are considered to be required for action. The comments contained in the report are based on safety related concerns and as such the design engineer will need to consider carefully how to respond to each of the issues. The Audit Response Report should be completed by the Design Team and kept on file for future reference.

A Key Plan indicating the location of any identified safety related issues is provided in **Appendix B**.



## **Scheme Description**

Taken from the Audit Brief:

*The western site access will serve up to 180,000m<sup>2</sup> GFA B8 use. A three-arm roundabout junction is proposed in line with the requirements of DMRB CD116. Access to plots will be taken from an internal roundabout junction within the site. A bus layby will be provided on the link between the two site roundabouts.*

*A pedestrian and cycle route will be provided between the B4100 accesses and will provide a safe route to and from the roadside services. The route has yet to be determined as this is likely to be incorporated into a wider HE improvement scheme at the Baynards Green roundabout. This is not therefore within the scope of this RSA.*

This audit therefore considers the proposed provision of a new roundabout junction on the B4100 as well as the internal site roundabout and link road.

## 2 Items Raised at this Stage 1 Audit

This section describes road safety related issues identified by the Audit Team during the Stage 1 Road Safety Audit.

### 2.1 Problem 1.01

*Location:* Throughout Scheme.

*Summary:* Unclear impact of additional traffic on surrounding highway network.

The proposed development and its western access are in close proximity to the A43 Baynards Green roundabout. At present, no junction appraisals have been undertaken therefore it is not possible to consider the impact that this development will have on the local highway network and particularly the A43 junction. Should the junction fail to accommodate the increase in traffic, and particularly HGVs, there is an increased risk of rear end shunt or side impact type collisions associated with inappropriate turning manoeuvres resulting from driver frustration / impatience.

#### **Recommendation**

It is recommended that traffic modelling is undertaken to assess the impact that the proposed development will have on the surrounding highway network, and particularly the A43 Baynards Green roundabout.

## 2.2 Problem 1.02

*Location:* B4100 Roundabout junction.

*Summary:* Unclear lighting provision may lead to loss of control collisions.

The B4100 at the location of the proposed roundabout junction is a relatively straight section of single carriageway unlit rural highway. It is not clear from the information submitted if it is intended to light the roundabout. Failure to light this roundabout may result in motorists misjudging the position or geometry of the roundabout during the hours of darkness, increasing the risk of loss of control type collisions.

**Figure 1: Existing B4100 on northbound approach to proposed roundabout.**



Source: Mott MacDonald

### **Recommendation**

Given the proximity of the illuminated A43 Baynards Green roundabout, it is considered appropriate for the proposed access roundabout to also be lit. Furthermore, the internal site roundabout is likely to also require lighting due to its close proximity. It is recommended that through the design process, a lighting assessment is carried out to confirm the need for lighting.

### 3 Audit Team Statement

We certify that this audit has been carried out in accordance with Highways England's Departmental Standard GG119.

#### Road Safety Audit Team Leader

**T J Blaney** BSc (Hons), CMILT, MCIHT, MSoRSA  
(Certificate of Competency in Road Safety Audit, July 2012)

Signed:




Date: 12<sup>th</sup> August 2021

Principal Road Safety Engineer  
Mott MacDonald  
10 Temple Back  
Bristol  
BS1 6FL

#### Road Safety Audit Team Member

**R J Collins** BA (Hons), MSc, MCIHT  
(Certificate of Competency in Road Safety Audit, July 2016)

Signed:



Date: 12<sup>th</sup> August 2021

Senior Road Safety Engineer  
Mott MacDonald  
9 Portland Street  
Manchester  
M1 3BE

# Appendices

A.	List of Drawings & Documents Examined	7
B.	Location Plan – Western Access	8

## A. List of Drawings & Documents Examined

**Table 3.1: Drawings**

Drawing Number	Revision	Drawing Title
20005-SK-029	B	Proposed Masterplan Option 8
17213-09-GA	B	West Site Access – General Arrangement
17213-09-TRACK	B	West Site Access – Vehicle Tracking

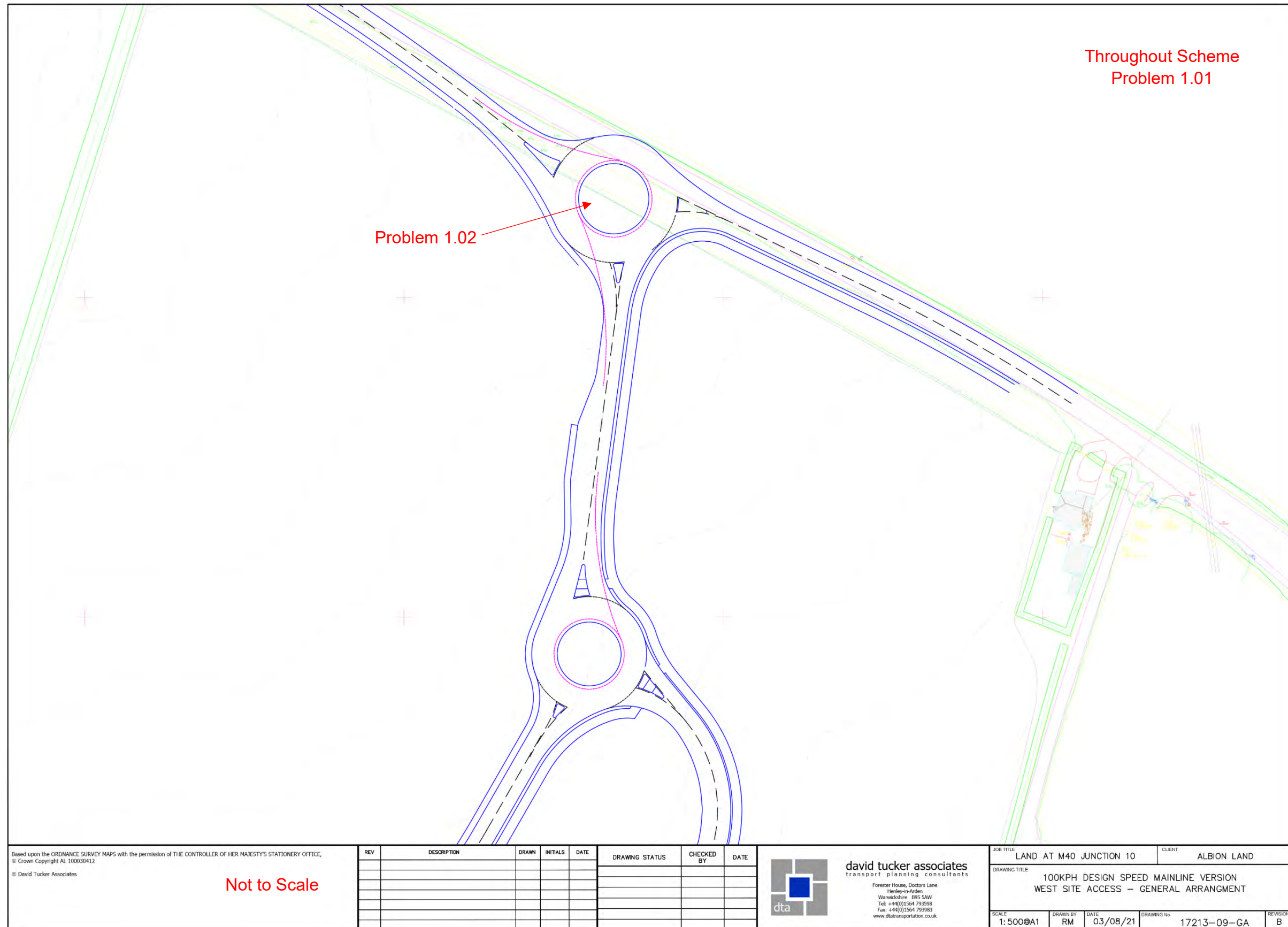
Source: David Tucker Associates

**Table 3.2: Documents**

Document Number	Revision	Document Title
17213-05	-	Road Safety Audit Brief
17213-02b	-	TA Scoping Report

Source: David Tucker Associates

## B. Location Plan – Western Access









# **Land Adjacent to M40 J10, Eastern Access**

Road Safety Audit  
Stage 1

12 August 2021



Mott MacDonald  
10 Temple Back  
Bristol BS1 6FL  
United Kingdom

T +44 (0)117 906 9500  
mottmac.com

David Tucker Associates  
Forester House  
Doctors Lane  
Henley in Arden  
Warwickshire  
B95 5AW

# Land Adjacent to M40 J10, Eastern Access

Road Safety Audit  
Stage 1

12 August 2021